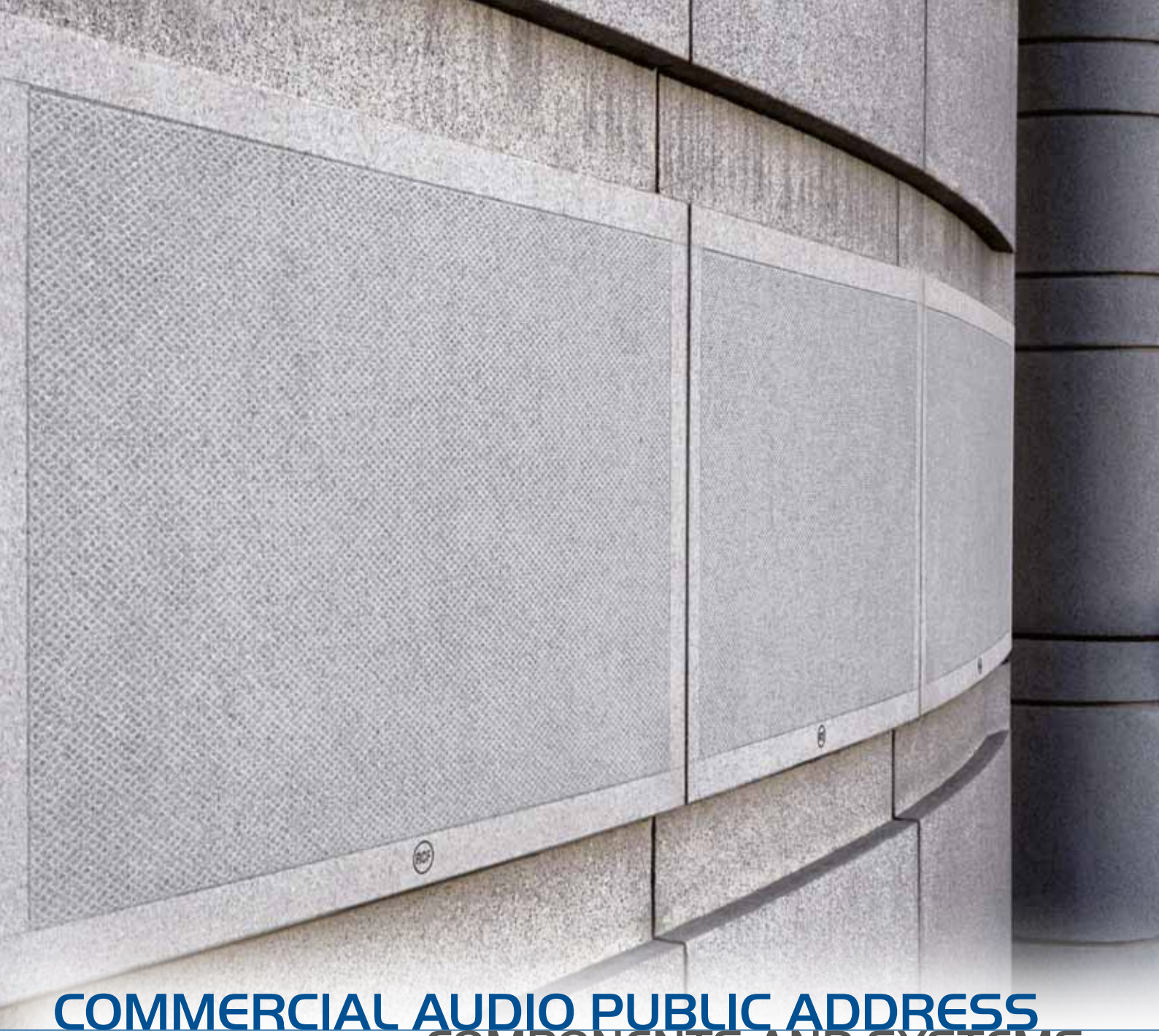

COMMERCIAL AUDIO PUBLIC ADDRESS
COMPONENTS AND SYSTEMS

the rules of sound

RCF

ENG 2012
















Founded in 1949, RCF built its history of sound amplification from basic solutions for small spaces to vast and complex digital systems for theatres, shopping malls, airports, railway stations, underground metro's, exhibition centres, schools, hospitals, sports arenas, stadia, hotels.
Our Product's design and manufacturing are held in the Reggio Emilia headquarters where more than 240 people are employed ensuring the high quality of RCF's products and systems.



Today RCF produces a wide and diverse range of products to satisfy any sound and musical amplification need. This can range from a single product to complete integrated solution. In doing so, the company can cover everything from a small project to very large and complex system.
RCF controls every step of the production process, from the design to the construction and marketing of its products. Owning its own transducers technology gives RCF an enormous advantage in the development of complete speaker systems, achieving the perfect match between transducers and electronics, now more and more focused on digital technology.

The continuing effort in research and development is a strategic asset, in which the company invests a great amount of human, financial and technical resource.

The high knowledge level reached by the Company led to a close cooperation with Universities in the research of new materials, of innovative production process and for the study of algorithms to apply in the newest digital products.

Thanks to the constant innovation by a group of dedicated sound engineers, the company offers a range of groundbreaking products that takes the RCF brand, a protagonist of 'Made In Italy' into the audio sector all over the world.

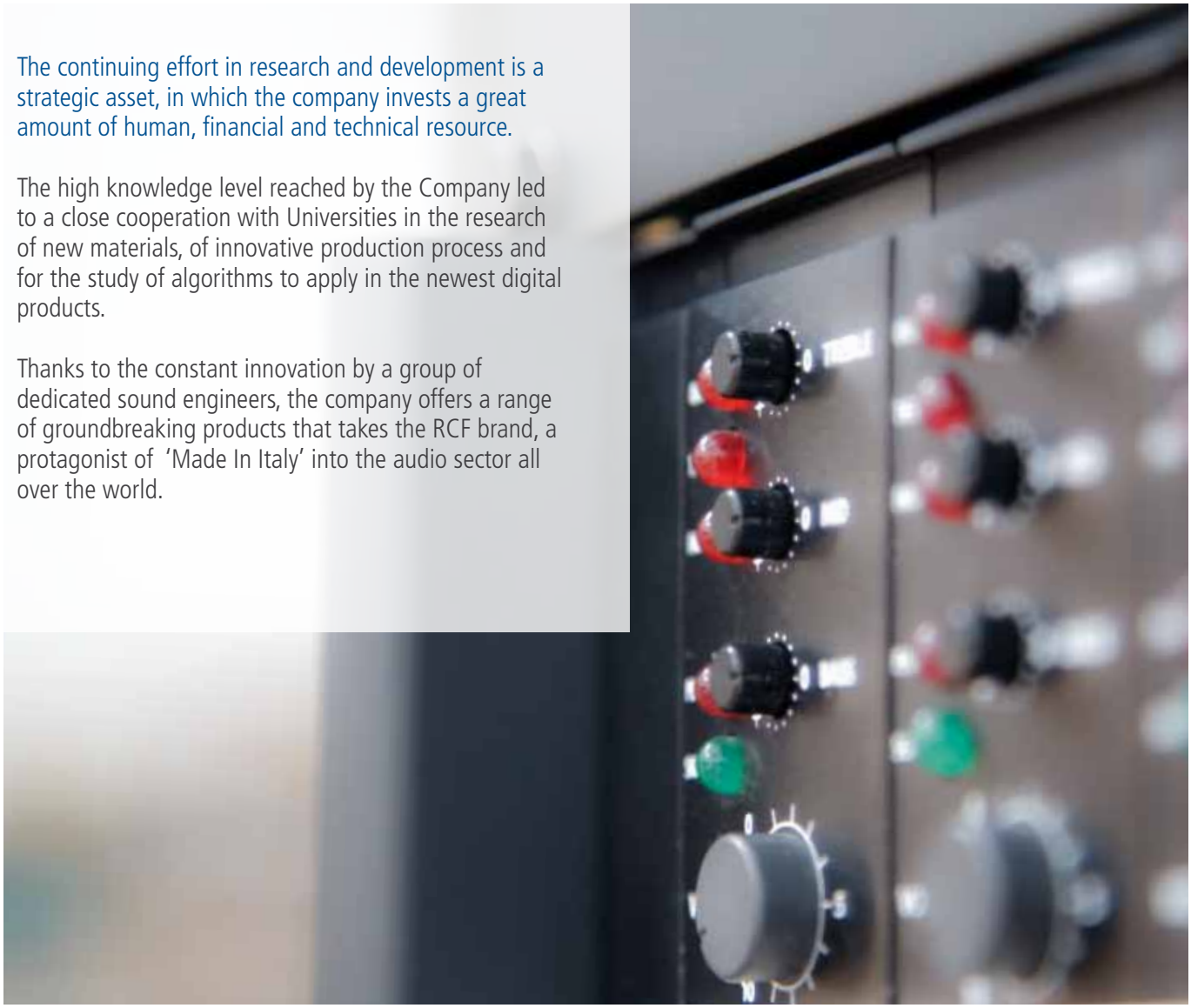



THE REGGIO EMILIA HEADQUARTERS INCLUDE:

- an advanced factory for the production and after sales services;
- laboratories and hi tech instruments for testing, research and development of the products;
- modern machines for packing and shipment;
- anechoic chambers for acoustic measurements;
- tools for testing vibrations and thermal behaviour;
- real time materials handling management with computers and software.

A strict Quality Control dept verifies, for every component and finished product, the reaching of the established standards. Special procedures and severe controls complying to the highest international standards have been implemented and all products are tested one by one. RCF has been certified ISO 9001 since 1995.

RCF has a complete International project design office. Our team has available Professional Acousticians – Electronic System designers and Professional Engineers that will work to provide project quotations and designs for any system large or small. We work in partnership with Integrators, Consultants, Engineering Companies from initial design through to final system commissioning.

INDEX

EASYLINE SOLUTIONS PRODUCTS 5



SOUND SYSTEMS EN 60849 NORM COMPLIANT 6
To completely control and manage background music and paging, even for emergency and evacuation purposes, with signals and controls EN 60849 compliant.



MULTI-ZONE SYSTEMS 14
Paging and background music to different zones.



CONFERENCE SYSTEMS 20
Flexible, easy to use and install. Suitable for any small hall or council chambers.



MICROPHONES AND WIRELESS MICROPHONES 22
Optimised in the voice frequency range to guarantee maximum speech clarity.



AUDIO SOURCES 34
CD players, Radio receivers, message players for every hi-fidelity listening need.



AMPLIFIERS AND PREAMPLIFIERS 36
For constant voltage systems or professional audio applications.



FLUSH MOUNTED AND WALL SPEAKERS 52
SOUND PROJECTORS, MONITORS AND COLUMN SPEAKERS 64
HORN SPEAKERS 76



VOLUME ATTENUATORS AND AUDIO TRANSFORMERS 80
To adjust the audio system according to specific needs.



RACK COMPONENTS 84
For the optimum management of the system configurations.



MOBILE AMPLIFICATION 90
Portable system for all the situations in which mobility is important.

ALPHANUMERICAL INDEX 94

The new Easy Line Solution is a complete range of products to satisfy the majority of small and medium sized audio installations simply and quickly.

EASYLINE SOLUTIONS

FLEXIBLE AND RELIABLE SOLUTIONS FOR ALL ELECTRICAL INSTALLERS AND SYSTEM INTEGRATORS



ES 3323
p/n. 121.35.064 page 38



BM 3003
p/n. 143.22.012 page 28



AM 1122-N
p/n. 121.35.045 page 44



UP 1123
p/n. 121.35.025 page 44



BM 3014
p/n. 143.20.135 page 28



ES 3160
p/n. 121.35.057 page 39



BM 3001
p/n. 143.22.008 page 28



AM 2080
p/n. 121.35.062 page 41



UP 2081
p/n. 121.35.071 page 42



MD 7600
p/n. 141.10.001 page 24



PL 60
p/n. 131.10.214 page 55



A 1360
p/n. 133.20.107 page 55



PL 40
p/n. 131.33.045 page 54



HS 1026 W
p/n. 131.10.062 page 54



DU 100X
p/n. 130.00.105 page 59



MR 33T
p/n. 00.07.140 page 70



MR 33WT
p/n. 00.07.141 page 70



DP 2X
p/n. 130.00.104 page 66



DP 2X/1
p/n. 130.00.107 page 67



DM 41
p/n. 130.00.049 page 62



HD 2414/T
p/n. 131.33.036 page 77



HD 3216/T
p/n. 131.33.037 page 77



MG 80
p/n. 131.40.011 page 90



DMW 20A
p/n. 130.00.265 page 63



TX 2006
p/n. 142.50.007 page 26



PX 2106
p/n. 142.50.009 page 26



HE 2006
p/n. 141.15.023 page 26

SOUND SYSTEMS EN 60849 NORM COMPLIANT

To completely control and manage background music and paging, even for emergency and evacuation purposes, with signals and controls EN 60849 compliant.







PRODUCT	DXT 7000	SE 5000
MAX. NUMBER OF ZONES	256	1 Alarm, 10 local announc. or music
MAX. POWER (100 V SWITCHING)	20.480 W	1.920 W
REDUNDANCY AMPLIFIER AND LINE CONTROL	YES	YES
STAND-BY AMPLIFIER CONTROL	Inside for the amplifier associeted	-
MAX. NUMBER OF PAGING MICROPHONES	32	3
INTERACTIVE LCD ON THE BASE	YES	-
SIMULTANEOUS AUDIO CHANNEL	7 for unit, 32 units for system	2
PAGING MICROPHONE PROGRAMMABILITY	YES	-
AUDIO SOURCE INPUTS	6 for unit, 32 units for system	1
AUX AUDIO ANALOG. IN / OUT CONNECTION	5 / 1 for unit, 32 units for system	1 / 1
CONFIGURATION	PC	DIPs
EVACUATION / ROUTINE INSIDE MESSAGE RECORDER PLAYER	YES/YES	YES / -
DSP AUDIO PROCESSING	YES	-
INTERFACE	USB + Serial	-
PAGING MICROPHONE CABLES	CAT 6 FTP or J Type	CAT 6 FTP or J Ttype
SYSTEM CONNECTIONS CABLES	CAT 6 or J type	CAT 6 or J Type
LOUDSPEAKER CABLES	Twisted pairs. The wire section shall be chosen according to the connected power	Twisted pairs. The wire section shall be chosen according to the connected power
DIGITAL REMOTE CONTROL	YES	-
BACK-UP POWER SUPPLY	External UPS	Intenal Battery
EN 60849 COMPLIANT	YES	YES
BS 5839-8 COMPLIANT	-	YES

MU 7100 EN

p/n 171.70.157

8 x 80 W AMPLIFIER / MAIN UNIT



- The system has been designed to fulfil all requirements of EN 54-16 and EN 60849 standard
- Up to 32 MU 7100 EN can be linked together in order to get an extended system including many paging stations and up to 256 loudspeaker lines / paging zones
- The main unit can play all necessary evacuation and alarm messages previously stored into its built-in digital memory
- The 8 digital internal amplifiers are highly reliable and their efficiency is excellent (> 90%), that means less heat dissipation and smaller capacity requirement for unbreakable power supply sources (UPS) used in security applications
- The whole signal path from fireman's microphone to loudspeaker lines is completely and automatically monitored against faults
- Digital Matrix 7 x 8 is configurable for several applications witth routing to any output channel
- Efficient Digital Signal Processor (DSP): 5-Band Parametric EQ, High and Low Pass Filters, Delay circuit for line array speaker applications, Compressor / Limiter, Level controls are provided
- An automatic level control facility can be got by simply connecting an omni-directional noise detection microphone to the inputs
- Built-in WAV file message player (up to128 messages)
- Software Utility for saving unit parameters to PC,updating unit firmware, virtual control activation and status indication
- Keylock Security sets password-protected access to the system
- An RS-232 serial port is available for external commands and monitoring

REAR VIEW



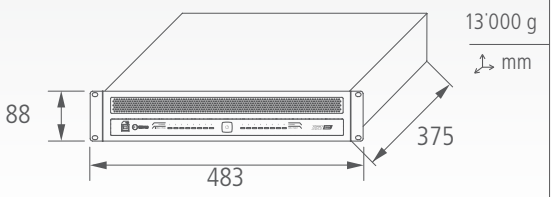

SPECIFICATIONS	MU 7100 EN
OUTPUT POWER	8 x 80 W RMS @ 8 Ω
FREQUENCY RESPONSE	20 ÷ 20.000 Hz (± 1 dB)
DISTORTION (THD+N)	< 0.05% @ 1 kHz
SIGNAL/NOISE RATIO	> 96 dBA
INPUT SENSITIVITY	-40 ÷ +6 dBu (8 mV ÷ 1.55 V)
INPUT IMPEDANCE	20 K Ω BALANCED
PHANTOM POWER	12 V
POWER SUPPLY	100 V A.C MIN., 240 V A.C MAX. @ 50 - 60 Hz
INPUT TERMINALS	REMOVABLE SCREW TERMINALS

LT 7208 EN

p/n 171.70.139

13'000 g

mm

LINE TRANSFORMER INTERFACE



- The LT 7208 EN line transformer interface allows you to link/group the 8 amplifiers to increase the power of the speaker lines two, three or four times
- If the needed speaker line power is more than 80W, several outputs (in groups made of 2, 3 or 4) can be connected together (in parallel) in order to get locked groups for 160 W, 240 W or 320 W lines
- Output line voltage setting (50 - 70 - 100 V) is made by changing the output tapping of each transformer
- Includes also line specific 24V dc outputs for override relays (max. current: 1A / line)
- Connection cable to MU 7100 EN main unit 8 pcs. of 'end of line' unit, used when the loudspeaker line monitoring is provided
- The 'end of line' unit shall be installed right at the end of the line, near the last installed loudspeaker

SPECIFICATIONS	LT 7208 EN EN
OUTPUT POWER	8 x 80 W RMS
CONSTANT VOLTAGE OUTPUT	100 V (70 V o r 50 V INTERNAL COMMUTATION)
INPUT IMPEDANCE	8 Ω BALANCED
OUTPUT CONNECTORS	REMOVABLE SCREW TERMINALS

SV 7982

p/n 171.70.140

REMOTE PROGRAMME SELECTORE AND LEVEL CONTROL DEVICE



Used as local sound control device. It controls a zone group volume and operates as program selector. Connection to local or system bus by using CAT5/6 cabling. To be wall mounted by using with accessories provided.

LI 7903

p/n 171.70.141

REMOTE LOCAL INPUT / CONTROL DEVICE



Used for connection and routing of a local program source (mono signal, 3.5 mm balanced stereo plug). 3 function keys can be individually programmed, for example, to route local program source to desired loudspeaker lines.
To be wall mounted by using the accessories provided.

AC 7212

SPARE AMPLIFIER CHANGE-OVER BOARD FOR LT 7208 EN

p/n 171.70.152



The board has 2 main 70-100V loudspeaker line inputs, spare amplifier input and output, 2 relays. AC 7212 terminal shall be directly connected to a pair of LT 7208 EN loudspeaker 50-70-100 V outputs.
The LT 7208 EN override voltage output is used to activate the AC 7212 relay in case of the main amplifier is faulty and switch the spare amplifier output to the respective loudspeaker line.

SI 7120

MONITORED LOGICAL INPUT BOARD FOR MU 7100 EN

p/n 171.70.153



The SI 7120 board is a system monitoring module for the DXT 7000 system.
It monitors the operation condition of 2 lines coming from the fire alarm system to DXT 7000.
If a line is open or shorted, the SI 7120 board will detect the fault and activate a command.

RO 7102

DRY OUTPUT CONTACT BOARD FOR MU 7100 EN

p/n 171.70.151



A RO 7102 board can be directly connected to a pair of MU 7100 EN control outputs.
It converts the 2 MU 7100 EN open-collector 'control outputs' to 2 dry closing contacts that can be used as commands or external devices.
It also has resistors needed for monitored alarm lines.

PS 4048

48 VCC POWER SUPPLY ACCORDING TO EN 54-4

p/n 171.70.158



To be equipped with batteries with suitable capacity, dimensioned according to the system power absorption and to the evacuation requirements.

PS 4048 is suitable to get continuity power supply for EN 54-16 system units like MU 7100EN and relevant complementary devices in case of mains power supply interruptions.

PS 4048 includes recharging and monitoring functions for the lead-acid batteries connected to it.

MT 7308EN

POWER AMPLIFIER MANAGER

p/n 171.70.159



MT 7308 is suitable to control up to 8 additional power amplifiers and relevant speaker lines, according to EN 54-16 norm. It works connected to the MU 7100EN master system unit.

When speaker lines drive high power loads, it could be convenient to optimize the system configuration by using one or more dedicated power amplifiers dimensioned according the loads involved.

MT 7308 represents a total or partial alternative to the LT 7208EN transformer interface, so that one MU 7100EN can drive at the same time some speaker lines connected directly to an LT 7208EN and some others linked to an MT 7308EN and relevant power amplifiers.

BM 7608

MICROPHONE CONSOLE WITH 8 CONFIGURABLE BUTTONS

p/n 143.22.015



Paging microphone set monitored according to EN 54-16 norm.
The 8 configurable buttons can be programmed to send live microphone announcements in specific zones or groups of zones.

There are dedicated buttons to access the emergency operation/functions, in order to send pre-recorded security messages or microphone announcements.
It has a metal body and an high intelligibility microphone mounted on a 250mm gooseneck.
One input on RCA stereo connector is available for the direct connection of a program source (i.e. CD player), to be sent through the same audio cannel where the console is connected when paging is not in progress.
The console is powered through the same system bus or through a local optional power supply.
The connection to the MU 7100EN master unit can be made by using a CAT 5 cable or a J-Type 4 twisted pair cable (es. Fire resistant model RCF CJ 428E) .

BM 7608D

MICROPHONE CONSOLE WITH NUMERIC KEYPAD, LCD DISPLAY AND 8 CONFIGURABLE BUTTONS

p/n 143.22.016



Paging microphone set monitored according to EN 54-16 norm.
The 8 configurable buttons can be programmed to send live microphone announcements in specific zones or groups of zones.

The backlit LCD display reports several indications relevant to system operation and monitoring . The numeric keypad permits quick selective paging in single or multiple zones.
Through a complete menu is also possible to address the music sources connected to the MU 7100EN to the system zones and to adjust amplifier volumes.

There are dedicated buttons to access the emergency operation/functions, in order to send pre-recorded security messages or microphone announcements.
It has a metal body and an high intelligibility microphone mounted on a 250mm gooseneck.
One input on RCA stereo connector is available for the direct connection of a program source (i.e. CD player), to be sent through the same audio cannel where the console is connected when paging is not in progress.
The console is powered through the same system bus or through a local optional power supply.
The connection to the MU 7100EN master unit can be made by using a CAT 5 cable or a J-Type 4 twisted pair cable (es. Fire resistant model RCF CJ 428E) .

SPECIFICATIONS	BM 7608	BM 7608D
FREQUENCY RESPONSE (-3 dB)	200-17 000 Hz(mic) 50-17 000 Hz(aux)	200-17 000 Hz(mic) 50-17 000 Hz(aux)
AUDIO INPUT (AUX)	-14...0dB (ADJUSTABLE)	-14...0dB (ADJUSTABLE)
THD + N 1 kHz	<0,1%	<0,1%
CONNECTORS	RJ45	RJ45
AUDIO OUTPUT	3,5mm CONNECTORS TRS	3,5mm CONNECTORS TRS
EXT. CONTROL	REMOVABLE SCREW TERMINALS 3 pin	REMOVABLE SCREW TERMINALS 3 pin

BM 7608DFM

FIREMAN'S MICROPHONE PANEL WITH NUMERIC KEYPAD, LCD DISPLAY AND 8 CONFIGURABLE BUTTONS

p/n 143.22.014



Paging microphone set monitored according to EN 54-16 norm.
The 8 configurable buttons can be programmed to send live microphone announcements in specific zones or groups of zones.
The backlit LCD display reports several indications relevant to system operation and monitoring . The numeric keypad permits quick selective paging in single or multiple zones.
Through a complete menu is also possible to address the music sources connected to the MU 7100EN to the system zones and to adjust amplifier volumes.
There are dedicated buttons to access the emergency operation/functions, in order to send pre-recorded security messages or microphone announcements.
It has a metal body and an high intelligibility hand-held microphone.
It is the emergency paging panel usually installed close to the building access points used by the Firemen .
One input on RCA stereo connector is available for the direct connection of a program source (i.e. CD player), to be sent through the same audio cannel where the console is connected when paging is not in progress.
The console is powered through the same system bus or through a local optional power supply.
The connection to the MU 7100EN master unit can be made by using a CAT 5 cable or a J-Type 4 twisted pair cable (es. Fire resistant model RCF CJ 428E) .

BM 7624D

MICROPHONE CONSOLE WITH NUMERIC KEYPAD, LCD DISPLAY AND 24 CONFIGURABLE BUTTONS

p/n 143.22.018



Paging microphone set monitored according to EN 54-16 norm.
The 24 configurable buttons can be programmed to send live microphone announcements in specific zones or groups of zones.
The backlit LCD display reports several indications relevant to system operation and monitoring . The numeric keypad permits quick selective paging in single or multiple zones.
Through a complete menu is also possible to address the music sources connected to the MU 7100EN to the system zones and to adjust amplifier volumes.
There are dedicated buttons to access the emergency operation/functions, in order to send pre-recorded security messages or microphone announcements.
It has a metal body and an high intelligibility microphone mounted on a 250mm gooseneck.
One input on RCA stereo connector is available for the direct connection of a program source (i.e. CD player), to be sent through the same audio cannel where the console is connected when paging is not in progress.
The console is powered through the same system bus or through a local optional power supply.
The connection to the MU 7100EN master unit can be made by using a CAT 5 cable or a J-Type 4 twisted pair cable (es. Fire resistant model RCF CJ 428E) .

Thanks to the modular construction, paging stations with 40, 56, 72, 88, 104 or 120 configurable buttons are available on request.

BM 7601

DESK-TOP PAGING MICROPHONE WITH CONFIGURABLE BUTTON

p/n 143.22.017



The programmable button and the direct interfacing to the MU 7100EN system unit offer great flexibility in terms of installation and use.
It has an high intelligibility microphone mounted on a 250mm gooseneck.
It is ideal as local console for paging a single zone or a group of zones.
The connection to the MU 7100EN unit can be made by using a CAT5 cable.

SPECIFICATIONS	BM 7608DFM	BM 7624D	BM 7601
FREQUENCY RESPONSE (-3 dB)	200-17 000 Hz(mic) 50-17 000 Hz(aux)	200-17 000 Hz(mic) 50-17 000 Hz(aux)	200-17 000 Hz(mic) -
AUDIO INPUT (AUX)	-14...0dB (ADJUSTABLE)	-14...0dB (ADJUSTABLE)	-
THD + N 1 kHz	<0,1%	<0,1%	<0,1%
CONNECTORS	RJ 45	RJ 45	RJ 45
AUDIO OUTPUT	3,5mm CONNECTORS TRS	3,5mm CONNECTORS TRS	-
EXT. CONTROL	REMOVABLE SCREW TERMINALS 3 pin	REMOVABLE SCREW TERMINALS 3 pin	-

SE 5120

MASTER UNIT

p/n 171.70.083



8'000 g

mm

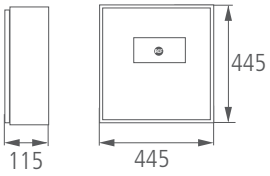

- Integrated Voice Alarm modular system for emergency announcements
- Equipped with a dual amplification circuit 2 x 60W that can drive 2 lines of speakers at 100V constant voltage
- The system incorporates a digital reader for messages that can be activated from the fire alarm control unit.
- The preamplification circuit includes dedicated inputs for emergency microphones (BM 5001WM), preamplified announcement microphones, and background music source.
- The system operates with the mains voltage, which it also uses for recharging the batteries that automatically power it in the event of a black-out.
- The system is supplied with hermetically sealed batteries that are situated inside the enclosure itself
- End-line sensors to be installed in parallel with the last speaker of each line to verify the continuity of the line.
- Each SE 5120 Master system can be connected to a maximum of 16 Slave systems
- Slave amplifiers are typically used to extend loudspeaker coverage in areas such as large warehouses. They also allow greater flexibility to manage paging and background music as they have their own paging and background music inputs
- Wall mount enclosure

SPECIFICATIONS	SE 5120
OUTPUT POWER	2 x 60 W RMS
FREQUENCY RESPONSE	150 ÷ 20.000 Hz (± 1 dB)
INPUT SENSITIVITY	-10 ÷ +10 dBu (0.23 ÷ 2.3 V)
POWER SUPPLY	230 V a.c +/- 10% @ 50 - 60 Hz
INPUT CONNECTORS	REMOVABLE SCREW TERMINALS
OUTPUT CONNECTORS	REMOVABLE SCREW TERMINALS

BM 5001WM

WALL MOUNT EVACUATION MICROPHONE

p/n 171.70.087



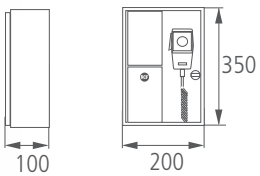

3'400 g

mm

- Wall mount microphone in housing for evacuation system
- Connected in parallel to up to 10 SE5120/ SE5121
- Monitoraggio del microfono e del pulsante di attivazione
- Palm-held microphone with PTT button with highest priority over other inputs
- State and output indicators

BM 4601

SINGLE ZONE DESKTOP PAGING CONSOLE

p/n 171.70.074



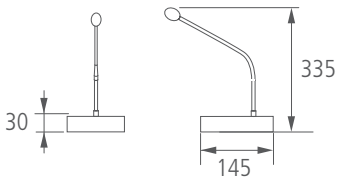

500 g

mm

- Metal body with 300 mm gooseneck
- It can be routed to any preset zone combination
- Volume control with compressor, noise gate, monitored capsule and wiring
- Polyurethane foam wind screen
- Line level desktop gooseneck microphone with compressor, noise gate, monitored capsule and wiring
- 2 m connecting cable (with RJ 45 plugs) included

PR 5006EN

p/n 171.70.088

6 INPUT PREAMPLIFIER

3'000 g

mm

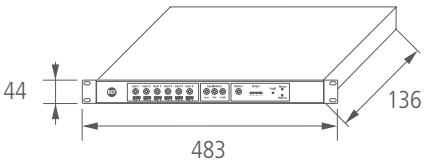



- 6 input mixer with gradueted priority
- Inputs monitoring and built in 22.05 kHz tone generator to monitor connected amplifiers
- Internal jumper to set input 6 as BGM or paging input
- Microphone capsule monitoring
- 130 mV to 1 Volt selectable input level (for CD player)

SPECIFICATIONS	PR 5006EN
AUDIO OUTPUT LEVEL	0 dBu (0.775 V RMS)
OUTPUT IMPEDANCE	600 Ω BALANCED
FREQUENCY RESPONSE	30 ÷ 30.000 Hz (± 1 dB)
DISTORSION (THD+N)	< 0.05% @ 1 kHz
DYNAMIC	≥ 90 dB @ RMS
SIGNAL/NOISE RATIO	> 70 dB
INPUT SENSITIVITY	0 dBu (0.775 V RMS)
INPUT IMPEDANCE	10 KΩ UNBALANCED
POWER SUPPLY	+ 24V
INPUT CONNECTORS	REMOVABLE SCREW TERMILAS
OUTPUT CONNECTORS	REMOVABLE SCREW TERMINALS

LD 5002EN

p/n 171.70.089

DOUBLE DIGITAL MESSAGE PLAYER

865 g

mm

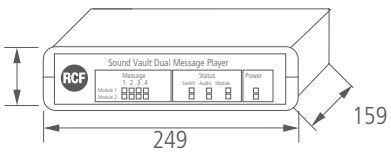



- Double message player with two modules storing up to 8 Mbit
- Each module can store a total of 30 seconds, that can be divided into 4 messages
- Half of a19" 1RU
- BS 5839 and EN 60849 monitoring of the state with LED's on the front panel
- Automatic diagnosis of ROM, RAM and E2PROM

SPECIFICATIONS	LD 5002EN
AUDIO OUTPUT LEVEL	0 dBu (0.775 V RMS)
SAMPLING FREQUENCY	16 kHz 16 bit
STORAGE	2 MODULES OF 4 MESSAGES EACH (MAX 30 SECONDS EACH MODULE)
INPUT SENSITIVITY	0 dBu (0.775 V RMS)
CONSUMPTION	100 mA @18 - 36V CC, EXTERNAL SELECTOR
POWER SUPPLY	24 V cc
CONNECTORS	REMOVABLE SCREW TERMINALS

MULTI-ZONE SYSTEMS

Paging and background music to different zones.









PRODUCT	CS 1066	SPA 8000	MS 520
MAX. NUMBER OF ZONES	6	31 (upgradable to 125)	5
MAX. POWER (100 V SWITCHING)	500 W per zone	500 W per zone	-
MAX. POWER ON 0 dBu AUDIO SIGNAL SWITCHING	It depends on the max. power of the amplifier(s) directly connected to the commutation unit outputs	It depends on the max. power of the amplifier(s) directly connected to the commutation unit outputs	5 x 20 W (on 4 ohm load) amplifiers; 5 audio LINE outputs (1 per zone) are available to connect additional power amplifiers
MAX. NUMBER OF PAGING MICROPHONES	10	6	1
LCD ON PAGING MICROPHONES	NO	YES	NO
AUDIO CHANNELS	2 (either 100 V or LINE)	2 (either 100 V or LINE)	5 (LINE level)
PAGING MIC. PROGRAMMING	NO	YES (4 keys assigned to zone groups)	NO
SYSTEM SETUP	NO	NO	YES
SYSTEM SETUP DISPLAY	-	-	LCD
PAGING MICROPHONE CABLES	RCF CA 40 + RCF CA 3000	RCF CA 4000	To be chosen according to the used paging microphone and the number of paged zones
LOUDSPEAKER CABLES	Twisted pair for 100 V line	Twisted pair for 100 V line	Twisted pair
REMOTE CONTROLS	NO	NO	YES
MUSIC ON/OFF ON EACH ZONE	YES	YES	YES
DIRECT CURRENT POWER SUPPLY	YES (24 V dc)	NO	NO

BM 3067

p/n 143.20.138

PREAMPLIFIED PAGING MICROPHONE (FOR PD 1066)



1'800 g

mm

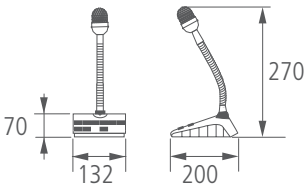

- Easy zone selection
- Cardioid dynamic microphone on 320 mm gooseneck; plastic base
- 6 keys for zone selection, a general call key, a PTT key, an alarm key (to control the internal siren)
- Up to 10 paging microphones can be linked in series (priority / interlocking configurable)
- 4 modes: mixed, interlocking, mixed with 2 microphones having graduated priority, interlocking with 2 microphones having graduated priority
- Built-in bi-tonal siren (adjustable level and frequencies)
- Max. total cable length: 1000 m (high-level audio signal)
- 5 m cables included for connection to amplifiers and the PD 1066 switching unit

SPECIFICATIONS	BM 3067
TYPE	DYNAMIC, CARDIOID
IMPEDANCE	600 Ω BALANCED
FREQUENCY RESPONSE	250 ÷ 7000 Hz
MIC. SENSITIVITY	- 57 dB ± 3 dB (0 dB=1V/µbar, 1kHz)
CONNECTORS	SCREW TERMINALS
POWER SUPPLY	24 V dc - 50 mA, or supplied by PD 1066

PD 1066

p/n 171.20.047

6 ZONE SPEECH / MUSIC SWITCHING UNIT



2'800 g

mm

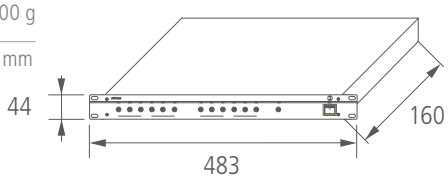

- 6 paging keys (one per zone)
- 6 music on / off keys (one per zone)
- General call key (to switch all the 6 paging relays on)
- All the front panel keys have an LED
- 2 possibile wiring modes:
  - amplifiers after the PD 1066 switching unit
  - amplifiers before the PD 1066 switching unit
- The general call function can be activated by both the front panel key and an external device

SPECIFICATIONS	PD 1066
MAX. POWER PER ZONE (AMPLIFIERS BEFORE PD 1066)	500 W (100 V); 350 W (70 V); 250 W (50 V); 125 W (25 V);
INPUTS / OUTPUTS	2 / 6
POWER SUPPLY OUTPUT	24 V dc - 300 mA
GENERAL CALL REMOTE COMMAND	THROUGH EXTERNAL CONTACT OR 10÷24 V dc POWER SUPPLY
LOUDSPEAKER RELAYS	6 (MAX. CURRENT ON EACH RELAY CONTACTS: 5 A)
ALARM AUX RELAY	1 (2 CONTACTS; MAX. CURRENT: 5 A)
POWER SUPPLY	230 / 115 V ac (50 / 60 Hz) - 24 V dc
INPUT / OUTPUT CONNECTORS	SCREW TERMINALS

CA 40

CABLE



p/n 143.40.020

- 6 pole connection cable (1 screened pair + 2 pairs for audio / controls) to connect BM 3067 paging microphones, available in 100 m coils (note: its p/n refers to 1 m)

CA 3000

CABLE

p/n 123.10.020

- 10 pole screened cable (for selection / controls), to connect BM 3067 paging microphone, available in 100 m coils (note: its p/n refers to 1 m)

BM 8001

PAGING MICROPHONE

p/n 125.10.007



1'800 g

mm

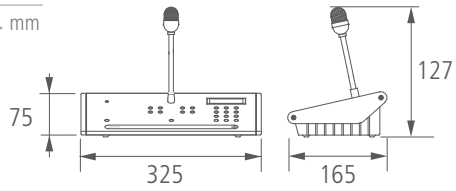

- The system allows up to 6 operators to page system zones selectively and keep backgrund music in non-paged zones
- It allows to send prerecorded messages (max. 12 each) stored on (optional) dedicated players (i.e. RCF RD 2008 digital message recorder)
- The alarm key, having the highest priority, starts the prerecorded message no.1 (if stored on an optional message recorder) and allows the system general call
- Up to 6 BM 8001 paging microphones (having a 6 level graduated priority) can be connected to the system
- Automatic all zone on / off function.
- Up to 4 zone groups can be stored and recalled. Automatic release of paging function in the activated microphone, if not used for a certain time
- The max. distance from the last BM 8001 paging microphone and the RU 8020 control unit is 400 m

SPECIFICATIONS	BM 8001
TYPE	ELECTRET, CARDIOID
IMPEDANCE	600 Ω BALANCED
FREQUENCY RESPONSE	200 ÷ 6000 Hz
CONNECTORS	15 POLE 'D' TYPE
POWER SUPPLY	19 ÷ 24 V dc

RM 8080

PREAMPLIFIER, MIXER, RECEIVER, POWER SUPPLY UNIT

p/n 125.10.009



3'300 g

mm

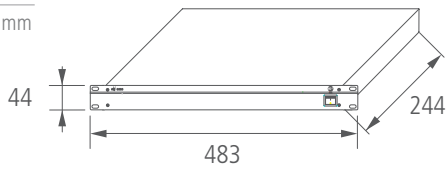

- Preamplifier, mixer, receiver, system central unit
- Power supply unit for BM 8001 paging microphones and SZ 8040 local boards
- It controls the (optional) message player, adds the chime before an announcement and provides the audio output for a sound system
- The audio output level can be adjusted to match the amplifier input gain properly
- On request, the system can be upgraded to manage up to 125 zones
- Rack mount by using the optional AR 1051N accessory (1U 19" rack)

SPECIFICATIONS	RM 8080
AUDIO OUTPUT LEVEL	0 dBu (0.775 V RMS)
POWER SUPPLY	230 V (50 / 60 Hz)
CONSUMPTION	max. 150 mA
CONNECTORS	'D' TYPE, PUSH TERMINALS
AUDIO OUTPUT CONNECTOR	DIN

RU 8020

8 ZONE SWITCHING UNIT

p/n 125.10.056



2'800 g

mm

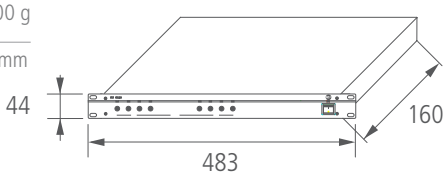

- It provides speech / music switching in 8 zones selectively (max. 31 zones with 4 RU 8020)
- The selection of zones to be paged (in which the music is muted) is made by BM 8001 paging microphones
- The 8 front panel keys allow to switch on / off the background music in their respective zone
- 2 possibile wiring modes:
  - amplifiers after the RU 8020 switching unit
  - amplifiers before the RU 8020 switching unit
- 2 inputs for either amplifiers or preamplifiers;
- 8 outputs for speakers or amplifiers
- Auxiliary relay (max. 2A) active on general call

SPECIFICATIONS	RU 8020
MAX. POWER PER ZONE (AMPLIFIERS BEFORE RU 8020)	500 W (100 V); 350 W (70 V); 250 W (50 V); 125 W (25 V);
INPUTS	2
OUTPUTS	4 + 4
GENERAL CALL REMOTE COMMAND	THROUGH EXTERNAL CONTACT OR 10÷24 V dc POWER SUPPLY
LOUDSPEAKER RELAYS	8 (MAX. CURRENT ON EACH RELAY CONTACTS: 5 A)
AUXILIARY RELAY	1 (MAX. CURRENT: 2 A)
POWER SUPPLY	230 / 115 V ac (50 / 60 Hz)
SECONDARY POWER SUPPLY	24 V dc
INPUT / OUTPUT CONNECTORS	SCREW TERMINALS

CA 4000

MULTIPOLAR CABLE

p/n 125.10.013



14 pole cable (3 screened pairs) to connect BM 8001 paging microphones to the RM 8080 receiver unit.
Available in 100 m coils (note: the p/n refers to 1 m)

MS 520

p/n 121.35.043

AMPLIFIER / CONTROL UNIT



- MS 520 contains all functions required by a system to send different musical programmes in homes and commercial premises
- Three different musical programmes and one for paging can be sent to five mono zones or, alternatively, 3 mono zones and one stereo zone
- It is also possible link two RCF AMBIENTE and share the music sources in order to extend the number of zones to ten
- Its backlit display and function keys make it possible to access all menus to configure and adjust the system: volume, tone, loudness, output settings, 'VOX'
- The third music source input can have priority (when enabled) over the other two music sources
- Power outlet controlled by the system to switch a connected sound sources on/off
- Black label provided for front panel



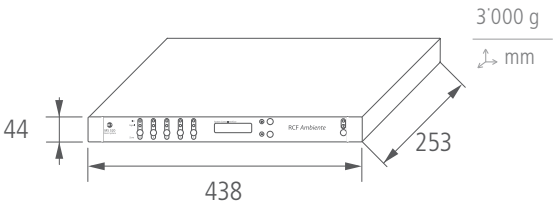

SPECIFICATIONS	MS 520
OUTPUT POWER	5 x 20 W RMS
FREQUENCY RESPONSE	20 ÷ 18000 Hz (± 3 dB)
T.H.D.	< 0.5% @ 1 kHz
MIN. OUTPUT LOAD (PER ZONE)	4 Ω
TONE CONTROLS	LOW: 100 Hz ± 8 dB; HIGH: 12.5 kHz ± 8 dB
SIGNAL / NOISE RATIO	> 60 dB (PAGING IN); > 78 dB (MUSIC SOURCE IN, DIRECT IN)
INPUT SENSITIVITY	(MIC) - 58 dBu ÷ - 41 dBu (1 ÷ 7 mV); (LINE) - 43 dBu ÷ -27 dBu (5.5 ÷ 35 mV); (MUSIC, DIRECT) - 16 dBu (120 mV)
PHANTOM POWER SUPPLY (PAGING INPUT)	16 V dc
POWER SUPPLY	100 ÷ 240 V ac (50 - 60 Hz)
INPUT CONNECTORS	11 x RCA (LINE), RJ 45 FOR REMOTE CONTROLS
OUTPUT CONNECTORS	7 x RCA, SCREW TERMINALS FOR LOUDSPEAKERS

MS 520

REAR PANEL VIEW



- Five amplified 20 W / 4 ohm outputs, each also available as full-range or low-pass signal at line level on RCA connectors to drive external power amplifiers (when areas to be covered are particularly large)
- A direct auxiliary input is available for each of the five zones to connect sources such as CD players, wireless microphones or mixers to be used exclusively for one zone/room
- The universal MIC-LINE input can be used for paging, with the possibility to have a tone that precedes the announcement
- The VOX function can be matched to a zone group to work without pressing keys or closing contacts (e.g. from a suitable private telephone exchange)
- For each zone, an RJ 45 connector allows the connection of remote controls (max. 3 per zone) via CAT5 cable for volume control, musical programme selection or direct input activation installable in any electrical mounting box by using the original local country supports and cover-plates

RC 62

REMOTE CONTROL
FOR RCF MS 520

☐	RC 62-W white	p/n 133.60.039
■	RC 62-G grey	p/n 133.60.040
■	RC 62-S silver	p/n 133.60.041



Designed to be simply inserted into any 503 flush / wall mounted box using original standard supports and cover-plates that can be found on the market.
It allows to select programmes and adjust the volume in the respective zone. It can turn the MS 520 in stand-by mode as well.
It can be linked to a MS 520 by using CAT5 cables and RJ 45 plugs.
Available in white (W), grey (G) and silver (S)

* The picture above shows a possible installation of the RC 62 remote control (box, front plate, blank keys are not included).

CONFERENCE SYSTEMS

Flexible, easy to use and install.
Suitable for any small hall and council chambers.



DI.CO SYS

AMPLIFIER / POWER SUPPLY UNIT

p/n 121.70.021

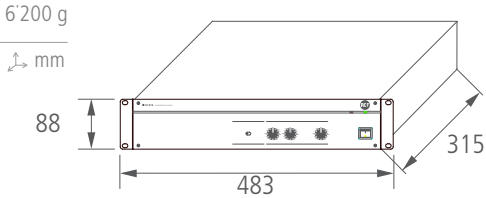



- Suitable for any small conference hall (fixed or mobile installations)
- For the connection of up to 30 DI.CO DEL PLUS and DI.CO PRES PLUS microphone stands
- Possibility to interconnect up to five DI.CO SYS units for systems up to 150 microphone stands
- Nominal 30W amplifier for loudspeakers incorporated in microphone stands
- A universal MIC-LINE input (with VOICE / MUSIC selector) allows to connect either a low impedance dynamic microphone (300÷600 Ω) or a high level sound source
- MAIN IN; TAPE IN with independent level control
- PRE OUT, AUX OUT, TAPE OUT with level control
- Rack mount, 2U 19" using the optional AR 1052N accessory

SPECIFICATIONS	DI.CO SYS
OUTPUT POWER	30 W RMS
FREQUENCY RESPONSE	80 ÷ 12000 Hz (± 3 dB)
LOUDSPEAKER OUTPUTS	100 V, 70 V, 8 Ω
ADDITIONAL OUTPUTS	600 Ω, 2.5 V (PRE-OUT, AUX); 1 KΩ, 0÷2.2 V (TAPE OUT)
SIGNAL / NOISE RATIO	> 60 dB (MIC); > 70 dB (LINE); > 75 dB (TAPE IN); > 85 dB (MAIN IN);
INPUT SENSITIVITY	(MIC) - 58 dBu (1 mV); (LINE) - 20 dBu (80 mV); (AUX); 0 dBu (0.775 V)
INPUT IMPEDANCE	(MIC) 2 KΩ; (LINE) 47 KΩ; (TAPE IN) 47 KΩ; (MAIN IN) 27 KΩ
POWER SUPPLY	230 / 115 V ac (50 / 60 Hz)
INPUT CONNECTORS	1 x XLR, 2 x RCA (TAPE), 1 x RCA (MAIN IN)
OUTPUT CONNECTORS	5 x RCA (TAPE-OUT, PRE-OUT, AUX-OUT), SCREW TERMINALS (POWER OUTPUTS)

DI.CO PRES PLUS

CHAIRMAN'S MICROPHONE

p/n 143.20.011

DI.CO DEL PLUS

DELEGATE'S MICROPHONE

p/n 143.20.010





1'600 g

mm

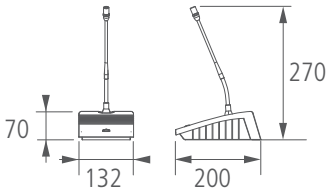

- Stand in plastic with 440 mm gooseneck
- DI.CO PRES PLUS: chairman's microphone
- DI.CO DEL PLUS: delegate's microphone
- Electret cardioid microphone with lighted ring showing microphone activation
- TALK button for locking microphone activation
- PRIORITY button (DI.CO PRES PLUS only), for momentary chairman's microphone activation with exclusion of the active delegates' microphones
- Built-in monitor loudspeaker driven by the DI.CO SYS amplifier
- 2-metre cable with 7-pole DIN connector

SPECIFICATIONS	DI.CO PLUS
TYPE	ELECTRET, CARDIOID
MIC. IMPEDANCE	600 Ω BALANCED
FREQUENCY RESPONSE	100 ÷ 12000 Hz
SENSITIVITY	- 71 dB ± 3 dB (0 dB=1V/µbar, 1kHz)
CONNECTORS	7 POLE DIN

CA20

10 m EXT. CABLE

p/n 143.40.014



- 6 pole cable (a screened pair + 2 pairs)
- 10 m extension cable with 7 pole DIN connectors for DI.CO PRES PLUS and DI.CO DEL PLUS

CA Y

Y ADAPTER CABLE

p/n 123.10.001



- Y adapter cable to connect two lines of delegates' microphones to the president's one

CA40

CABLE

p/n 143.40.020



- 6 pole cable (a screened pair + 2 pairs)
- Available in 100 m coils (note: the p/n refers to 1 m)

SEP/7

DIN PLUG

p/n 143.50.027



- 7 pole DIN plug

PEP/7

DIN SOCKET

p/n 143.50.028



- 7 pole DIN socket

MICROPHONES AND WIRELESS MICROPHONES

Optimised in the voice frequency range to guarantee maximum speech clarity.









MODEL	MD 7600	MD 7800	MD 6000X
TYPE	Dynamic	Dynamic	Dynamic
POLAR PATTERN	Supercardioid	Supercardioid	Cardioid
FREQUENCY RESPONSE	60 ÷ 16000 Hz	60 ÷ 20000 Hz	300 ÷ 3000 Hz
SENSITIVITY (0 dB=1V/µbar, 1kHz)	- 75 dB	- 70 dB	- 70 dB
PHANTOM PWR. SUPPLY	-	-	-
CONNECTOR	3 pole XLR (M)	3 pole XLR (M)	3 pole XLR (M)
ON/OFF SWITCH	Yes	Yes	Yes
USE	Speech, singing	Speech, singing	Speech, emergency





MODEL	MC 4040	MC 5030
TYPE	Electret	Electret
POLAR PATTERN	Cardioid	Cardioid
FREQUENCY RESPONSE	50 ÷ 18000 Hz	80 ÷ 14000 Hz
SENSITIVITY (0 dB=1V/µbar, 1kHz)	- 58 dB	- 75 dB
PHANTOM PWR. SUPPLY	12 ÷ 52 V	12 ÷ 48 V
CONNECTOR	3 pole XLR (M)	3 pole XLR (M)
ON/OFF SWITCH	Yes	Yes
USE	Speech, conference	Speech, announcements








MODEL	BM 3001	BM 3003	BM 3022	BM 3014
TYPE	Electret	Electret	Electret	Dynamic
POLARN PATTERN	Cardioid	Cardioid	Cardioid	Cardioid
FREQUENCY RESPONSE	50 ÷ 18000 Hz	50 ÷ 18000 Hz	100 ÷ 12000 Hz	100 ÷ 12000 Hz
SENSITIVITY (0 dB=1V/µbar, 1kHz)	- 65 dB	- 65 dB	- 82 dB	- 80 dB
POWER SUPPLY	18 ÷ 48 V PHANTOM	115 - 230 V ac / 24 V dc	115 - 230 V ac / 24 V dc	-
CONNECTORS	RJ 45	RJ 45	RJ 45	3 pole XLR (M)
ON/OFF SWITCH	Yes	Yes	Yes	Yes
USE	Announcements	Announcements	Announcements	Announcements




MODEL	MT 3100	MT 3200
TYPE	Electret	Electret
POLAR PATTERN	Omnidirectional	Semicardioid
FREQUENCY RESPONSE	50 ÷ 18000 Hz	50 ÷ 18000 Hz
SENSITIVITY (0 dB=1V/µbar, 1kHz)	- 58 dB	- 58 dB
PHANTOM PWR. SUPPLY	12 ÷ 52 V	12 ÷ 52 V
CONNECTOR	3 pole XLR (M)	3 pole XLR (M)
ON/OFF SWITCH	-	-
USE	Speech (table top)	Speech (table top)

MD 7600

p/n 141.15.014

DYNAMIC MICROPHONE

290 g

mm



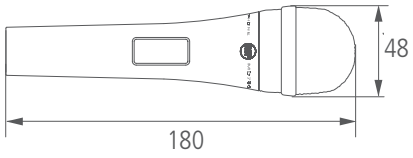

- Typical use: speech, singing
- Supercardioid dynamic microphone
- Anti-pop filter
- ON/OFF switch with lock
- Minimum handling noise
- 5 metre balanced and screened cable with 3 pole XLR connectors included
- Mic. holder for stands and soft bag included

SPECIFICATIONS	MD 7600
TYPE	DYNAMIC, SUPERCARDIOID
IMPEDANCE	500 Ω ± 30% (1 kHz)
SENSITIVITY	- 75 dB ± 3 dB (0 dB=1V/µbar, 1kHz)
FREQUENCY RESPONSE	60 ÷ 16000 Hz
CONNECTORS	3 pole XLR (m)

MD 7800

p/n 141.15.013

PROFESSIONAL DYNAMIC MICROPHONE

305 g

mm



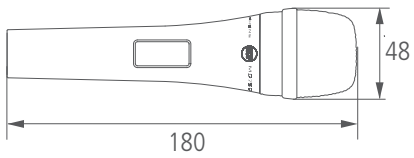

- Typical use: speech, singing
- Professional supercardioid dynamic microphone
- Anti-pop filter
- ON/OFF switch with lock
- Minimum handling noise
- 5 metre balanced and screened cable with 3 pole XLR connectors included
- Mic. holder for stands and soft bag included

SPECIFICATIONS	MD 7800
TYPE	DYNAMIC, SUPERCARDIOID
IMPEDANCE	600 Ω ± 30% (1 kHz)
SENSITIVITY	- 70 dB ± 3 dB (0 dB=1V/µbar, 1kHz)
FREQUENCY RESPONSE	60 ÷ 20000 Hz
CONNECTORS	3 pole XLR (m)

MC 4040

p/n 141.15.020

GOOSENECK MICROPHONE (DESK-TOP / ON FLOOR STAND)



200 g

mm

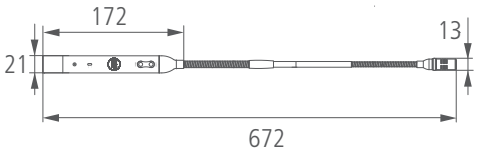

- Double joint gooseneck, 670 mm long
- Installation on desks (with or without hole), lecterns, mic. floor stands
- It has two switches (PUSH, LOCK), a red ring lamp that is lit when the microphone is activated, a high-pass filter with a switch to cut frequencies below 100 Hz.
- Phantom power supply (12 ÷ 52 V)
- 3 m screened and balanced cable with XLR connectors for linking to a mixer / amplifier, with 2 additional wires for command
- Polyurethane foam wind screen

SPECIFICATIONS	MC 4040
TYPE	ELECTRET, CARDIOID
IMPEDANCE	600 Ω BALANCED
FREQUENCY RESPONSE	50 ÷ 18000 Hz
SENSITIVITY	- 58 dB ± 3 dB (0 dB=1V/µbar, 1kHz)
CONNECTOR	3 pole XLR (m)

MT 3100
MT 3200

p/n 141.10.079

p/n 141.10.080

DESK-TOP MICROPHONES



MT 3100 OMNIDIRECTIONAL



MT 3200 SEMICARDIOID

130 g

mm

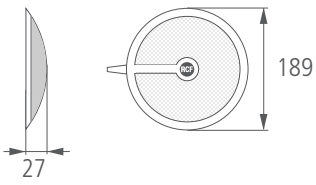

- Resistant plastic body with metal mesh and base
- Red LED lit when the microphone is ON
- Electronic filter for suppressing noise caused by vibrations transmitted from the support surface
- Phantom power supply (12 ÷ 52 V dc)
- 5 m screened and balanced cable with 3 pole XLR connectors
- Dimensions: Ø120 x 27mm (h)
- Colour:
  RAL 7021 anthracite grey (MT 3100)
  RAL 9003 white (MT 3200)

SPECIFICATIONS	MT 3100 - 3200
TYPE	ELECTRET, OMNIDIRECTIONAL (MT 3100), SEMICARDIOID (MT 3200)
IMPEDANCE	600 Ω BALANCED
FREQUENCY RESPONSE	50 ÷ 18000 Hz
SENSITIVITY	- 54 dB ± 3 dB (0 dB=1V/µbar, 1kHz)
CONNECTORS	3 pole XLR (m)

TX 2006

p/n 142.50.007

UHF DIVERSITY SYSTEM - HAND HELD TX



PX 2106

p/n 142.50.009

UHF DIVERSITY SYSTEM - POCKET TX



TX 2006 and PX 2106 are UHF wireless microphones.
Each receiver has 2 antennas for smart switching diversity control (the higher level radio signal is automatically selected), greater reliability and coverage, reduced risks of breakdowns and interferences. 16 different frequencies / channels are available. It is possible to use up to 6 channels simultaneously (when having 6 wireless microphone kits).
Channels can be manually selected on all transmitters and receivers.

SPECIFICATION	TX 2006 - PX 2106
CHANNEL	SINGLE
TYPE	(PLL) UHF, 'DIVERSITY' RECEIVER
FREQUENCY BAND	UHF, 798 ÷ 827 MHZ
FREQUENCY RESPONSE	50 HZ ÷ 50 KHZ (± 3 DB)
FREQUENCY STABILITY	± 0.005 %
MODULATION MODE	FM (F3E)
DYNAMIC	> 100 DB
RX 2006 RECEIVER	
T.H.D.	< 1 %
AUDIO OUTPUT	280 MV @ ± 15 KHZ DEVIATION
S/N RATIO	> 90 DB
RF SENSITIVITY	– 100 DBM / 30 DB SINAD
POWER SUPPLY	THROUGH EXTERNAL 12 V DC (0.5A) ADAPTER
DIMENSIONS	130 MM (W), 44 MM (H), 201 MM (D)
NET WEIGH	0.37 KG
TRANSMITTER / HANDHELD MICROPHONE TX 2000 - POCKET PX 2100	
RF OUTPUT POWER	10 MW
TONE FREQUENCY	32,768 kHz
CURRENT ABSORPTION	< 150 MA
MAX. DEVIATION	± 35 kHz
PILE	2 x TIPO 'AA' (1,5 V; NON RECHARGEABLE)
TX 2000 TYPE	DYNAMIC MICROPHONE
PX 2100 TYPE	'LAVALIER' (TIE-CLIP) ELECTRET MICROPHONE
DIMENSIONS TX 2000	(L) 220 mm
DIMENSIONS PX 2100	65 mm (L), 111 mm (H), 31 mm (P)
NET WEIGH	(TX 2000) 0,16 Kg - (PX2100) 0,11 Kg

HE 2006

p/n 141.15.023

'HEADSET' MICROPHONE

'Headset' type, reliable and light.
Cardioid electret capsule.
It ensures an excellent isolation from environmental noise.
Typical use: dancers, singers, djs, aerobic instructors, presenters, actors, etc.
The optimal use of the microphone requires a distance between the capsule and mouth of about 25 mm.



TX 4016

p/n 142.50.008

UHF TRUE DIVERSITY SYSTEM - HAND HELD TX



PX 4116

p/n 142.50.010

UHF TRUE DIVERSITY SYSTEM - POCKET TX



TX 4016 and PX 4116 are UHF wireless microphones.
Each receiver has 2 antennas for smart switching diversity control (the higher level radio signal is automatically selected), greater reliability and coverage, reduced risks of breakdowns and interferences. The operating frequency of the transmitter can be automatically searched thanks to the receiver auto-scan function. Of course, it is possible to match the transmitter channel to the receiver one manually. 144 channels are available (12 groups, each with 12 different frequencies). It is possible to use up to 16 channels simultaneously (when having 16 wireless microphone kits).

SPECIFICATION	TX 4016 - PX 4116
CHANNEL	SINGLE (OUT OF 144 FREQUENCIES)
TYPE	(PLL) UHF, 'DIVERSITY' RECEIVER
FREQUENCY BAND	UHF, 798 MHZ ÷ 827 MHZ
FREQUENCY RESPONSE	50 HZ ÷ 50 KHZ (± 3 DB)
FREQUENCY STABILITY	± 0.005 % (–10 ÷ 50°C)
T.H.D.	< 0.8% (1 KHZ)
MODULATION MODE	FM (F3E)
DYNAMIC	> 100 DB
RX 4016 RECEIVER	
BALANCED AUDIO OUTPUT	1 V, ± 35 KHZ DEVIATION
UNBALANCED AUDIO OUTPUT	750 MV, ± 35 KHZ DEVIATION
S/N RATIO	> 90 DB
RF SENSITIVITY	– 100 DBM / 30 DB SINAD
POWER SUPPLY	THROUGH EXTERNAL 15 V DC (0.5A) ADAPTER
DIMENSIONS	210 MM (W), 44 MM (H), 155 MM (D); (8.2" X 1.7" X 6.1")
NET WEIGHT	0.99 KG
TRANSMITTER / HANDHELD MICROPHONE TX 4000 - BODY PACK TRANSMITTER PX 4100	
RF OUTPUT POWER	1 - 3 - 10 mW
FREQUENCY RESPONSE	(TX 4000) 90 Hz ÷ 12 kHz (± 3 DB) (PX 4100) 50 Hz ÷ 15 kHz (± 3 dB)
TX 4000 TYPE	DYNAMIC, CARDIOID
PX 4100 TYPE	ELECTRET MICROPHONE
TONE FREQUENCY	30-33 kHz
MAX. DEVIATION	± 35 kHz
BATTERIES	2 x TIPO 'AA' (1,5 V; NON RECHARGEABLE)
DIMENSIONS TX 4000	277 mm (L), Ø 36.5 m
DIMENSIONS TX PX 4100	97 mm (L), 68 mm (H), 22 mm (P)
NET WEIGHT	(TX 4000) 0,25 Kg - (PX4100) 0,01 Kg

HE 2006

p/n 141.15.023

'HEADSET' MICROPHONE

EASYLINE SOLUTIONS

'Headset' type, reliable and light.
Cardioid electret capsule.
It ensures an excellent isolation from environmental noise.
Typical use: dancers, singers, djs, aerobic instructors, presenters, actors, etc.
The optimal use of the microphone requires a distance between the capsule and mouth of about 25 mm.



BM 3001

PAGING MICROPHONE

p/n 143.22.008

700 g

mm

BM 3003

3 ZONE PAGING MICROPHONE

p/n 143.22.012

600 g

mm

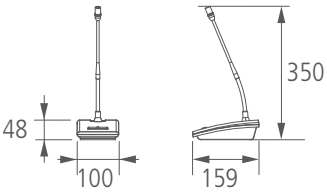



- Plastic body with 300 mm gooseneck
- Polyurethane foam wind screen
- [only BM 3001] It can be directly connected to ES 3160, ES 3323, AM 2080, AM 2160, AM 2320, UP 2081, UP 2161, UP 2321.
- ES 3160, AM 2160, AM 2320 chime activation
- PTT button with LED
- 5 m connecting cable (with RJ 45 plugs) included

solo BM 3003:

- 3 zone selection push buttons with LED
- LED bicolore indicante la corretta alimentazione e lo stato di occupato della linea
- It can be directly connected to ES 3323 amplifiers
- The power voltage for the first BM 3003 connected to the units is supplied by the ES 3323
- Line of max.12 BM 3003 paging microphones can be connected to the ES 3323 by using an additional power supply unit 24 V dc (AC AD2505, not included)
- BM 3003 works only with ES 3323

DATI TECNICI	BM 3001	BM 3003
TIPO	ELECTRET, CARDIOID	ELECTRET, CARDIOID
IMPEDENZA	470 Ω BALANCED	470 Ω BALANCED
RISPOSTA IN FREQUENZA	50 ÷ 18000 Hz	50 ÷ 18000 Hz
SENSIBILITÀ	- 65 dB ± 3 dB (0 dB=1V/µbar, 1kHz)	- 65 dB ± 3 dB (0 dB=1V/µbar, 1kHz)
CONNETTORI	8 pole RJ 45	2 x 8 pole RJ 45

BM 3014

PAGING MICROPHONE

p/n 143.20.135

1'600 g

mm



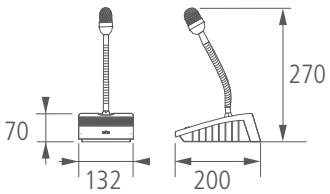

BM 3014

- Plastic body with 320 mm gooseneck
- Pushbutton for momentary microphone activation
- 5 m screened and balanced cable with XLR connectors for linking to a mixer / amplifier, with 2 additional wires for command

DATI TECNICI	BM 3014
TYPE	DYNAMIC, CARDIOID
IMPEDANCE	500 Ω BALANCED
FREQUENCY RESPONSE	100 ÷ 12000 Hz
SENSITIVITY	- 71 dB ± 3 dB (0 dB=1V/µbar, 1kHz)
CONNECTORS	3 pole XLR

MC 5030

p/n 141.15.005

DESK-TOP MICROPHONE



295 g

mm

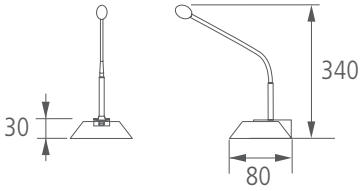

- Compact die-cast metal base with gooseneck
- Locking pushbutton with LED for microphone activation
- Power supplied by 'Phantom' (12 ÷ 48 V dc)
- 3 m screened and balanced cable with XLR connectors for linking to a mixer / amplifier, with 2 additional wires for command
- Polyurethane foam wind screen

SPECIFICATIONS	MC 5030
TYPE	ELECTRET, CARDIOID
IMPEDANCE	200 Ω BALANCED
FREQUENCY RESPONSE	80 ÷ 14000 Hz
SENSITIVITY	- 75 dB ± 3 dB (0 dB=1V/µbar, 1kHz)
CONNECTORS	3 pole XLR

BM 3022

p/n 143.22.013

PRE-AMPLIFIED DESK TOP MICROPHONE



600 g

mm

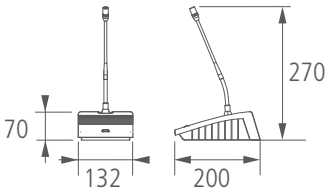

- Gooseneck microphone with hi-quality unidirectional
- electret capsule
- Direct connection to power amplifiers input through CAT5 cable
- Adjustable line output with RJ45 connector
- Switchable automatic gain control (AGC)
- Up to 30 BM 3022 paging microphones
- can be linked in a 'daisy-chain'
- Selectable mixing, interlocking or priority mode among devices
- When activating a microphone, the announcement can be preceded by a chime.

SPECIFICATIONS	BM 3002
TYPE	ELECTRET
IMPEDANCE	130 Ω BALANCED
FREQUENCY RESPONSE	200 ÷ 7000 Hz
SENSITIVITY	- 65 dB ± 3 dB (0 dB=1V/µbar, 1kHz)
CONNECTORS	2 x RJ 45 (IN - OUT)

AS 1606

UHF DIVERSITY ANTENNA SPLITTER

p/n 143.80.004

1'600 g

mm

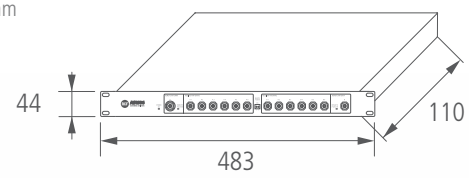

- Metal housing
- It can be linked to max. 6 diversity receivers
- 12 V power supply for active antennas
- 12 V dc input for power supply unit
- 230 V ac power supply unit (/ adapter) included
- 1U (19") rack unit



SPECIFICATIONS	AS 1606
TYPE	DIVERSITY ANTENNA SPLITTER, 2 INPUTS AND 6 OUTPUTS
BANDS	VHF (170 ÷ 238 MHz), UHF (770 ÷ 870 MHz)
IMPEDANCE	50 Ω
GAIN	0 dB

AN 1602

DIRECTIONAL ANTENNA (UHF)
p/n 143.80.005



Directional preamplified UHF antenna, power supplied by the AS 1606 splitter, to be used in large areas.

AR 1620

RACK MOUNTING ACCESSORY
p/n 173.60.031



1U 19" rack kit suitable for 1 or 2 receivers (models: RX 1000 or RX 1600).

CA 223U

ANTENNA CABLE
p/n 143.80.008



RG 223U cable to connect remote UHF antennas. Available in 100 m coils.

AC 1660

CONNECTING CABLES
p/n 143.80.009



Kit made of six RG 223U (6 pole) cables to connect the AS 1606 splitter to three RX 1600 diversity receivers.

A 504-N
MIC. SUPPORT

p/n 143.80.014



Microphone support (5/8" thread).
Suitable for use with the MD 7600, MD 7800 microphones on AC S64FL,
AC S62FL and AC S50DK supports.

A 507
MIC. SUPPORT

p/n 143.10.008



Universal quick-release clamp holder for holding cylindrical, conical, and polyhedron shaped microphones.
Clamp opening: from 15 to 38 mm. Suitable for use with TX 1000 / TX 1600 / TX 516 wireless mic. on AC S64FL, AC S62FL and AC S50DK supports.

CA 5XX
MIC. CABLE

p/n 143.40.017



5 m microphone cable with XLR connectors.

AC S76FL
FLOOR STAND

p/n 143.80.012



- Floor microphone stand with folding base, suitable for 5/8" thread
- Joints and legs in die-cast aluminium
- Steel telescopic rod, adjustable from 96 cm to 156 cm
- Tilting steel boom-arm, adjustable from 46 cm to 86 cm
- Damping base with 58 cm limited opening diameter
- Weight: 3.2 Kg
- Length once folded: 102 cm

AC S64FL
FLOOR STAND

p/n 143.80.010



- Floor microphone stand with die-cast base, suitable for 5/8" or 3/8" thread
- Tilting telescopic rod, adjustable from 92 cm to 156 cm.
- Weight: 6.8 Kg
- Base dimensions: 20 x 26 cm

AC XLR-3M3F
CONNECTORS

p/n 133.60.102



- XLR CONNECTORS KIT:

  - 3 XLR Female connector with nickel body and silver contacts
  - 3 XLR Male connector with nickel body and silver contacts

AC AD 2505
POWER SUPPLY ADAPTER 24 V

p/n 143.80.022



Power supply adapter for 24 V DC paging microphone
- IN 230V AC
- OUT 24 V DC - 500 mA

MP 300

OPERATOR/USER INTERCOM SYSTEM KIT

p/n 121.70.094

- MP 300 system allows conversations between an operator and users /clients when these are separated by a safety glass that reduces the sound transmission
- Operaties in full-duplex mode, automatic or mixed-switching depending on the ambient noise in the room / hall served.
- On request, each single component can be purchased separately

MODEL	P/N	DESCRIPTION	QUANTITY
MP 341	124.01.005	Control unit / amplifier	1
MP 321	124.01.008	Operator microphone console with activation keys	1
MP 302	124.01.007	User microphone	1
MP 301	124.01.006	Loudspeaker	4



SPECIFICATIONS	MP 300
MICROPHONES	ELECTRET, UNIDIRECTIONAL
AMPLIFIER POWER	2 W (per each line)
ADDITIONAL LOUDSPEAKER OUTPUT	1 W - 8 Ω
POWER SUPPLY (AC)	230 / 115 V (50 / 60 Hz)
POWER SUPPLY (DC)	12 V

MP 321

OPERATOR MICROPHONE

p/n 124.01.008

800 g

mm

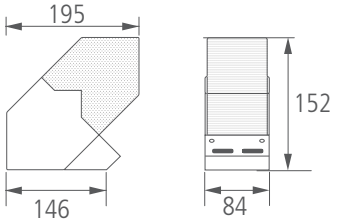

- Electret microphone with unidirectional polarn pattern, housed into an anthracite grey die-cast aluminium alloy and protected by a painted stainless steel grille
- Equipped with 2 push-buttons to activate the operator-user line and the user-operator line respectively
- A LED indicates which line is activated
- It can be remote controlled (e.g. through a pedal switch)

MP 302
USER MICROPHONE

p/n 124.01.007

3.5 g
mm

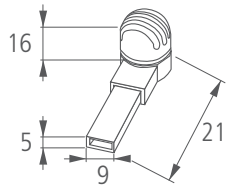

- Electret microphone having high sensitivity and an unidirectional polar pattern, suitable for clear voice reproduction even in very noisy rooms / halls
- Its compact white plastic enclosure has a very sleek contemporary design
- MP 302 has a slot (close to the audio cable output) for the insertion of a standard wiring duct
- It can be easily attached on safety glasses through bi-adhesive tape
- 5 m balanced and screened cable for connection to the MP 341 control unit / amplifier

MP 301
LOUDSPEAKERS

p/n 124.01.006

120 g
mm

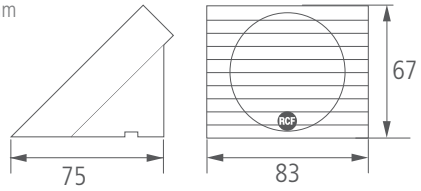

- MP 301 loudspeakers shall be installed near the microphones of the operator and users
- White plastic body
- 70 mm loudspeaker suitable for voice reproduction
- Loudspeakers can be fixed by using biadhesive tape (included)
- 5m loudspeaker cables for connection to the MP 341 control unit / amplifier

MP 341
CONTROL UNIT / AMPLIFIER

p/n 124.01.005

1'400 g
mm

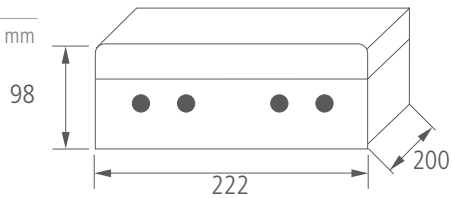



- It is the system main unit that manages audio signals coming from microphones.
- 4 switches inside (with LEDs) allow to select one of the 4 operating modes, according to the noise level at the operator's microphone and at the users' microphone. A switch for each line makes it possible to select either the 'direct' function (the line is always activated) or the 'switched' mode (the line is momentary activated when speaking). If both lines are set to the 'switched' mode, only one can be activated at a time. The other 2 switches enable the 'forced volume' function of each line, useful whenever it is necessary to increase (+ 10 dB) the audio level
- It is possible to adjust the listening volume of each position independently, as well as the trigger threshold level of each microphone (factory preset)
- Its plastic enclusure can be wall mounted

AUDIO SOURCES

CD players, Radio receivers, message players for every hi-fidelity listening need.



MS 1033

p/n 171.70.108

CD-USB MP3 PLAYER WITH FM RADIO TUNER



- Double sound source with two independent sections and outputs (Tuner - CD/Mp3)
- CD player to reproduce audio tracks and MP3 files from a compact disc (CD, CD-R, CD-R/W) or from the USB drive ("Flash" memory-stick with only MP3 files)
- The USB port is available on both front and back panels to provide maximum flexibility
- The SD card port is available on front panels
- LCD backlit display gives information on the CD and MP3 files
- I/R remote control for CD and Tuner included
- FM radio tuner (87.5 - 108 MHz) with possibility to memorize your 30 favourite radio stations
- Stereo / Mono selector for applications where stereo signals are not needed
- LCD backlit display shows the frequency and stations that are in the memory

REAR VIEW



3'600 g

mm

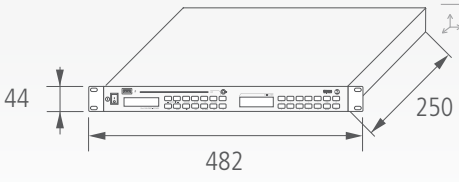

SPECIFICATIONS	MS 1033
AUDIO OUTPUT LEVEL	+4 dBu ± 2 dBu (1.2 V ± 0.2 V)
FREQUENCY RESPONSE	20 ÷ 20.000 Hz (CD); 100 ÷ 12.000 Hz (RADIO)
DISTORTION (THD+N)	< 0.1% (CD); < 0.8% (RADIO)
FREQUENCY RANGE	87.5 ÷ 108 MHz (FM)
SIGNAL TO NOISE RATIO	> 70 dB (CD); > 60 dB (RADIO)
CHANNEL SPLIT	≥ 60 dB (CD); ≥ 30 dB (RADIO)
SENSITIVITY	≤ 10 V
SUPPLY VOLTAGE	220 ÷ 240 V / 110 ÷ 120 V (50 / 60 Hz)
OUTPUT CONNECTORS	RCA (L&R RADIO); RCA (L&R CD USB/MP3); RCA (L&R MIXED)

IS 1055

p/n 171.70.164

SD-USB PLAYER WITH INTERNET RADIO



- High quality digital receiver, WiFi 802.11b/g and Ethernet (RJ45) port
- FM receiver (87,5 ÷ 108 MHz) with RDS for the fast selection of radio stations
- Wide choice among more than 10.000 broadcasting stations available all over the world
- Stations search based on Nation, music genre or free search
- FM receiver (87,5 ÷ 108 MHz) with RDS for the fast selection of radio stations
- RCA audio output and balanced audio output for L and R channels
- Media player can play audio files on USB flash drive, can be linked to a server having Microsoft ® 'Windows Media Player 11 (or later) or access audio files stored on a networked PC via Windows Shares.
- Direct connection to the PC with UPnP (Universal Plug and Play) server trough an user interface similar to Windows Media Player 11 (WMP11)
- Define your playlist on PC and send to the player via Ethernet or Wireless
- USB port available on front panels to play MP3 files on a memory-stick
- Backlit LCD display
- I/R remote control

REAR VIEW



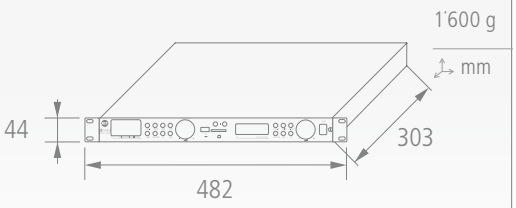

SPECIFICATIONS	IS 1055
Supported file format	WAV , MP3, WMA, AAC , AIFF, RM and playlists (M3U)
Connectivity	WiFi 802.11b/g, Ethernet (RJ45)
Max. audio output level (1 kHz)	1 V (±2 dB)
Frequency response (–10 dB)	100 Hz ÷ 10 kHz
Total harmonic distortion (1 kHz)	< 0.2 %
Frequency range	87,5 ÷ 108 MHz (FM)
Signal to noise ratio	>50 dB (RADIO) >60 dB at 1 kHz (MEDIA PLAYER)
Stereo separation	50 dB (RADIO) >60 dB at 1 kHz (MEDIA PLAYER)
Sensitivity	≤ 6 µV emf
Operating voltage	100 ÷ 240 V ac (50-60 Hz)
Input connectors	FM 75 ohm unbalanced antenna terminals USB port for memory stick. RJ45 LAN RCA AUX audio Input
Output connectors	RCA audio output Balanced audio output for L and R channels.

AMPLIFIERS AND PREAMPLIFIERS

For constant voltage systems or professional audio applications.





MODEL	ES 3323	ES 3160	AM 2160 - AM 2320	AM 2080	AM 1122-N
OUTPUT RMS POWER	320 W	160 W	160 W / 320 W	80 W	120 W
OUTPUT	4 Ω (2 W max), 100 V, 70 V	4 Ω, 100 V, 70 V	4 Ω, 100 V, 70 V	4 Ω, 100 V, 70 V	4 Ω, 100 V, 70 V
FREQUENCY RESPONSE	50 ÷ 18.000 Hz	50 ÷ 18.000 Hz	50 ÷ 18.000 Hz	50 ÷ 18.000 Hz	50 ÷ 15.000 Hz
DISTORTION @ 1 kHz	< 0.3%	< 0.3%	< 0.3%	< 0.3%	< 2%
SIGNAL TO NOISE RATIO	> 65 dB	> 65 dB	> 60 dB	> 60 dB	> 60 dB
INPUT SENSITIVITY	(MIC) -60 dBu; (AUX) -80 dBu	(MIC) -60 dBu; (AUX) -80 dBu	(MIC) -58 dBu; (LINE) 0 dBu	(MIC) -62 dBu; (LINE) 0 dBu	(MIC) -54 dBu; (LINE) -8 dBu
INPUT IMPEDANCE	(MIC) 10 KΩ; (AUX) 20 KΩ	(MIC) 10 KΩ; (AUX) 20 KΩ	(MIC) 10 KΩ; (AUX) 20 KΩ	(MIC) 10 KΩ; (AUX) 20 KΩ	(MIC) 2.4 KΩ; (LINE) 10 KΩ
INPUT CONNECTORS	1 x XLR, 2 x RJ45, 4 Term., 1 RCA	1 x XLR, 2 x RJ45, 4 Term., 1 RCA	1 x XLR, 2 x RJ45, 4 Term., 4 RCA	1 x XLR, 2 x RJ45, 4 Term.	4 x XLR, 1 x RCA
OUTPUT CONNECTORS	4 x RCA, Screw terminal	4 x RCA, Screw terminal	4 x RCA, Screw terminal	4 x RCA, Screw terminal	2 x RCA, Screw terminal



MODEL	UP 6081*	UP 6241*	UP 6481*
OUTPUT RMS POWER	80 W	240 W	480 W
OUTPUT	100 V	100 V	100 V
FREQUENCY RESPONSE	50 ÷ 18.000 Hz	50 ÷ 18.000 Hz	50 ÷ 18.000 Hz
DISTORTION @ 1 kHz	< 0.1%	< 0.1%	< 0.1%
SIGNAL TO NOISE RATIO	> 90 dB	> 90 dB	> 90 dB
INPUT SENSITIVITY	-2 ÷ -20 dBu	-2 ÷ -20 dBu	-2 ÷ -20 dBu
INPUT IMPEDANCE	18 KΩ	18 47	18 KΩ
INPUT CONNECTORS	Screw terminal	Screw terminal	Screw terminal
OUTPUT CONNECTORS	Screw terminal	Screw terminal	Screw terminal

*Working with dedicated power supplies PS 6320 - PS 6640.







MODEL	UP 2081 / UP 2161 / UP 2321	UP 2082 / UP 2162	UP 1123
OUTPUT RMS POWER	80W / 160 W / 320 W	2 x 80W / 2 x 160 W	120 W
OUTPUT	4 Ω, 100 V, 70 V	4 Ω, 100 V, 70 V	4 Ω, 100 V, 70 V
FREQUENCY RESPONSE	50 ÷ 18.000 Hz	50 ÷ 18.000 Hz	50 ÷ 15.000 Hz
DISTORTION @ 1 kHz	< 0.3%	< 0.3%	< 2%
SIGNAL TO NOISE RATIO	> 80 dB	> 80 dB	> 75dB (MIC) > 60 dB (LINE)
INPUT SENSITIVITY	(MIC) -58 dBu; (LINE) 0 dBu	(MIC) -58 dBu; (LINE) 0 dBu	(MIC) -54 dBu; (LINE) -8 dBu
INPUT IMPEDANCE	(MIC) 10 KΩ; (AUX) 20 KΩ	(MIC) 10 KΩ; (AUX) 20 KΩ	(MIC) 2.4 KΩ; (LINE) 10 KΩ
INPUT CONNECTORS	1 x XLR, 1 x RJ45, 1 Screw terminal	1 Screw terminal	1 x XLR (or Screw terminal)
OUTPUT CONNECTORS	1 x RCA, Screw terminal	1 x RCA, Screw terminal	Screw terminal





MODEL	UP 8501	UP 8502	UP 8504
OUTPUT RMS POWER	1 X 500 W	2 X 250 W	4 X 125 W
OUTPUT	100 V, 70 V	100 V, 70 V	100 V, 70 V
FREQUENCY RESPONSE	20 HZ ÷ 20 KHZ	20 HZ ÷ 20 KHZ	20 HZ ÷ 20 KHZ
DISTORTION @ 1 kHz	< 0.3%	< 0.3%	< 0.3%
SIGNAL TO NOISE RATIO	> 86 dB	> 86 dB	> 86
INPUT SENSITIVITY	0 DBU (775 MV, MAX. 7 V)	0 DBU (775 MV, MAX. 7 V)	0 DBU (775 MV, MAX. 7 V)
INPUT IMPEDANCE	10 KΩ	10 KΩ	10 KΩ
INPUT CONNECTORS	Screw terminal	Screw terminal	Screw terminal
OUTPUT CONNECTORS	Screw terminal	Screw terminal	Screw terminal

ES 3323

p/n 121.35.064

3 - ZONE MIXER - AMPLIFIER WITH TUNER AND CD/USB - MP3 PLAYER



- Mixer-amplifier with 4 mic-line inputs on removable connectors a CD/USB - MP3 player and tuner, an aux input for an additional external music source
- IR Remote control for CD - USB/MP3 player & tuner functions
- Full digital technology amplifier 320W RMS, 100V - 70V outputs
- 4 universal inputs with phantom facility, Presence Control and per-channel High-Pass filters
- RJ 45 connectors on input 2 and 3 for connection to BM3001 and BM 3003 paging microphones
- Screw terminal connections, additional XLR and RJ45 input connections available
- USB port on front panel allows reproduction of MP3 files from a memory stick
- Music On Hold and PRE outputs
- The 3 PAGING buttons can be used to select zones to be paged by either the channel 1 or 4
- GENERAL call button with override function is available
- The 3 MUSIC buttons turn the music on in the respective zones
- Possible to link an external power amplifier to keep the background music in the zones that are not paged
- Low impedance (min. 4 Ω) 2 W output for a monitor loudspeaker is available as well

REAR VIEW



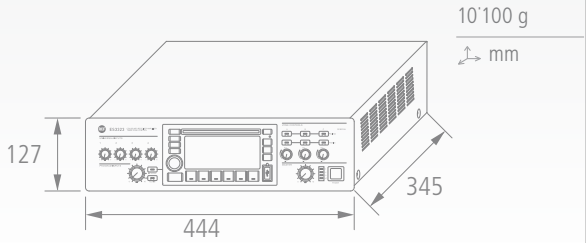

SPECIFICATIONS	ES 3323
OUTPUT POWER	320 W
FREQUENCY RESPONSE	50 - 18.000 Hz (± 3 dB)
DISTORTION (THD+N)	< 0,3% @ 1 kHz
SPEAKER OUTPUTS	100 V, 70 V, 4 Ω (MONITOR MAX 2 W)
AUXILIARY OUTPUTS	600 Ω, -1 dBu (690 mV)
SIGNAL TO NOISE RATIO	> 65 dB (INPUTS 1-4); > 75 dB (AUX IN); > 85 dB (MAIN IN)
INPUT SENSITIVITY	(MIC) -58 dBu (1 mV); (MIC PHANTOM) -28 dBu (30 mV); (AUX) -11 ÷ +10 dBu (0.2 ÷ 2.5 V)
INPUT IMPEDANCE	(MIC) 10 KΩ; (AUX) 20 KΩ (MIC) 10 kΩ; (MIC PHANTOM) 6.5 kΩ; (LINE): 10 kΩ; (AUX): 20 kΩ
SUPPLY VOLTAGE	220 ÷ 240 V / 110 ÷ 120 V (50 / 60 Hz) INTERNAL SETTING
POWER CONSUMPTION	600 W
INPUT CONNECTORS	1 x XLR, 2 x RJ 45, 4 x TERMINAL
OUTPUT CONNECTORS	4 x RCA (MUSIC ON HOLD, PRE-OUT, INTERNAL PROGRAM), SCREW TERMINALS FOR CONSTANT VOLTAGE LINES

BM 3003

p/n 143.22.012

3 ZONE PAGING MICROPHONE

The paging microphone allows to make selective calls to 3 zones and is the ideal complement of the ES 3323 mixer amplifier (through CAT 5 cable and RJ 45 connector)

AR 3000

p/n 133.60.101

RACK SUPPORT

Rack mounting support, 3U.

ES 3160

p/n 121.35.057

CD-USB/MP3 DIGITAL RECEIVER AMPLIFIER



- CD - USB/MP3 Player / FM tuner / Mixer-Amplifier
- IR Remote control for CD - USB/MP3 player & tuner functions
- Full digital technology amplifier 160W RMS, 100V-70V and 4 Ohm outputs
- 4 universal inputs with phantom facility, Presence Control and per-channel High-Pass filters
- RJ45 connectors on input 2 and 3 for connection to BM3001 microphone
- Configurable Priority settings, VOX facility on input 1
- Selectable aux input for music source with volume and tone controls
- USB port on front panel allows reproduction of MP3 files from a memory stick
- Music On Hold and PRE outputs
- Microprocessor controlled
- Digital Chime and Siren built-in generator
- Continuous Chime or Siren activation through dry contact
- Screw terminal connections, additional XLR and RJ45 input connections available
- 3U rack mounting through optional accessory
- Status / Priority / Audio Level LED indications

REAR VIEW



8'000 g

mm

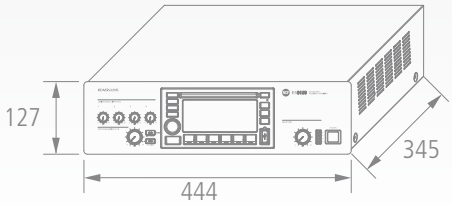

SPECIFICATIONS	ES 3160
OUTPUT POWER	160 W
FREQUENCY RESPONSE	50 ÷ 18.000 Hz (± 3 dB)
DISTORTION (THD+N)	< 0.3% @ 1 kHz
SPEAKER OUTPUTS	100 V, 70 V, 4 Ω
AUXILIARY OUTPUTS	600 Ω, -1 dBu (690 mV)
SIGNAL TO NOISE RATIO	> 65 dB (INGRESSO 1-4); > 75 dB (AUX IN); > 85 dB (MAIN IN)
INPUT SENSITIVITY	(MIC) -58 dBu (1 mV); (MIC PHANTOM) -28 dBu (30 mV); (AUX) -11 ÷ +10 dBu (0.2 ÷ 2.5 V)
INPUT IMPEDANCE	(MIC) 10 KΩ; (AUX) 20 KΩ (MIC) 10 kΩ; (MIC PHANTOM) 6.5 kΩ; (LINE): 10 kΩ; (AUX): 20 kΩ
SUPPLY VOLTAGE	220 ÷ 240 V / 110 ÷ 120 V (50 / 60 Hz) INTERNAL SETTING
POWER CONSUMPTION	350 W
INPUT CONNECTORS	1 x XLR, 2 x RJ 45, 4 x TERMINAL
OUTPUT CONNECTORS	4 x RCA (MUSIC ON HOLD, PRE-OUT, INTERNAL PROGRAM), SCREW TERMINALS FOR CONSTANT VOLTAGE LINES

BM 3001

p/n 143.22.008

MICROPHONE CONSOLE

Dedicated microphone console with Cat5 connection cable and RJ45 connector.

AR 3000

p/n 133.60.101

RACK SUPPORT

Rack mounting support, 3U.

AM 2160
p/n 121.35.058

AM 2320
p/n 121.35.059

INTEGRATED AMPLIFIERS



- 160/320W 4-input Mixer-Amplifier
- Input 1 on XLR
- VOX facility on input 1
- Priority activation through dry contact on all 4 inputs
- RJ45 connectors on input 2 and 3 for connection to BM3001 microphone
- Presence Control and per-channel High-Pass filters
- 2 Aux inputs with tone controls, selectable with two keys on the front panel
- Music On Hold and PRE outputs
- Digital Chime and Siren built-in generator
- 24V/0.5A priority relay output
- Status / Priority / Audio Level LED indications

REAR VIEW



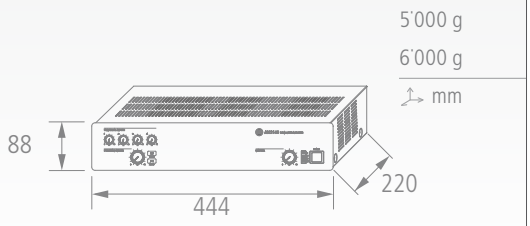

SPECIFICATIONS	AM 2160 - AM 2320
OUTPUT POWER	160 W (AM 2160) - 320 W (AM 2320)
FREQUENCY RESPONSE	50 Hz ÷ 18.000 kHz
DISTORTION (THD+N)	< 0.3% @ 1 kHz
SPEAKER OUTPUTS	100 V, 70 V, 4 Ω
AUXILIARY OUTPUTS	600 Ω, - 1 dBu (690 mV)
SIGNAL TO NOISE RATIO	> 60 dB (INPUTS 1-4); > 80 dB (AUX IN)
INPUT SENSITIVITY	(MIC) -58 dBu (1 mV); (MIC PHANTOM) -21 dBu (70 mV); (LINE) 0 dBu (775 mV); (AUX) –6 ÷ +13 dBu (0.39 ÷ 3.5 V)
INPUT IMPEDANCE	(MIC) 10 kΩ; (MIC PHANTOM) 5 kΩ; (LINE): 10 kΩ; (AUX): 20 kΩ
SUPPLY VOLTAGE	230 V / 115 (50 / 60 Hz) - INTERNAL SETTING
POWER CONSUMPTION	240 W (AM 2160) - 440 W (AM 2320)
INPUT CONNECTORS	1 x XLR, 2 x RJ 45, 4 x SCREW TERMINALS, 2 x DOUBLE RCA (AUX)
OUTPUT CONNECTORS	2 x RCA (MUSIC ON HOLD, PRE-OUT), SCREW TERMINALS FOR SPEAKERS

BM 3001
p/n 143.22.008

MICROPHONE CONSOLE

EASYLINE SOLUTIONS

Dedicated microphone console with Cat5 connection cable and RJ45 connector.



AM 2080

INTEGRATED AMPLIFIER

p/n 121.35.062



- 80 W mixer-amplifier, with 2 mic-line audio inputs on removable connectors and 2 aux inputs for music sources
- Input 1 also has an XLR XLR socket
- The input 1 has a signal detection circuit ('VOX') providing automatic priority operation
- The inputs 1 and 2 can access the priority through an external command
- The inputs 2 also has an RJ 45 port for quick connection of an RCF BM 3001 paging microphone (through CAT5 cable)
- The 2 mic-line inputs have a high-pass filter that are useful to improve speech intelligibility
- 2 Aux inputs with tone controls, selectable with two keys on the front panel
- A 'MUSIC ON HOLD' aux output allows to send the music to additional amplifiers, mixers, phone systems
- A 'PRE OUT' aux output is useful to send the signal to additional amplifiers
- Digital Chime built-in generator
- The amplifier output is available either for low impedance loudspeakers (min. 4 Ω) or 100 - 70 V constant voltage line (for loudspeakers having 100 - 70 V transformers)
- Front panel LEDs indicate the device state (ON, PROT), priority circuit enabled (PRIOR) and the signal level / peak (SIG/PK)

REAR VIEW



3'800 g

mm

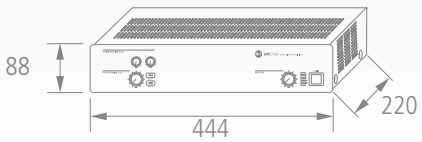

SPECIFICATIONS	AM 2080
OUTPUT POWER	80 W
FREQUENCY RESPONSE	50 - 18.000 Hz (± 3 dB)
DISTORTION (THD+N)	< 0,3% @ 1 kHz
SPEAKER OUTPUTS	100 V, 70 V, 4 Ω
AUXILIARY OUTPUTS	600 Ω, -1 dBu (690 mV)
SIGNAL TO NOISE RATIO	> 60 dB (INPUTS 1-2); > 80 dB (AUX IN)
INPUT SENSITIVITY	(MIC) -62 dBu (1 mV); (MIC PHANTOM) -28 dBu (30 mV); (AUX) -18 ÷ +20 dBu (0.1 ÷ 7 V)
INPUT IMPEDANCE	(MIC) 10 kΩ; (MIC PHANTOM) 10 kΩ; (AUX) 20 KΩ
SUPPLY VOLTAGE	220 ÷ 240 V / 110 ÷ 120 V (50 / 60 Hz) INTERNAL SETTING
POWER CONSUMPTION	80 W
INPUT CONNECTORS	1 x XLR, 1 x RJ 45, 2 x TERMINAL, 2 x DOUBLE RCA (AUX)
OUTPUT CONNECTORS	2 x RCA (MUSIC ON HOLD, PRE-OUT), SCREW TERMINALS FOR CONSTANT VOLTAGE LINES

BM 3001

MICROPHONE CONSOLE

p/n 143.22.008

Dedicated microphone console with Cat5 connection cable and RJ45 connector.



UP 2081 EASYLINE SOLUTIONS
p/n 121.35.071

UP 2161
p/n 121.35.060

UP 2321
p/n 121.35.061

POWER AMPLIFIERS



- Power Amplifier designed for the transmission of announcements and / or musical programmes
- Three models with identical features, but the nominal power: UP 2081 is a 80 W amplifier; UP 2161 is a 160 W amplifier; UP 2321 is a 320 W amplifier
- Main input on either removable connector or XLR or RJ 45 (for quick connection of an RCF BM 3001 paging microphone through CAT5 cable)
- AUX Input for music sources (e.g. CD players, tuners, etc.) on dual RCA connector
- Controls for treble, bass and Gain on the AUX Input
- Main Input can have priority over the Aux Input (by means of an external command linked to the removable connector)
- Main Input has a 'presence' control and a separate high-pass filter which are useful for improving speech intelligibility
- Output speaker available either for low impedance loudspeakers (min. 4 Ω) or 100 - 70 V constant voltage line (for loudspeakers having 100 - 70 V transformers)
- Front panel LEDs indicate the device state (ON, PROT), the priority activation (PRIOR) and the signal/peak level (SIG/PK)

REAR VIEW



3˙700 g
4˙500 g
5˙500 g
mm

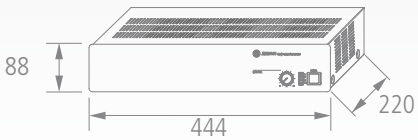

SPECIFICATIONS	UP 2081 - UP 2161 - UP 2321
OUTPUT POWER	80 W (UP 2081) - 160 W (UP 2161) - 320 W (UP 2321)
FREQUENCY RESPONSE	50 Hz ÷ 18.000 kHz
DISTORTION (THD+N)	< 0.3% @ 1 kHz
SPEAKER OUTPUTS	100 V, 70 V, 4 Ω
SIGNAL TO NOISE RATIO	> 60 dB (INPUTS 1-4); > 80 dB (AUX IN)
INPUT SENSITIVITY	(MIC) -58 dBu (1 mV); (MIC PHANTOM) -21 dBu (70 mV); (LINE) 0 dBu (775 mV); (AUX) - 6 ÷ +13 dBu (0.39 ÷ 3.5 V)
INPUT IMPEDANCE	(MIC) 10 kΩ; (MIC PHANTOM) 5 kΩ; (LINE): 10 kΩ; (AUX): 20 kΩ
SUPPLY VOLTAGE	230 V / 115 (50 / 60 Hz) - INTERNAL SETTING
POWER CONSUMPTION	160 W (UP 2081) - 240 W (UP 2161) - 440 W (UP 2321)
INPUT CONNECTORS	1 x XLR, 1 x RJ 45, 1 x SCREW TERMINALS, 1 x DOUBLE RCA (AUX)
OUTPUT CONNECTORS	SCREW TERMINALS FOR SPEAKERS

BM 3001
p/n 143.22.008

MICROPHONE CONSOLE

EASYLINE SOLUTIONS

Dedicated microphone console with Cat5 connection cable and RJ45 connector.



UP 2082
UP 2162

POWER AMPLIFIER

p/n 121.35.066

p/n 121.35.065



- Power Amplifiers designed for the transmission of announcements and / or musical programmes
- Two separated and independent 80 W (UP2082) 160 W (UP2162) amplifiers
- Each amplifier having 2 audio inputs, of which one with priority function through a closing contact on either removable connector
- The audio inputs are at 'line' level: for pre-amplified signals or music sources (e.g. CD players, tuners, etc.)
- Controls for treble, bass and Gain on the Input
- The input 1 can get the priority, which mutes the input 2, through an external command connected to the PRIOR IN.1 contact
- The input 1 can be muted through an external command connected to the MUTE IN 1 contact
- Output speaker available either for low impedance loudspeakers (min. 4 Ω) or 100 - 70 V constant voltage line (for loudspeakers having 100 - 70 V transformers)
- Front panel LEDs indicate the device state (ON, PROT), the priority activation (PRIOR) and the signal/peak level (SIG/PK)

REAR VIEW



7'000 g

mm

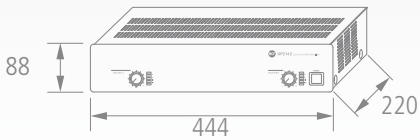

SPECIFICATIONS	UP 2082	UP 2162
OUTPUT POWER	2 x 80 W	2 x 160 W
FREQUENCY RESPONSE	50 - 16.000 Hz (± 3 dB)	50 - 16.000 Hz (± 3 dB)
DISTORTION (THD+N)	< 0,3% @ 1 kHz	< 0,3% @ 1 kHz
SPEAKER OUTPUTS	100 V, 70 V, 4 Ω	100 V, 70 V, 4 Ω
AUXILIARY OUTPUTS	600 Ω, -1 dBu (690 mV)	600 Ω, -1 dBu (690 mV)
SIGNAL TO NOISE RATIO	> 80 dB	> 80 dB
INPUT SENSITIVITY	(INPUT 1) O dBu (1 mV); (INPUT 2) -20 ÷ +0 dBu (0.70 ÷ 23.5 V)	(INPUT 1) O dBu (1 mV); (INPUT 2) -20 ÷ +0 dBu (0.70 ÷ 23.5 V)
INPUT IMPEDANCE	(INPUT 1) 20 kΩ; (INPUT 2) 20 kΩ; (INPUT 2 STEREO) 10 KΩ	(INPUT 1) 20 kΩ; (INPUT 2) 20 kΩ; (INPUT 2 STEREO) 10 KΩ
SUPPLY VOLTAGE	220 ÷2 40 V / 110 ÷ 120 V (50 / 60 Hz) INTERNAL SETTING	220 ÷2 40 V / 110 ÷ 120 V (50 / 60 Hz) INTERNAL SETTING
POWER CONSUMPTION	350 W	700 W
INPUT CONNECTORS	2 x TERMINAL	2 x TERMINAL
OUTPUT CONNECTORS	SCREW TERMINALS FOR CONSTANT VOLTAGE LINES	SCREW TERMINALS FOR CONSTANT VOLTAGE LINES

AM 1122-N

INTEGRATED AMPLIFIER

p/n 121.35.045



10'000 g

mm

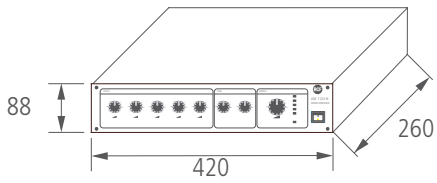

- 120W 5-input Mixer-Amplifier
- 4 universal XLR inputs with independent volume controls
- 21V phantom power switch
- RCA stereo aux input
- Auxiliary direct input to power amplifier only
- Voice activated priority (VOX) of input 1 over the other inputs
- REC/LINE output on RCA stereo connector
- PRE-OUT/MAIN-IN connections
- Built-in Chime generator with remote activation through contact closure
- Master volume control with LED VU-meter
- Treble and bass controls
- Convection cooling for long-term safe operation
- Power supply 115/230Vac or direct current 24V
- 19'' rack mount 2U (accessory included)

SPECIFICATIONS	AM 1122-N
OUTPUT POWER / FREQUENCY RESPONSE	120 W / 50 ÷ 15.000 Hz (± 3 dB)
DISTORTION (THD+N)	< 2% @ 1 kHz
SPEAKER OUTPUTS	100 V, 70 V, 4 Ω
AUXILIARY OUTPUTS	600 Ω, 1V (0 dBv / +2 dBu), UNBALANCED (PRE-OUT, LINE-OUT)
SIGNAL TO NOISE RATIO	> 60 dB (INPUTS 1-4); > 75 dB (INPUT 5, MAIN)
INPUT SENSITIVITY	(MIC) -54 dBu (1.5 mV); (LINE) -8 dBu (0.3 V)
INPUT IMPEDANCE	(MIC) 2.4 KΩ; (LINE) 10 KΩ
SUPPLY VOLTAGE / POWER CONSUMPTION	220 ÷ 240 V / 110 ÷ 120 V (50 / 60 Hz) / 350 W
INPUT CONNECTORS	4 x XLR, 1 x RCA (LINE) UNBALANCED, 1 x RCA (MAIN IN)
OUTPUT CONNECTORS	2 x RCA (LINE-OUT, PRE-OUT), SCREW TERMINALS FOR CONSTANT VOLTAGE LINES

UP 1123

POWER AMPLIFIER

p/n 121.35.025



10'000 g

mm

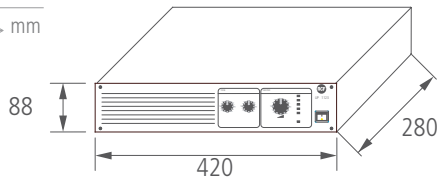

- 120W amplifier with universal input
- XLR or screw terminal input with selectable mic/line sensitivity
- 21V phantom power switch
- Volume control with LED VU-meter
- Treble and bass controls
- Convection cooling for the maximum reliability
- 115/230VAC and 24VDC power supply
- Audio level LEDs
- 19'' rack mount 2U (accessory included)

SPECIFICATIONS	UP 1123
OUTPUT POWER / FREQUENCY RESPONSE	120 W / 50 ÷ 15.000 Hz (± 3 dB)
DISTORTION (THD+N)	< 2% @ 1 kHz
SPEAKER OUTPUTS	100 V, 70 V, 4 Ω
SIGNAL TO NOISE RATIO	> 60 dB (MIC); > 75 dB (LINE)
INPUT SENSITIVITY	(MIC) - 54 dBu (1.5 mV); (LINE) -8 dBu (0.3 V)
INPUT IMPEDANCE	(MIC) 2.4 KΩ; (LINE) 10 KΩ
SUPPLY VOLTAGE / POWER CONSUMPTION	220 ÷ 240 V / 110 ÷ 120 V (50 / 60 Hz) / 350 W
INPUT CONNECTORS	1 XLR (OR SCREW TERMINALS)
OUTPUT CONNECTORS	SCREW TERMINALS FOR CONSTANT VOLTAGE LINES

UP 8501
500 W DIGITAL POWER AMPLIFIER
p/n 121.35.070

UP 8502
2 X 250 W DIGITAL POWER AMPLIFIER
p/n 121.35.077

UP 8504
4 X 125 W DIGITAL POWER AMPLIFIER
p/n 121.35.079

- Class D amplifier and double switching AC-DC power supply, transformer-less galvanic insulated speaker output
- Pro audio performance
- Selectable 70 – 100 V output per channel
- Double input per channel
- Active full protections on amplifier and power supply
- Stand-by, priority and fault remote commands
- Activity and status indicators
- Volume knobs on front panel with disablement facility
- Light-weight 1 U 19" rack enclosure



The new 8000 series power amplifiers are designed around an innovative RCF power supply and amplification technology.
The full digital technology used in these new products allows extremely high efficiency both with AC and DC power supply operation, Pro-Quality audio reproduction and compactness: all the three models are built-in a single 19" Unit.
The switching mode power supplies include an independent DC 48 V section that guarantees extra redundancy to the possible failure of the units. Each channel is provided with two inputs and dedicated priority circuit to get mix/mute and exclusive priority operation.
The amplifiers are suitable for 70/100 V applications, using a unique RCF technology that allows to eliminate the line output transformer. Several status LEDs on front panel give a complete feedback on amplifier status, a DIP switch on rear panel allows to disable the frontal volume controls in order to avoid misuses. All connectors are removable screw terminals.

SPECIFICATIONS	UP 8501	UP 8502	UP 8504
NO. CHANNELS X OUTPUT POWER (RMS)	1 X 500 W	2 X 250 W	4 X 125 W
FREQUENCY RESPONSE	20 HZ ÷ 20 KHZ		
BAND-PASS FILTER (12 DB / OCT)	200 HZ ÷ 8 KHZ (PASSBAND)		
THD AND NOISE (AT MAX. POWER)	MAX. 0.3%		
SIGNAL / NOISE RATIO (IEC-A)	86 DB		
INPUT 1 SENSITIVITY	0 DBU (775 MV, MAX. 7 V)		
INPUT 2 SENSITIVITY	0 ÷ –20 DBU (775 ÷ 78 MV, MAX. 7 V)		
IN TEST SENSITIVITY	0 DBU (775 MV)		
INPUT IMPEDANCE	10 KΩ		
MINIMUM LOAD IMPEDANCE OF EACH 70 V LINE	10 Ω	20 Ω	40 Ω
MINIMUM LOAD IMPEDANCE OF EACH 100 V LINE	20 Ω	40 Ω	80 Ω
OVER SIGNAL LIMITER	20 DB		
OPERATING VOLTAGE	MAINS: 115 – 230V AC ±10%, 50 – 60 HZ (INTERNAL VOLTAGE SELECTOR) BATTERIES: 48 V DC ±10%		
POWER CONSUMPTION, AC STAND-BY	3 W		
POWER CONSUMPTION, DISABLED AMP.	13 W	15 W	20 W
POWER CONSUMPTION, NO INPUT SIGNAL	25 W	36 W	50 W
POWER CONSUMPTION, MUSICAL SIGNAL	160 W		
POWER CONSUMPTION, MAX. OUTPUT POWER	650 W		
POWER CONSUMPTION, MAX. OVERLOAD	800 W		
OPERATING TEMPERATURE	0 ÷ 55 °C (32 ÷ 131 °F), REL. HUMIDITY: MAX. 90%		
STORAGE TEMPERATURE	–10 ÷ 70 °C (14 ÷ 158 °F)		
DIMENSIONS (W, H, D)	482 MM, 44 MM, 375 MM (ONE 19" RACK UNIT)		
NET WEIGHT	5.1 KG	5.3 KG	5.5 KG
TEMPERATURA DI STOCCAGGIO	–10 ÷ 70 °C		
DIMENSIONI (L, H, P)	482 mm, 44 mm, 375 mm (1 unità rack 19")		
PESO NETTO	5.1 KG	5.3 KG	5.5 KG

FLEXA SYSTEM POWER AMPLIFIER



- Modular amplification system, suitable for EN 60849 compliant applications
- Flexa allows you to select the right power for each 100V line in an easy, compact and cost-effective way
- Each mainframe is 2U high and has 10 slot for the various modules
- Reliable, compact high quality amplifiers with high efficiency and full protection, available in 80 W - 240 W - 480 W modules
- State of the art power supplies, small, lightweight and fully protected: PS 6320 (320W) and PS 6640 (640W)
- MP 6003 is a preamplifier, mixer/automixer module that allows fast switching and considerable reduction of acoustic feedback
- Each MP 6003 features 3 universal inputs (mic/line with optional phantom) with selectable priority on input 1
- Up to 9 MP 6003 modules can be connected to obtain a 27 input mixer / automixer

REAR VIEW



mm

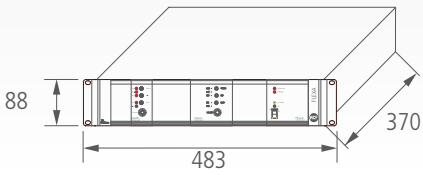

SPECIFICATIONS	FLEXA
OUTPUT POWER	80 W (UP 6081) - 240 W (UP 6241) - 480 W (UP 6481)
FREQUENCY RESPONSE	30 ÷ 18.000 Hz (± 3 dB)
DISTORTION (THD+N)	< 0.1% @ 1 kHz;
SPEAKER OUTPUTS	100 V
AUXILIARY OUTPUTS	600 Ω, 2.5 V (PRE-OUT); 600 Ω, 0÷2 V (TAPE OUT)
SIGNAL TO NOISE RATIO	> 90 dB
INPUT SENSITIVITY	(IN 1) -2 dBu (600 mV); (IN 2) -2 ÷ -22 dBu (600÷60 mV);
INPUT IMPEDANCE	18 KΩ
SUPPLY VOLTAGE	220÷240 V / 110÷120 V (50 / 60 Hz) DEPENDING ON THE MODEL
POWER CONSUMPTION	600 W (PS 6320) - 1300 W (PS 6640)
INPUT CONNECTORS	SCREW TERMINALS
OUTPUT CONNECTORS	SCREW TERMINALS FOR CONSTANT VOLTAGE LINES

CONFIGURATIONS EXAMPLES

The configurations shown above are just a few out of many possible combinations. We suggest to choose the amplifier modules first, then the power supply modules according to the effective power needed by loudspeakers, in order to take all the advantages of Flexa System.

CONFIGURATION	NEEDED PARTS							OPTIONAL PARTS	EXPANSIONS		
	POWER SUPPLIES 230V AC		POWER AMPLIFIERS			AUXILIARY PARTS		POWER SUPPLY +24V DC	UNUSED POWER	FREE SLOTS	
	PS 6320	PS 6640	UP 6081	UP 6241	UP 6481	MF 6000	BP 6010	PB 6024	ADDITIONAL AMPLIFIERS	(PB 6024 NOT INCLUDED)	(PB 6024 INCLUDED)
1 x 480 W	-	1	-	-	1	1	1	1	160 W	4	3
1 x 240 W	1	-		1	-	1	1	1	80 W	6	5
1 x 160 W	1	-	-	1[1]	-	1	1	1	160 W	6	5
2 x 240 W	-	1	-	2	-	1	1	1	160 W	3	2
2 x 160 W	1	-	-	2[2]	-	1	1	1	-	4	3
4 x 80 W	1	-	4	-	-	1	1	1	-	4	3
6 x 80 W	-	1	6	-	-	1	1	1	160 W	1	-

MF 6000
MAINFRAME

p/n 121.35.020

- Flexa Mainframe (10 slots)
- 19'' Rack Mount (2U) using the AR1052N rack mount kit



BP 6010 BLANK PANELS

p/n 123.20.027



- Set of 10 front and rear closure panels for MF 6000 (6 single, 4 double)

FLEXA POWER AMPLIFIERS

UP 6081 80 W POWER AMPLIFIER | p/n 121.35.022

UP 6241 240 W POWER AMPLIFIER | p/n 121.35.021

UP 6481 480 W POWER AMPLIFIER | p/n 121.35.036



- H-Class "Three Step" design, high quality audio and high efficiency. An automatic "cut-out"
- System insulates any faulty unit without affecting other devices on the same Flexa frame.
- 2 balanced/unbalanced inputs on terminal strip, two input circuits with priority (for alarm circuits)
- Volume control and mono-stereo connection on input 2, LED indicators for volume/peak and status (OVERLOAD, OVERHEAT, FAULT)
- Volume and equalisation controls on the front panel (the volume knob is removable; the tone controls have a cut-off switch)
- Removable Euro-block connectors

SPECIFICATIONS	UP 6081	UP 6241	UP 6481
TYPE	80 W - MONO	240 W - MONO	480 W - MONO
MAX. POWER	120 W 1 msec ON 0.1 sec OFF	360 W 1 msec ON 0.1 sec OFF	720 W 1 msec ON 0.1 sec OFF
DIMENSIONS	1 SLOT	2 SLOT	3 SLOT
WEIGHT	0.8 Kg	1.5 Kg	1.9 Kg
POWER SUPPLY	PS 6320 - PS 6640	PS 6320 - PS 6640	PS 6640
MAXIMUM OPERATING TEMPERATURE	55°C	55°C	55°C

PB 6024 24 V ADAPTER

p/n 121.35.035



24VDC adapter module (1 FLEXA slot)
Dedicated to be interfaced with FLEXA power supply units PS 6320 or PS 6640
Allows 24VDC back-up operation according to BS 5839-8 and EN 60849
Recharging facility for lead-acid batteries and relevant monitoring

SPECIFICATIONS	PB 6024
TYPE	DC ADAPTER
DIMENSIONS	1 SLOT
WEIGHT	0.7 Kg
MAXIMUM OPERATING TEMPERATURE	55°

FLEXA POWER SUPPLIES

- Small, lightweight quartz-controlled power supplies
- Synchronisation to prevent interference with other power supplies installed close to each other
- Total protection with auto cut-out
- LED indicators for OVERLOAD and OVERHEAT
- Switch and indicators for ON - Stand-By
- Master switch on rear panel
- Factory-set to work with 24VDC adapter/battery charger/tester module (1 slot)
- Connector for diagnostics interface

PS 6320 A320 W POWER SUPPLY

p/n 121.35.023

PS 6640 640 W POWER SUPPLY

p/n 121.35.037



SPECIFICATIONS	PS 6640 / PS6320
TYPE	AC POWER SUPPLY
MAX. POWER	640 W (RMS AUDIO) / 320 W (RMS AUDIO)
DIMENSIONS	3 SLOT
WEIGHT	1.7 Kg / 1.3 Kg
POWER CONSUMPTION MAX	1300 W / 600 W
MAXIMUM OPERATING TEMPERATURE	55°C

RB 3300

Back-amplifier board

p/n 171.20.051



Main control board for power amplifier and speaker line with microprocessor interface for SB 3320 and LB 3340 and power amplifier change-over circuit built-in.

SB 3320

POWER AMPLIFIER AND SPEAKER LINE SURVEILLANCE CARD FOR RB 3300

p/n 171.20.052



Board for amplifier, line impedance and earth dispersions diagnosis with a direct priority input on power amplifier controlled

LB 3340

Card for automatic digital control of the ambient signal/ noise ratio

p/n 171.20.053



Card for automatic digital control of the ambient signal/noise ratio. Connection for up to four noise detection omnidirectional microphones or loudspeakers. Preselection for Nighttime sound level attenuation

PS 3400

POWER SUPPLY FOR BACK-AMPLIFIER BOARDS RB 3300

p/n 171.30.006



Power supply unit in 1RU 19" for back-amplifier boards RB 3300. Electronic protection circuit for voltage, current and temperature.

OT 3500

TRANSFORMER FOR DISTRIBUTED SYSTEMS

p/n 171.20.056



Mumental insulation tranformer with removeable screw terminals. Can work with 0dB signals.

PR 4092

p/n 121.35.032

9 INPUTS, 2 OUTPUTS PREAMPLIFIER



- Preamplifier/mixer 9 inputs - 2 outputs
- 9 balanced XLR inputs
- 8 inputs have MIC/LINE sensitivity
- Switchable PHANTOM 24 V power supply and HIGH-PASS filters on the microphone inputs
- Each input has an OUTPUT SELECTOR
- SIGNAL presence indicator on each input
- 2 levels of PRIORITY:
  · input 1 by VOX or by contact on removable connector
  · inputs 2 and 3 by VOX
- 4 of the LINE inputs are available on RCA stereo connectors
- Built-in three-tone chime generator with contact on removable Euro-block connector
- 2 balanced XLR outputs
- Tone controls (Treble and Bass) on each output
- LED level measurement on the two outputs
- RECORD OUTPUT on RCA connector (pre-master)
- 19'' rack mount 1U

REAR VIEW



2'000 g

mm

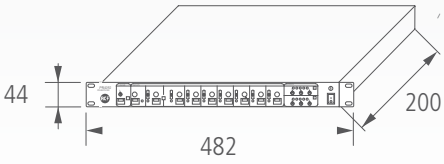

SPECIFICATIONS	PR 4092
AUDIO OUTPUT LEVEL	MASTER A,B: +4 dBu (1.23 V); REC: 0 dBu (775 mV)
FREQUENCY RESPONSE	20 ÷ 20.000 Hz
DISTORTION (THD+N)	< 0.5% (MIC); < 0.3% (LINE)
TONE CONTROLS	BASS: 100 Hz ± 10 dB; TREBLE: 10 kHz ± 10 dB
SIGNAL TO NOISE RATIO	> 75dB (LINE) > 60 dB (MIC)
INPUT SENSITIVITY	MIC: - 50 dBu (2.45 mV); LINE: - 10 dBu (245 mV)
INPUT IMPEDANCE	MIC (XLR) e LINE (XLR): 5 kΩ BALANCED; LINE (RCA): 10 kΩ BALANCED
OUTPUT IMPEDANCE	MASTER 200 kΩ BALANCED; REC: 2.2 kΩ UNBALANCED
SUPPLY VOLTAGE	220÷240 V / 110÷120 V (50 / 60 Hz) - 24 VCC
POWER CONSUMPTION	450 W
INPUT CONNECTORS	9 x XLR, 4 x RCA (L&R)
OUTPUT CONNECTORS	2 x XLR, 2 x RCA

MX 1822

p/n 171.40.001

14+2 UNIVERSAL INPUT, 2+2 OUTPUT RACK MIXER



- Mixer 14+2 universal input and 2+2 output
- 14 balanced MIC/LINE XLR inputs
- 2 stereo inputs at line level for music sources (can also be configured as MIC)
- 48 V PHANTOM power supply
- Each input can be directed onto two Master outputs and two AUX outputs
- LED indicator for SIGNAL presence on each input
- VU-meter assignable to each input or to the main output
- Semi-parametric 3-band equaliser on each MIC/LINE input
- OUTPUTS: Master on XLR connectors, AUX on 6.3 mm jacks
- INSERT connections available on each input
- Recording OUTPUT / INPUT on RCA connectors
- Headphones output with volume control
- Dimensions: 6U 19'' rack (all the connections are on the rear panel)

REAR VIEW



6'950 g

mm

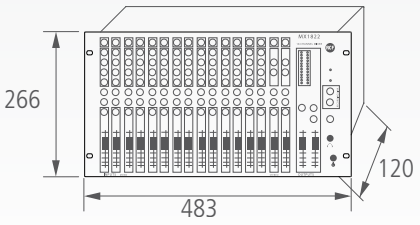

SPECIFICATIONS	MX 1822
AUDIO OUTPUT LEVEL	MASTER 1.2: +4 ÷ +28 dBu ; AUX 1.2: +22 dBu
FREQUENCY RESPONSE	10 Hz ÷ 45 kHz (MIC-AUX); 10 Hz ÷ 80 kHz (LINE-AUX); 10 Hz ÷ 65 kHz (AUX-L&R)
DISTORTION (THD+N)	< 0.006% (MIC); < 0.006% (LINE); < 0.0025% (AUX)
TONE CONTROLS	BASS: 60 Hz ± 15 dB; MEDIUM: 250 Hz ± 15 dB; TREBLE: 12 kHz ± 15 dB
SIGNAL TO NOISE RATIO	> 80 dB (1 CH.); > 85 dB (8 CH.)
INPUT SENSITIVITY	MIC: 12 dB ÷ 60 dB; LINE: -8 dB ÷ 40 dB
INPUT IMPEDANCE	MIC: 2 kΩ BALANCED; LINE: 20 kΩ BALANCED; AUX: 10 kΩ BALANCED
OUTPUT IMPEDANCE	L&R: 75 Ω; AUX: 100 Ω
SUPPLY VOLTAGE	220÷240 V / 110÷12v0 V (50 / 60 Hz)
POWER CONSUMPTION	25 W
INPUT CONNECTORS	XLR, JACK 6.3 mm (LINE)
OUTPUT CONNECTORS	2 x XLR, 2 x RCA, 2 x JACK (AUX OUTPUT)

FLUSH MOUNTED AND WALL SPEAKERS

The best solutions for wall or flush installations in false ceiling or panels.





MODEL	PL 40	PL 50	PL 60	PL 80/A	PL 6X	PL 8X	PL 81/A
TYPE	Ceiling speaker	Ceiling speaker	Ceiling speaker	Ceiling speaker	Ceiling speaker	Ceiling speaker	Ceiling speaker
iNSTALLATION	Flush mounted	Flush mounted	Flush mounted	Flush mounted	Flush mounted	Flush mounted	Flush mounted
cOLOUR	White	White	White	White	White	White	White
SPEAKER	3.5″	6″	6″ dual-cone	8″ dual-cone	6″ + 1″	8″ + 1″	8″ + 1″
POWER NOM. / MAX.	8 W RMS / 16 W	6 – 3 W	6 W RMS / 12 W	6 W RMS / 15 W	12 W RMS / 24 W	20 W RMS / 40 W	10 W RMS / 20 W
INPUT	100 V, 70 V	100 V	100 V, 70 V	100 V, 50 V	100 V, 70 V	100 V, 70 V	100 V, 50 V
FREQUENCY RESPONSE	90 ÷ 20.000 Hz	100 Hz ÷ 20 kHz	110 ÷ 20.000 Hz	40 ÷ 18.000 Hz	70 ÷ 20.000 Hz	60 ÷ 20.000 Hz	40 ÷ 20.000 Hz
MAX. SOUND PRESSURE	100 dB	98 dB	102 dB	105 dB	106 dB	109 dB	110 dB
ANGLE OF COVERAGE	120°	150°	150°	130°	100°	80°	90°
PROTECTION	IP 44	-	-	-	IP 44	IP 44	-



MODEL	PL 60 FD	PL 70 EN	DS 313/WT	HS 1026	PLF 30	BS 8	BS 2620
TYPE	Ceiling speaker	Ceiling speaker	Ceiling speaker	Ceiling speaker	Ceiling speaker	Spherical	Spherical
INSTALLATION	Flush mounted	Flush mounted	Flush mounted	Flush mounted	Flush mounted	Suspended	Suspended
COLOUR	White	White	White	White/Gold/ Chrome	White (paintable)	White	White
SPEAKER	6″ dual-cone	6″ dual-cone	5″	2.5″	3″	8″	6″ dual-cone
POWER NOM. / MAX.	6 W RMS / 10 W	6 W RMS / 24 W	4 W RMS / 6 W	6 W RMS / 24 W	12 – 6 W	20 W RMS / 40 W	20 W RMS / 40 W
INPUT	100 V, 70 V	100 V, 70 V	100 V, 70 V	100 V, 70 V	100 V	100 V	100 V
FREQUENCY RESPONSE	150 ÷ 15.000 Hz	120 ÷ 14.000 Hz	150 ÷ 12.000 Hz	220 ÷ 17.000 Hz	150 Hz ÷ 7 kHz	160 ÷ 12.500 Hz	20 ÷ 20.000 Hz
MAX. SOUND PRESSURE	105 dB	109 dB	100 dB	102 dB	99 dB	106 dB	106 dB
ANGLE OF COVERAGE	150°	150°	150°	170°	170°	360° (Horiz) 140° (Ver)	360° (Horiz) 150° (Ver)
PROTECTION	-	EN 54-24	-	-	-		IP 55









MODEL	DM 41	DM 61	DU50 EN	DU 100X	WS 620-XT
TYPE	Compact two-way	Compact two-way	Universal	Universal	Universal two-way
INSTALLATION	Wall	Wall	Wall or flush mounted	Wall or flush mounted	Flush-mounted
COLOUR	White Ivory	White Ivory	White	White	White
SPEAKER	3.5″ + 1″	6″ + 1″	4.5″	4″+ 1"	6″ + 1″
POWER NOM. / MAX.	15 W RMS / 30 W	25 W RMS / 50 W	6 W RMS / 12 W	10 W RMS / 20 W	12 W RMS / 24 W
INPUT	100 V, 70 V	100 V, 70 V	100 V, 70 V	100 V, 70 V, 25 V	100 V, 70 V, 4 Ω
FREQUENCY RESPONSE	100 ÷ 20.000 Hz	70 ÷ 20.000 Hz	200 ÷ 12.000 Hz	100 ÷ 18.000 Hz	70 ÷ 20.000 Hz
MAX. SOUND PRESSURE	102 dB	106 dB	102 dB	103 dB	105 dB
ANGLE OF COVERAGE	180° (Horiz) 170° (Ver)	120° (Horiz) 140° (Ver)	150°	100° (Horiz) 140° (Ver)	120°
PROTECTION	IP 55	IP 55	EN 54-24		IP 55






MODEL	DU 31	DU 31 AT	ELISA 50	DMW 20A
TYPE	Universal two-way	Universal two-way	Universal	2 way active
INSTALLATION	Wall or Flush-mounted	Wall or Flush-mounted	Flush-mounted	Wall or Flush-mounted
COLOUR	White Ivory	White Ivory	White	White
SPEAKER	3.5" + 0.85"	3.5" + 0.85"	3.5″	3″ full-range
POWER NOM. / MAX.	8 - 4 - 2 W (100 V) - 8 W (25 V)	8 - 4 - 2 - 1 - 0,5 W (100 V) - 8 W (25 V)	6 W RMS / 12 W	20 W RMS
INPUT	100 V, 70 V, 25 V	100 V, 70 V, 25 V	100 V, 70 V, 25 V, 4 Ω	RCA AND 6.3 MM JACK BALANCED
FREQUENCY RESPONSE	100 ÷ 17.000 Hz	100 ÷ 17.000 Hz	120 ÷ 16.000 Hz	130 Hz ÷ 20 kHz
MAX. SOUND PRESSURE	91 dB	91 dB	99 dB	98 dB
ANGLE OF COVERAGE	160°	160°	160°	-

HS 1026W

SPOTLIGHT CEILING SPEAKER

☐HS 1026W White p/n 131.10.062



550 g
mm

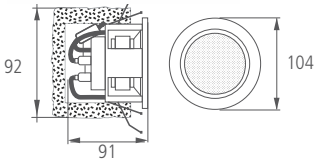

- For paging and background music
- Music power/RMS: 24/6 W - 2.5" extended range loudspeaker
- High-pass filter for use with optional subwoofer
- Low impedance (8Ω) or 100V
- Built-in multi-tapped transformer for 100/70V constant voltage connection
- Ease of installation in standard holes used for lightspots

SPECIFICATIONS	HS 1026 W
POWER	6 - 3 W (100 V)
CONSTANT VOLTAGE	100 V, 70 V
FREQUENCY RESPONSE	220 ÷ 17.000 Hz (± 3 dB)
SENSITIVITY (1 m / 1 W)	89 dB
MAXIMUM SOUND PRESSURE	102 dB (1 m / POWER MAX)
ANGLE OF COVERAGE	170°

PLF 30

PAINTABLE FLUSH MOUNTING CEILING SPEAKER

p/n 131.33.061



900 g
mm

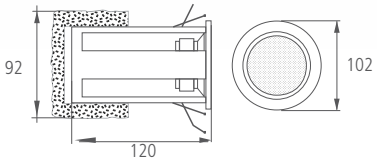

- Particularly suitable for business music applications
- Extra-wide dispersion over 160°
- 3" wide-range transducer with flat diaphragm
- Program / RMS power: 24W / 12 W, Sound Pressure Level: 83 dB @ 1W/1m
- Built-in multi-tapped transformer for 100/70V constant voltage connection
- Body in self-extinguishing plastic
- Front paintable flat cone in white, Clips or Spring-type mounting systems provided

SPECIFICATIONS	PLF 30
POWER	12 - 6 W
CONSTANT VOLTAGE	100 V
FREQUENCY RESPONSE	150 ÷ 7.000 Hz (± 3 dB)
SENSITIVITY (1 m / 1 W)	88 dB
MAXIMUM SOUND PRESSURE	99 dB (1 m / POWER MAX)
ANGLE OF COVERAGE	170°

PL 40

CEILING SPEAKER

p/n 131.33.045



1'000 g
mm

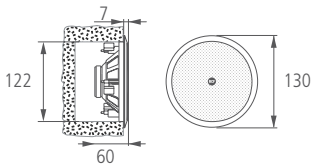

- Recommended for speech and background-music reproduction
- Music power/RMS: 16/8W
- Low impedance (8Ω) or 100V
- 3.5" full range speaker
- Three hooks mounting system (no screws or other attachment elements)
- Built-in multi-tapped transformer for constant voltage connection
- Body in self-extinguishing (UL 94V-0) plastic and front metal grille RAL 9003 White
- IP 44 protection

SPECIFICATIONS	PL 40
POWER	8 - 6 - 4 - 2 W (100 V)
CONSTANT VOLTAGE	100 V, 70 V
FREQUENCY RESPONSE	90 ÷ 20.000 Hz (± 3 dB)
SENSITIVITY (1 m / 1 W)	88 dB
MAXIMUM SOUND PRESSURE	100 dB (1 m / POWER MAX)
ANGLE OF COVERAGE	120°

PL 50

FULL RANGE FLUSH MOUNTING CEILING SPEAKER

p/n 131.33.060 (only available in 12 pieces per package)



500 g

mm

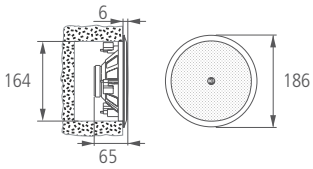

- Suitable for paging and background music applications
- 6" wide band loudspeaker
- Program / RMS power: 10W / 6 W
- Sound pressure level at music power: 91 dB @ 1W/1m
- Built-in multi-tap line transformer, 100V and 70V constant voltage connection
- Body in self-extinguishing plastic, white colour
- Spring-type mounting system

SPECIFICATIONS	PL 50
POWER	6 – 3 W
CONSTANT VOLTAGE	100 V
FREQUENCY RESPONSE	100 Hz ÷ 20 kHz (± 3 dB)
SENSITIVITY (1 m / 1 W)	90 dB
MAXIMUM SOUND PRESSURE	98 dB (1 m / POWER MAX)
ANGLE OF COVERAGE	150°

DS 313/WT

CEILING SPEAKER

p/n 00.06.081



430 g

mm

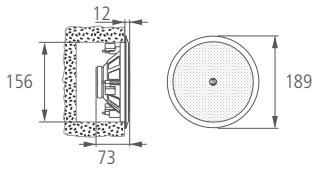

- Ideal for sound systems with speech and background music
- Music power/RMS: 6/4W
- 5" extended range loudspeaker
- Low impedance (4Ω) or 100V
- Built-in multi-tapped transformer for 100V constant voltage connection
- RAL 9010 White
- Optional accessory: A1383 base for surface mount installation

SPECIFICATIONS	DS 313WT
POWER	4 - 2 - 1 - 0.5 - 0.25 W (100 V)
CONSTANT VOLTAGE	100 V, 70 V
FREQUENCY RESPONSE	150 ÷ 12.000 Hz (± 3 dB)
SENSITIVITY (1 m / 1 W)	92 dB
MAXIMUM SOUND PRESSURE	100 dB (1 m / POWER MAX)
ANGLE OF COVERAGE	150°

PL 60

HIGH EFFICIENCY CEILING SPEAKER

p/n 131.10.214



800 g

mm

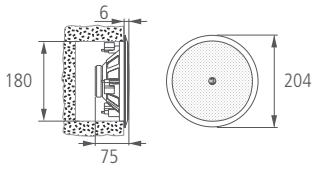

- For paging and background music
- Music power/RMS: 10/6W
- 6" dual cone wide band loudspeaker
- Sound pressure level at music power: 102 dB/1 m
- Low impedance (4Ω) or 100V
- Built-in multi-tapped transformer for 100/70V constant voltage connection
- Body in self-extinguishing plastic UL-94-V0 and front metal grille RAL 9010 White
- Optional accessory: A 1360 base for surface mount installation (p/n13320107)

SPECIFICATIONS	PL 60
POWER	6 - 3 W (100 V)
CONSTANT VOLTAGE	100 V, 70 V
FREQUENCY RESPONSE	110 ÷ 20.000 Hz (± 3 dB)
SENSITIVITY (1 m / 1 W)	91 dB
MAXIMUM SOUND PRESSURE	102 dB (1 m / POWER MAX)
ANGLE OF COVERAGE	150°

PL 60FD

CEILING SPEAKER WITH FIRE DOME

p/n 131.33.059



2'800 g

mm

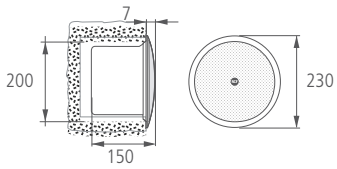

- Expecially suitable for alarm/evac applications
- 6" dual cone wide band loudspeaker
- Sound pressure level at music power: 105 dB/1 m
- Low impedance (8Ω) or 100V
- Built-in multi-tapped transformer for 100/70V constant voltage connection
- Metal back cover, RAL 3020 red
- Ceramic termination blocks, thermal fuse, fire resistant cable
- Front metal grille RAL 9010 White

SPECIFICATIONS	PL 60FD
POWER	6 - 3 - 1.5 W (100 V)
CONSTANT VOLTAGE	100 V, 70 V
FREQUENCY RESPONSE	150 ÷ 15.000 Hz (± 3 dB)
SENSITIVITY (1 m / 1 W)	94 dB
MAXIMUM SOUND PRESSURE	105 dB (1 m / POWER MAX)
ANGLE OF COVERAGE	150°

PL 70EN

CEILING SPEAKER WITH FIRE DOME

p/n 131.10.029



2'000 g

mm

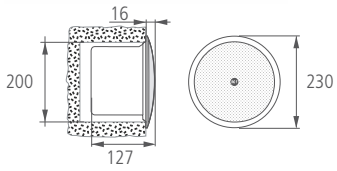

- Speaker for transmitting voice alarm messages with high intelligibility and background music
- Music power/RMS: 10/6W
- 6" diameter dual cone wide band loudspeaker
- Low impedance (8Ω) or 100V
- Steel protection Fire Dome, terminal strip in ceramic material for connecting flameproof input and output cables, thermal fuse, suitable internal wiring
- Conforms to EN 54-24 regulations
- Structure, front grille, and protection cap in steel, RAL 9003 White

SPECIFICATIONS	PL 70EN
POWER	6 - 3 - 1.5 W (100 V)
CONSTANT VOLTAGE	100 V, 70 V
FREQUENCY RESPONSE	120 ÷ 14.000 Hz (± 3 dB)
SENSITIVITY (1 m / 1 W)	95 dB
MAXIMUM SOUND PRESSURE	109 dB (1 m / POWER MAX)
ANGLE OF COVERAGE	150°

PL 6X

COAXIAL CEILING SPEAKER

p/n 131.33.042



1'000 g

mm

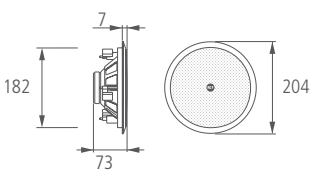

- Two way speaker system with dome tweeter recommended for speech and background-music reproduction
- Music power/RMS: 24/12W
- 6" woofer with coaxial tweeter
- Low impedance (8Ω) or 100V
- Built-in multi-tapped transformer for 100/70V constant voltage connection
- Three hooks mounting system (no screws or other attachment elements)
- Body in self-extinguishing (UL 94V-0) plastic and front metal grille RAL 9003 White
- IP 44 protection

SPECIFICATIONS	PL 6X
POWER	12 - 6 - 3 W (100 V)
CONSTANT VOLTAGE	100 V, 70 V
FREQUENCY RESPONSE	70 ÷ 20.000 Hz (± 3 dB)
SENSITIVITY (1 m / 1 W)	92 dB
MAXIMUM SOUND PRESSURE	106 dB (1 m / POWER MAX)
ANGLE OF COVERAGE	100°

WS 620XT

TWO-WAY WEATHER RESISTANT FULSH MOUNTING SPEAKER

p/n 131.33.044



- Weather resistant splashproof speaker
- Two way speaker system with coaxial tweeter, recommended for hi level speech and background-music reproduction
- Music power/RMS: 24/12W (20W if used at 4Ω)
- 6" woofer with coaxial tweeter
- Body and grille in plastic RAL 9016 White
- IP 55 protection

1˙100 g

mm

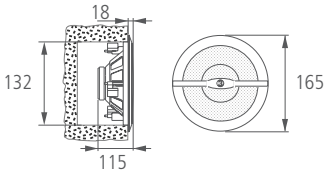

SPECIFICATIONS	WS 620XT
POWER	12 - 6 - 3 W (100 V)
CONSTANT VOLTAGE	100 V, 70 V
FREQUENCY RESPONSE	70 ÷ 20.000 Hz (± 3 dB)
SENSITIVITY (1 m / 1 W)	91 dB
MAXIMUM SOUND PRESSURE	105 dB (1 m / POWER MAX)
ANGLE OF COVERAGE	120°

PL 8X

COAXIAL CEILING SPEAKER

p/n 131.33.043



- Two way speaker system with dome tweeter recommended for hi level speech and background-music reproduction
- Music power/RMS: 40/20W
- 8" woofer with coaxial tweeter
- Low impedance (8Ω) or 100V
- Built-in multi-tapped transformer for 100/70V constant voltage connection
- Body in self-extinguishing plastic (UL 94V-0) and front metal grille RAL 9003 White
- IP 44 protection

1˙800 g

mm

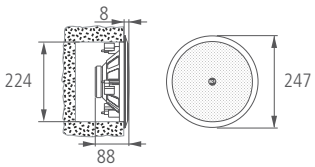

SPECIFICATIONS	PL 8X
POWER	20 - 10 - 5 - 2.5 W (100 V)
CONSTANT VOLTAGE	100 V, 70 V
FREQUENCY RESPONSE	60 ÷ 20.000 Hz (± 3 dB)
SENSITIVITY (1 m / 1 W)	93 dB
MAXIMUM SOUND PRESSURE	109 dB (1 m / POWER MAX)
ANGLE OF COVERAGE	80°

PL 80/A

HIGH EFFICIENCY CEILING SPEAKER

p/n 00.06.089



- For sound systems with high quality speech/music
- Music power/RMS: 15/6W
- 8" dual cone extended range loudspeaker
- Angle of dispersion related to speech intelligibility 1000Hz: 180°
- Low impedance (4Ω) or 100V
- Built-in multi-tapped transformer for 100/50V constant voltage connection
- Body in self-extinguishing plastic UL-94-5VA and front metal grille RAL 9010 White
- Optional accessory: A 1380 dust-proof cover (p/n13320031)

1˙700 g

mm

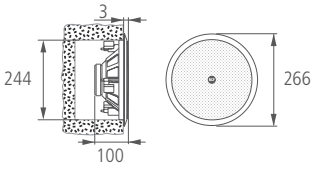

SPECIFICATIONS	PL 80/A
POWER	6 - 3 - 1.5 - 0.75 - 0.37 W (100 V)
CONSTANT VOLTAGE	100 V, 50 V
FREQUENCY RESPONSE	40 ÷ 18.000 Hz (± 3 dB)
SENSITIVITY (1 m / 1 W)	93 dB
MAXIMUM SOUND PRESSURE	105 dB (1 m / POWER MAX)
ANGLE OF COVERAGE	130°

PL 81/A

p/n 00.06.090

HIGH EFFICIENCY COAXIAL CEILING SPEAKER



2'350 g

mm

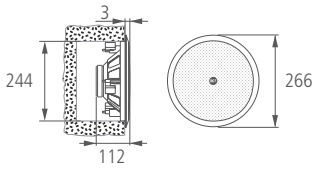

- High efficiency speaker for high quality speech/music reproduction, also in environments with high ceilings
- Music power/RMS for use without transformer: 20/10W (max. 40W, 8Ω)
- Professional 8" coaxial speaker, cone tweeter
- Low impedance (8Ω) or 100V
- Built-in multi-tapped transformer for 100/70V constant voltage connection
- Body in self-extinguishing plastic UL-94-5VA and front metal grille RAL 9010 White
- Optional accessory: A 1380 dust-proof cover (p/n13320031)

SPECIFICATIONS	PL 81/A
POWER	10 - 5 - 2.5 - 1.25 W (100 V)
CONSTANT VOLTAGE	100 V, 50 V
FREQUENCY RESPONSE	40 ÷ 20.000 Hz (± 3 dB)
SENSITIVITY (1 m / 1 W)	97 dB
MAXIMUM SOUND PRESSURE	110 dB (1 m / POWER MAX)
ANGLE OF COVERAGE	90°

BS 8

p/n 131.33.054

PENDENT BALL SPEAKER



1'200 g

mm

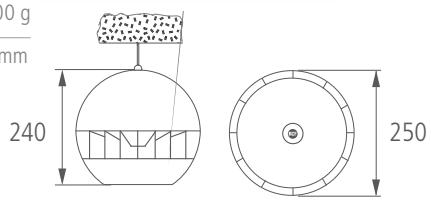

- Pendent speaker
- For paging and background music
- 8" diameter dual cone wide band speaker
- Plastic body - White RAL 9010
- Built-in transformer for 100V constant voltage connection
- 5-metre suspension and connection cable included

SPECIFICATIONS	BS 8
POWER	20-10-5 W (100 V)
CONSTANT VOLTAGE	100 V
FREQUENCY RESPONSE	160 ÷ 12.500 Hz (± 3 dB)
SENSITIVITY (1 m / 1 W)	93 dB
MAXIMUM SOUND PRESSURE	106 dB (1 m / POWER MAX)
ANGLE OF COVERAGE	360° (HORIZ.); 140° (VERT.)

BS 2620

p/n 131.10.006

HIGH PERFORMANCE PENDENT BALL SPEAKER



3'000 g

mm

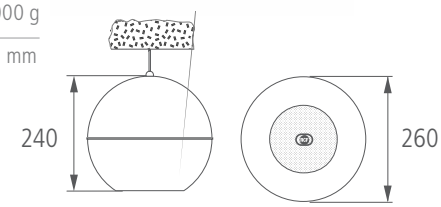

- Pendent speaker
- For paging and background music
- Music power/RMS: 40/20W
- 6" diameter dual cone wide band speaker
- 5-metre suspension and connection cable included
- Weather-resistant construction (IP55) for use both indoors and outdoors
- Body in self-extinguishing plastic UL94VO, UV ray protected, RAL 9010 White

SPECIFICATIONS	BS 2620
POWER	20-15-10-5-2.5 W (100 V)
CONSTANT VOLTAGE	100 V
FREQUENCY RESPONSE	50 ÷ 20.000 Hz (± 3 dB)
SENSITIVITY (1 m / 1 W)	93 dB
MAXIMUM SOUND PRESSURE	106 dB (1 m / POWER MAX)
ANGLE OF COVERAGE	360° (HORIZ.); 150° (VERT.)

DU 100X

COAXIAL SPEAKER

p/n 130.00.105



1˙100 g

mm

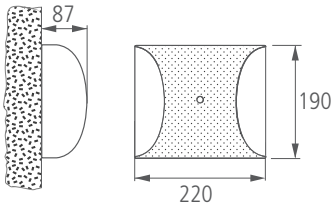

- Ideal for paging and background music, wall or ceiling installation
- Music power/RMS: 20/10W
- Dual-cone extended range loudspeaker, 4" diameter
- Plastic body with shock-proof metal grid
- Built-in multi-tapped transformer for 100/70V constant voltage connection
- Body in ABS and metal grille RAL 9003 White

SPECIFICATIONS	DU 100X
POWER	10 - 5 - 2.5 - 1.25 - 0.75 W (100 V)
CONSTANT VOLTAGE	100 V, 70 V, 25 V
FREQUENCY RESPONSE	100 ÷ 18.000 Hz (± 3 dB)
SENSITIVITY (1 m / 1 W)	93 dB
MAXIMUM SOUND PRESSURE	103 dB (1 m / POWER MAX)
ANGLE OF COVERAGE	100° (HORIZ.); 140° (VERT.)

DU 50EN

UNIVERSAL STEEL SPEAKER

p/n 131.33.049



1˙100 g

mm

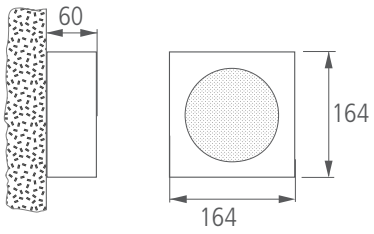

- Speaker designed for transmitting alarm messages with high intelligibility, and background music
- Musical power/RMS: 12/6W
- Wide-band dual cone loudspeaker, diameter 5"
- Extra-thick steel housing, terminal strip for connections made of ceramic material for flameproof input and output cables, thermal fuse, suitable internal wiring
- In compliance with norm EN 54-24
- Colour: RAL 9010 White

SPECIFICATIONS	DU 50EN
POWER	6-3-1.5-0.75 W (100 V)
CONSTANT VOLTAGE	100 V, 70 V
FREQUENCY RESPONSE	200 ÷ 12.000 Hz (± 3 dB)
SENSITIVITY (1 m / 1 W)	91 dB
MAXIMUM SOUND PRESSURE	102 dB (1 m / POWER MAX)
ANGLE OF COVERAGE	150°

DU 31

FLUSH MOUNT WALL SPEAKER



600 g

mm

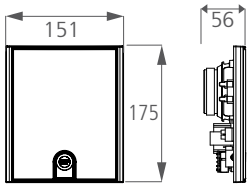

p/n 130.00.204

- For paging and background music for several type of installation
- 2 way wall speaker with flexible design with wide band 3,5" woofer and 1" tweeter
- Includes a transformer inside for the connection to (100 - 70 - 25 V) constant voltage lines
- Power selector 8 W, 4 W, 2W at 100 V and a 25 V (8W) socket makes it possible to connect multiple speakers in parallel to a constant impedance line
- Universal mounting in wall on the standard European flush mounting box (like Gewiss GW 48005 dimension 160(L) x 130(H) x 70(P) or B-Ticino 16205 dimension 170(L) x 145(H) x 70(P))
- Body in plastic, RAL 9002 White Ivory

SPECIFICATIONS	DU 31
POWER	8 - 4 -2 W (100 V) - 8 W (25 V)
CONSTANT VOLTAGE	100 V, 70 V, 25 V
FREQUENCY RESPONSE	100 - 17.000 Hz (± 3 dB)
SENSITIVITY (1 m / 1 W)	82 dB
MAXIMUM SOUND PRESSURE	91 dB (1 m / POWER MAX)
ANGLE OF COVERAGE	160°

DU 31AT

FLUSH MOUNT WALL SPEAKER WITH POWER SELECTOR



600 g

mm

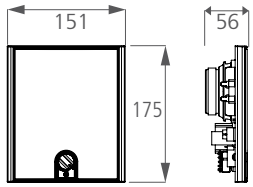

p/n 130.00.220

- For paging and background music for several type of installation
- 2 way wall speaker with flexible design with wide band 3,5" woofer and 1" tweeter
- Wattage taps (8 W, 4 W, 2W, 1W, 0,5W at 100 V) is selectable by means of a Rotary switch, accessible from the front panel
- Includes a transformer inside for the connection to (100 - 70 - 25 V) constant voltage lines and a 25 V socket makes it possible to connect multiple speakers in parallel to a constant impedance line
- Universal mounting in wall on the standard European flush mounting box (like Gewiss GW 48005 dimension 160(L) x 130(H) x 70(P) or B-Ticino 16205 dimension 170(L) x 145(H) x 70(P))
- Body in plastic, RAL 9002 White Ivory

SPECIFICATIONS	DU 31AT
POWER	8 - 4 -2 - 1- 0,5 W (100 V) - 8 W (25 V)
CONSTANT VOLTAGE	100 V, 70 V, 25 V
FREQUENCY RESPONSE	100 - 17.000 Hz (± 3 dB)
SENSITIVITY (1 m / 1 W)	82 dB
MAXIMUM SOUND PRESSURE	91 dB (1 m / POWER MAX)
ANGLE OF COVERAGE	160°

A1331

SURFACE MOUNT FOR DU 31 / DU 31AT

p/n 133.60.123

- Quickly and easily installed on any flat surface
- Body in plastic, RAL 9002 White Ivory



DU 31AT Table mounting support with tilt 15°



DU31 and A1331 wall mounting support with tilt 0°



DU31 and A1331 wall mounting support with tilt 15°



DU31 and A1331 flag mount support unidirectional



2 x DU31 and 2 x A1331 flag mount support bi-directional

E.LI.S.A. 50

p/n 131.10.071

COMPACT HI-DEFINITION FLUSH MOUNT WALL SPEAKER

900 g

mm



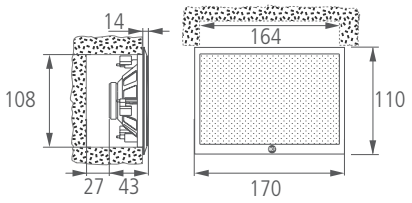

- For high quality paging and background music
- Music power/RMS: 12/6W (20/10W in use without transformer, 4Ω)
- 3.5" extended range speaker with central equaliser, carbon fibre cone
- Equipped with multi-tapped transformer for 100/70/25V constant voltage connection
- Flush mount box with soundproof material included
- Front frame in ABS and metal grille RAL 9010 White

SPECIFICATIONS	E.LI.S.A. 50
POWER	6-3-1 W (100 V)
CONSTANT VOLTAGE	100 V, 70 V, 25 V, 4 Ω
FREQUENCY RESPONSE	120 ÷ 16.000 Hz (± 3 dB)
SENSITIVITY (1 m / 1 W)	88 dB
MAXIMUM SOUND PRESSURE	99 dB (1 m / POWER MAX)
ANGLE OF COVERAGE	160°

AC 50B

FLUSH MOUNT BOX

p/n 133.60.038

- Flush mount box for E.LI.S.A. 50 speaker
- Dimensions. 152x97x70 mm



DM 41- B 16

COMPACT TWO-WAY SPEAKER

p/n 130.00.185



- 3.5" woofer with mylar dome 1'' tweeter
- Music power/RMS: 30 W/ 15 W
- Body in self-extinguishing composite material
- IP55 protection, suitable for outdoor use
- Adjustable mounting accessory included
- Low impedance version available (DM41-B16), 16Ω

1'800 g

mm

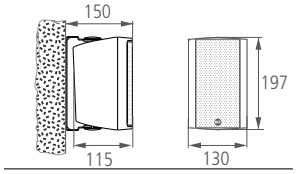

SPECIFICATIONS	DM 41-B16
POWER	15W
SPEAKER IMPEDANCE	16Ω
FREQUENCY RESPONSE	100 ÷ 20.000 Hz (± 3 dB)
SENSITIVITY (1 m / 1 W)	87 dB
MAXIMUM SOUND PRESSURE	102 dB (1 m / POWER MAX)
ANGLE OF COVERAGE	180° (HORIZ.); 170° (VERT.)

DM 41

COMPACT TWO-WAY SPEAKER

p/n 130.00.049

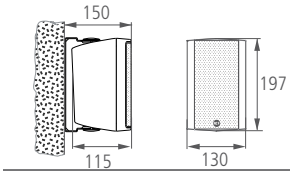



1'800 g

mm

- 3.5" woofer with mylar dome 1'' tweeter
- Music power/RMS: 30 W/ 15 W
- Built-in multitap transformer for constant voltage system
- Body in self-extinguishing composite material
- IP55 protection, suitable for outdoor use
- Adjustable mounting accessory included

SPECIFICATIONS	DM 41
POWER	15 - 10 - 5 - 2.5 W (100 V) SELEZ.
CONSTANT VOLTAGE	100 V, 70 V
FREQUENCY RESPONSE	100 ÷ 20.000 Hz (± 3 dB)
SENSITIVITY (1 m / 1 W)	87 dB
MAXIMUM SOUND PRESSURE	102 dB (1 m / POWER MAX)
ANGLE OF COVERAGE	180° (HORIZ.); 170° (VERT.)

DM 61

COMPACT TWO-WAY SPEAKER

p/n 130.00.050



4'000 g

mm

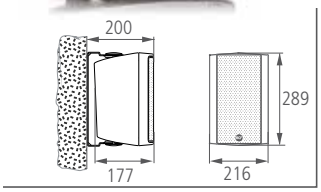

- Woofer 6" with mylar dome tweeter
- Program/rated power: 50/25W
- Built-in multitap transformer for constant voltage system
- Body in self-extinguishing composite material
- IP55 protection, suitable for outdoor use
- Adjustable mounting accessory included

SPECIFICATIONS	DM 61
POWER	25 - 15 - 10 - 5 W (100 V)
CONSTANT VOLTAGE	100 V, 70 V
FREQUENCY RESPONSE	100 ÷ 20.000 Hz (± 3 dB)
SENSITIVITY (1 m / 1 W)	89 dB
MAXIMUM SOUND PRESSURE	106 dB (1 m / POWER MAX)
ANGLE OF COVERAGE	120° (HORIZ.); 140° (VERT.)

DMW 20A

ACTIVE SPEAKER CABINET

p/n 130.00.265

EASYLINE SOLUTIONS

1'340 g

mm



- Compact, lightweight perfect for multimedia application
- High quality reference sound
- 20 watts built-in stereo power amplifier
- AC power input with switch ON/OFF
- Two-way speaker design
- Volume control knob on the rear panel
- Wall or ceiling mount with mounting brackets included

DATI TECNICI	DMW 20A
POWER RATING	20 W
SPEAKER	3" PAPER CONE, 0.8" VOICE COIL DIAMETER
MAX SPL	98 DB (@ 20 W)
POWER SUPPLY	220÷240 V / 50 HZ
INPUT CONNECTORS	RCA AND 6.3 MM JACK BALANCED
OUTPUT-LINK CONNECTORS	6.3 MM JACK BALANCED
EXTERNAL CONTROLS	VOLUME, POWER SWITCH
DIMENSIONS (WXDXH)	115 X 107 X 175 MM (4.5" X 4.2" X 6.9")
WEIGHT	1.34 KG (2.96 LBS)

SOUND PROJECTORS, MONITORS AND COLUMN SPEAKERS

Maximum speech intelligibility for every public ambience and for any kind of application.









MODEL	DP 4	BD 42	DP 2X - DP 2X/1	DP1420EN	BD 2412BS
TYPE	Projector	Projector Bidirectional	Projector two-way	Projector Aluminium	Aluminium Bidirectional Projector
INSTALLATION	Wall o Flush Mounted	Wall o Flush Mounted	Wall o Flush Mounted	Wall o Flush Mounted	Wall o Flush Mounted
COLOUR	Grey	Grey	White/Anthracite grey	Grey	Grey
SPEAKER	5″	2 x 5″	5″ + 1 ″	5″	2 x 5″
POWER NOM./MAX.	10 W RMS / 20 W	12 W RMS / 24 W	4 W RMS / 8 W	20 W RMS / 40 W	12 W RMS / 24 W
INPUT	100 V	100 V	100 V, 4 Ω	100 V, 70 V,	100 V, 70 V,
FREQUENCY RESPONSE	180 ÷ 16.000 Hz	180 ÷ 16.000 Hz	150 ÷ 18.000 Hz	150 ÷ 20.000 Hz	150 ÷ 20.000 Hz
MAX. SOUND PRESSURE	101 dB	102 dB	102 dB	104 dB	102 dB
ANGLE OF COVERAGE	130°	130°*	110°	160°	120°*
PROTECTION	IP 55	IP 55	-	IP 66, EN 54-24	IP 55, BS 5839-8




MODEL	CS 3041	CS 3082	CS 6520	CS6940
TYPE	Column speaker two-way	Column speaker two-way	Column speaker two-way	Column speaker two-way
INSTALLATION	Wall	Wall	Wall	Wall
COLOUR	White	White	White	White
SPEAKER	4 x 2″ + 1″	8 x 2″ + 2 x 1″	4 x 3.15″ + 0.8″	8 x 3.15″ + 0.8″
POWER NOM./MAX.	15 W RMS / 30 W	30 W RMS / 60 W	20 W RMS / 40 W	40 W RMS / 80 W
INPUT	100 V, 70 V	100 V, 70 V	100 V, 70 V	100 V, 70 V
FREQUENCY RESPONSE	160 - 20.000 Hz (? 3 dB)	180 - 20.000 Hz (? 3 dB)	250 ÷ 20.000 Hz	160 ÷ 20.000 Hz
MAX. SOUND PRESSURE	105 dB (1 m / POWER MAX)	111 dB (1 m / POWER MAX)	105 dB	110 dB
ANGLE OF COVERAGE	180° (Horiz) 70° (Ver)	180° (Horiz) 50° (Ver)	180° (Horiz) 60° (Ver)	180° (Horiz) 40° (Ver)
PROTECTION			IP 66	IP 66





MODEL	MR 33T	MR 44T	MR 55	MR 88	MQ 100L	MQ 90S
TYPE	Compact two-way	Compact two-way	Compact two-way	Compact two-way	Column speaker Three-way	Subwoofer
INSTALLATION	Wall	Wall	Wall	Wall	Wall	Universal
COLOUR	White/Black	White/Black	White/Black	White/Black	White/black	White/Black
SPEAKER	4.75" + 0.5"	5" + 0.5"	5" + 0.75"	8" + 1"	2 x 3.5" + 2 x 3.5" + 0.75"	8"
POWER NOM./MAX.	40 W IEC	60 W IEC	175 W IEC	300 W IEC	80 W RMS / 160 W	60 W RMS / 120 W
INPUT	100 V, 70 V, 50 V, 25 V	100 V, 70 V, 50 V, 25 V	4 Ω	8 Ω	100 V, 70 V	100 V, 70 V
FREQUENCY RESPONSE	160 ÷ 20.000 Hz	150 ÷ 20.000 Hz	150 ÷ 20.000 Hz	70 ÷ 20.000 Hz	130 ÷ 20.000 Hz	70 ÷ 220 Hz
MAX. SOUND PRESSURE	105 dB	108 dB	112 dB	120 dB	120 dB	107 dB
ANGLE OF COVERAGE	110° (Horiz) 100° (Ver)	110° (Horiz) 100° (Ver)	110° (Horiz) 100° (Ver)	110° (Horiz) 80° (Ver)	180° (Horiz) 60° (Ver)	-
PROTECTION	-	-	-	-		-



MODEL	MQ 50	MQ 60H	MQ 50C	MQ 50I	MQ 30P	MQ 80P
TYPE	Compact two-way	Compact two-way	Ceiling two-way	Compact two-way	Compact two-way	Compact two-way
INSTALLATION	Wall	Wall	Ceiling	Flush mounted	Projector	Projector
COLOUR	White/Silver/Black	White/Silver/Black	White/Silver	White/Silver	White/Silver/Black	White/Silver/Black
SPEAKER	5" + 0.75"	5" + 2 x 1"	5" + 1"	5" + 0.75"	3" + 0.75"	5" + 1"
POWER NOM./MAX.	60 W RMS / 120 W	60 W RMS / 120 W	60 W RMS / 120 W	60 W RMS / 120 W	12 W RMS / 24 W	60 W RMS / 120 W
INPUT	100 V, 70 V	100 V, 70 V	100 V, 70 V	100 V, 70 V	100 V, 70 V	100 V, 70 V
FREQUENCY RESPONSE	70 ÷ 20.000 Hz	100 ÷ 19.000 Hz	70 ÷ 20.000 Hz	180 ÷ 20.000 Hz	150 ÷ 20.000 Hz	100 ÷ 20.000 Hz
MAX. SOUND PRESSURE	110dB	109 dB	112 dB	108 dB	102 dB	115 dB
ANGLE OF COVERAGE	120° (Horiz) 90° (Ver)	180° (Horiz) 120° (Ver)	120°	120° (Horiz) 100° (Ver)	120°	90° (Horiz) 60° (Ver)
PROTECTION	-	-	-	-	-	IP 55

DP 4

p/n 130.00.106

INDOOR / OUTDOOR SOUND PROJECTOR



1'300 g

mm

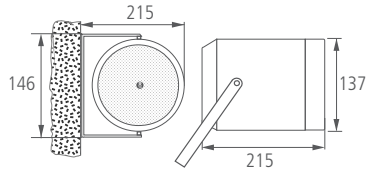

- Ideal for paging and background music
- IP55 protection, suitable for outdoor use
- Music power/RMS: 20/10W
- 5" (130 mm) diameter extended range twin-cone loudspeaker
- Built-in multi-tapped transformer for 100 V constant voltage connection
- Equipped with aluminium "U" bracket
- Body in ABS grey RAL 7035 with metal grill
- IP 55 protection

SPECIFICATIONS	DP 4
POWER	10 - 5 - 2.5 W (100 V)
CONSTANT VOLTAGE	100 V
FREQUENCY RESPONSE	180 ÷ 16.000 Hz (± 3 dB)
SENSITIVITY (1 m / 1 W)	91 dB
MAXIMUM SOUND PRESSURE	101 dB (1 m / POWER MAX)
ANGLE OF COVERAGE	130°

BD 42

p/n 130.00.247

INDOOR / OUTDOOR BIDIRECTIONAL SOUND PROJECTOR



1'500 g

mm

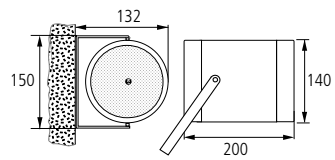

- It's ideal for train stations, underground stations, car parks, factories, warehouses, and PA systems in general
- Bidirectional sound projector with double loudspeaker, characterized by high acoustic performance, excellent design and compact dimensions
- IP55 protection, suitable for outdoor use
- 2 x 5" (130 mm) diameter extended range twin-cone loudspeaker
- Built-in multi-tapped transformer for 100 V constant voltage connection
- Equipped with aluminium "U" bracket. Body in ABS grey RAL 7035 with metal grill

SPECIFICATIONS	BD 42
POWER	12 - 6 - 3 W (100 V)
CONSTANT VOLTAGE	100 V
FREQUENCY RESPONSE	180 ÷ 16.000 Hz (± 3 dB)
SENSITIVITY (1 m / 1 W)	91 dB
MAXIMUM SOUND PRESSURE	102 dB (1 m / POWER MAX)
ANGLE OF COVERAGE	130° (per single loudspeaker)

DP 2X

p/n 130.00.104

TWO-WAY SOUND PROJECTOR



1'100 g

mm

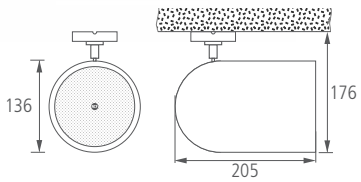

- Ideal for paging and background music
- Music power/RMS: 8/4W
- 5" diameter extended range loudspeaker
- 4 Ω input
- Equipped with hinged support that makes it possible to orient the speaker in any direction
- DP 2X: body in ABS, RAL 7016 anthracite grey, metal grille RAL 9005 black

SPECIFICATIONS	DP 2X
POWER	4-2-1 (100 V)
CONSTANT VOLTAGE	100 V
FREQUENCY RESPONSE	150 ÷ 18.000 Hz (± 3 dB)
SENSITIVITY (1 m / 1 W)	94 dB
MAXIMUM SOUND PRESSURE	102 dB (1 m / POWER MAX)
ANGLE OF COVERAGE	110°

DP 2X/1

TWO-WAY SOUND PROJECTOR

p/n 130.00.107



1˙100 g

mm

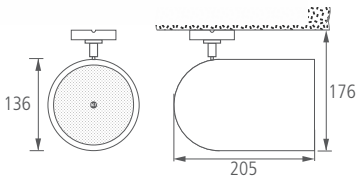

- Ideal for paging and background music
- Music power/RMS: 8/4W
- 5" diameter extended range loudspeaker
- 4 Ω input
- Equipped with hinged support that makes it possible to orient the speaker in any direction
- DP 2X/1: body in ABS RAL 9003 White, metal grille White

SPECIFICATIONS	DP 2X/1
POWER	4-2-1 (100 V)
CONSTANT VOLTAGE	100 V
FREQUENCY RESPONSE	150 ÷ 18.000 Hz (± 3 dB)
SENSITIVITY (1 m / 1 W)	94 dB
MAXIMUM SOUND PRESSURE	102 dB (1 m / POWER MAX)
ANGLE OF COVERAGE	110°

DP 1420EN

ALUMINIUM SOUND PROJECTOR

p/n 131.33.071



2˙500 g

mm

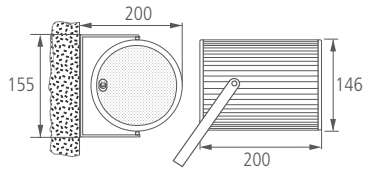

- Unidirectional sound projector characterized by high acoustic performance.
- Complying with EN 54-24 standard thanks to ceramic termination block, thermal fuse and internal fire-resistant cable
- IP 66 protection, suitable for outdoor use
- It's ideal for train stations, underground stations, car parks, factories, warehouses, and PA systems in general
- Continuous nominal power: 20/40 W ([100 V]: 20-10-5 W - [70V]: 20-10-5 W)

SPECIFICATIONS	DP 1420EN
POWER	20-10-5 W (100 V)
CONSTANT VOLTAGE	100 V, 70 V
FREQUENCY RESPONSE	150 ÷ 20.000 Hz (± 3 dB)
SENSITIVITY (1 m / 1 W)	91 dB
MAXIMUM SOUND PRESSURE	104 dB (1 m / POWER MAX) 2
ANGLE OF COVERAGE	160°

BD 2412 BS

ALUMINIUM BIDIRECTIONAL SOUND PROJECTOR

p/n 131.33.057



3˙200 g

mm

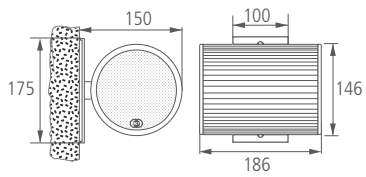

- Bidirectional sound projector with double loudspeaker, characterized by high acoustic performance, excellent design and compact dimensions
- Complying with BS5839-8 standard thanks to ceramic termination block, thermal fuse and internal fire-resistant cable
- IP 55 protection, suitable for outdoor use
- It's ideal for train stations, underground stations, car parks, factories, warehouses, and PA systems in general
- Continuous nominal power: 12/24 W ([100 V]: 12-6-3 W - [70 V]: 12-6-3 W)

SPECIFICATIONS	BD 2412 BS
POWER	12-6-3 W (100 V)
CONSTANT VOLTAGE	100 V, 70 V
FREQUENCY RESPONSE	150 ÷ 20.000 Hz (± 3 dB)
SENSITIVITY (1 m / 1 W)	91 dB
MAXIMUM SOUND PRESSURE	102 dB (1 m / POWER MAX)
ANGLE OF COVERAGE	120° (per SINGLE LOUDSPEAKER)

CS 3041

SLIM-LINE COLUMN SPEAKER

p/n 130.00.231

1˙700 g

mm

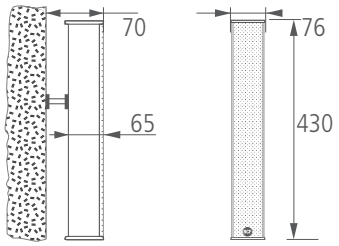



- Ideal for speech reproduction, shape designed to enable corner installation
- Four 50 mm (2") diameter extended range speakers and one tweeter 25 mm (1")
- Body in extruded aluminium bake-painted RAL 9016 White and front metal grille RAL 9016 White, includes accessory for wall mounting
- Built-in multi-tapped transformer (15 - 10 - 5 W) for 100 V constant voltage connection
- 16-ohm input that can be selected on the terminal block
- Audio connection on screw terminal block

SPECIFICATIONS	CS 3041
POWER	20 W - 15 W - 10 W
CONSTANT VOLTAGE	100 V
FREQUENCY RESPONSE	160 - 20.000 Hz (? 3 dB)
SENSITIVITY (1 m / 1 W)	87 dB
MAXIMUM SOUND PRESSURE	105 dB (1 m / POWER MAX)
ANGLE OF COVERAGE	180° (HORIZ.); 70° (VERT.)

CS 3082

SLIM-LINE COLUMN SPEAKER

p/n 130.00.232

2˙700 g

mm

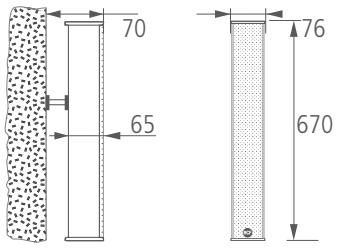



- Ideal for speech reproduction, shape designed to enable corner installation
- Eight 50 mm (2") diameter extended range speakers and two tweeter 25 mm (1")
- Body in extruded aluminium bake-painted RAL 9016 White and front metal grille RAL 9016 White, includes accessory for wall mounting
- Built-in multi-tapped transformer (30 - 20 - 10 W) for 100 V constant voltage connection
- 16-ohm input that can be selected on the terminal block
- Audio connection on screw terminal block

SPECIFICATIONS	CS 3082
POWER	30 W - 20 W - 10 W
CONSTANT VOLTAGE	100 V
FREQUENCY RESPONSE	180 - 20.000 Hz (? 3 dB)
SENSITIVITY (1 m / 1 W)	90 dB
MAXIMUM SOUND PRESSURE	111 dB (1 m / POWER MAX)
ANGLE OF COVERAGE	180° (HORIZ.); 30° (VERT.)

CS 6520

TWO-WAY COLUMN SPEAKER

p/n 131.50.005

4˙200 g

mm

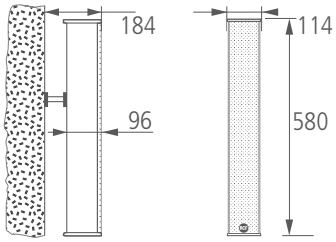



- Ideal for speech reproduction with high intelligibility in acoustically difficult environments, both indoors and outdoors, also suitable for music
- Music power/RMS: 40/20W
- Four 3" mid-woofer speakers and one central 20mm tweeter
- Weather-resistant construction IP 66 for use also outdoors, sturdy hinged support in resin, stainless steel fasteners
- Body in aluminium and front grille in steel bake-painted RAL 9003 White
- Articulated support for wall mounting included

SPECIFICATIONS	CS 6520
POWER	20 - 10 - 5 - 2.5 W (100 V)
CONSTANT VOLTAGE	100 V, 70 V
FREQUENCY RESPONSE	250 ÷ 20.000 Hz (± 3 dB)
SENSITIVITY (1 m / 1 W)	92 dB
MAXIMUM SOUND PRESSURE	105 dB (1 m / POWER MAX)
ANGLE OF COVERAGE	180° (HORIZ.); 60° (VERT.)

CS 6940

TWO-WAY HIGH DIRECTIVITY COLUMN SPEAKER

p/n 131.50.006

7˙000 g

mm

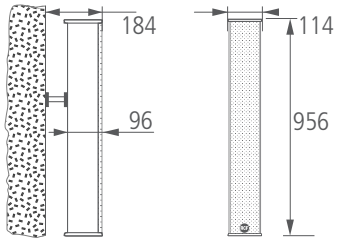



- Ideal for speech reproduction with high intelligibility in acoustically difficult environments, both indoors and outdoors, also suitable for music
- Music power/RMS: 80/40W
- Eight 3" diameter speakers, one 20mm tweeter, filtered and connected for improved control of vertical dispersion
- Weather-resistant construction IP 66 for use also outdoors, sturdy hinged support in resin, stainless steel fasteners
- Body in aluminium and front grille in steel bake-painted RAL 9003 White
- Articulated support for wall mounting included

SPECIFICATIONS	CS 6940
POWER	40 - 20 - 10 - 5 W (100 V)
CONSTANT VOLTAGE	100 V, 70 V
FREQUENCY RESPONSE	160 ÷ 20.000 Hz (± 3 dB)
SENSITIVITY (1 m / 1 W)	94 dB
MAXIMUM SOUND PRESSURE	110 dB (1 m / POWER MAX)
ANGLE OF COVERAGE	180° (HORIZ.); 40° (VERT.)

MR 33T
MR 33WT

TWO-WAY COMPACT MONITOR SPEAKERS
WITH TRANSFORMER

■ MR 33T Black p/n 00.07.140

☐ MR 33WT White p/n 00.07.141



- Ideal for high quality paging and music reproduction
- Low impedance (4Ω - 40W) or 100V operating mode
- Two-way system, woofer with carbon fiber cone, 0.5" tweeter in Mylar on constant directivity horn
- Built-in low inductance passive crossover, bass reflex @150Hz
- Orientable mounting accessory included
- Body in self-extinguishing composite material, UV resistant

2'200 g
mm

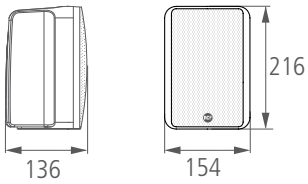

SPECIFICATIONS	MR 33T
POWER	20 - 10 - 5 - 2.5 - 1 W (100 V)
CONSTANT VOLTAGE	100 V, 70 V, 50 V, 25 V
FREQUENCY RESPONSE	160 ÷ 20.000 Hz (± 3 dB)
SENSITIVITY (1 m / 1 W)	88 dB
MAXIMUM SOUND PRESSURE	105 dB (1 m / POWER MAX)
ANGLE OF COVERAGE	110° (HORIZ.); 100° (VERT.)

MR 44T
MR 44WT

TWO-WAY MONITOR SPEAKERS
WITH TRANSFORMER

■ MR 44T Black p/n 00.07.142

☐ MR 44WT White p/n 00.07.354



- Ideal for high quality paging and music reproduction
- Low impedance (4Ω - 60W) or 100V operating mode
- Transducers LF 5" - HF 0.5" constant directivity tweeter
- Built-in low inductance passive crossover with high frequency dynamic protection, bass reflex @65Hz
- Body in self-extinguishing plastic
- Includes hinged support for installation

3'600 g
mm

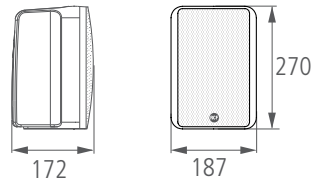

SPECIFICATIONS	MONITOR 44T
POWER	40 - 30 - 20 - 10 - 5 W (100 V)
CONSTANT VOLTAGE	100 V, 70 V, 50 V, 25 V
FREQUENCY RESPONSE	150 ÷ 20.000 Hz (± 3 dB)
SENSITIVITY (1 m / 1 W)	89 dB
MAXIMUM SOUND PRESSURE	108 dB (1 m / POWER MAX)
ANGLE OF COVERAGE	110° (HORIZ.); 100° (VERT.)

MA 3B - MA 3W

WALL MOUNT BRACKET

■ MA 3B Black p/n 00.08.056
☐ MA 3W White p/n 00.08.057

Bracket for mounting one MR 33T speaker on the wall

MA 5B - MA 5W

WALL MOUNT BRAKET

■ MA 5B Black p/n 00.08.058
☐ MA 5W White p/n 00.08.059

Bracket for mounting one Monitor 44T or 55 series speaker on the wall

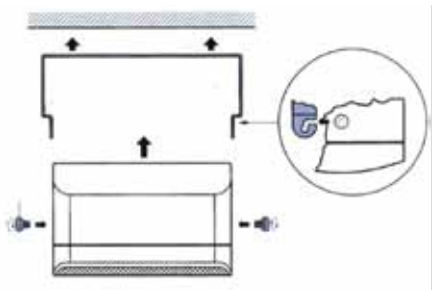

MR 55
MR 55W

TWO-WAY HIGH DEFINITION MONITOR SPEAKERS

■ MR 55 Black p/n 00.07.143

☐ MR 55 White p/n 00.07.355



- Ideal for high quality paging and music reproduction
- Transducers LF 5" - HF 0.75" constant directivity tweeter
- Built-in low inductance passive crossover with high frequency dynamic protection, bass reflex @65Hz
- Body in self-extinguishing plastic
- Includes hinged support for installation

3'900 g

mm

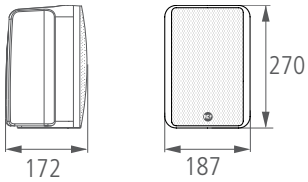

SPECIFICATIONS	MONITOR 55
NOMINAL POWER	175 W (IEC268-1)
SPEAKER IMPEDANCE	4 Ω
FREQUENCY RESPONSE	100 ÷ 19.000 Hz (± 3 dB)
SENSITIVITY (1 m / 1 W)	87 dB
MAXIMUM SOUND PRESSURE	112dB (1 m / POWER MAX)
ANGLE OF COVERAGE	110° (HORIZ.); 100° (VERT.)

MR 88
MR 88W

TWO-WAY HIGH-POWER MONITOR SPEAKERS

■ MR 88 Black p/n 130.00.021

☐ MR 88 White p/n 130.00.022



- High quality music reproduction
- Transducers LF 8" - HF 1" constant directivity tweeter
- Built-in low inductance passive crossover with high frequency dynamic protection, bass reflex @65Hz
- Body in self-extinguishing plastic
- Includes hinged support for installation

9'800 g

mm

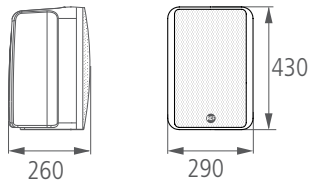

SPECIFICATIONS	MONITOR 88
NOMINAL POWER	300 W (IEC268-1)
SPEAKER IMPEDANCE	8 Ω
FREQUENCY RESPONSE	70 ÷ 20.000 Hz (± 3 dB)
SENSITIVITY (1 m / 1 W)	91 dB
MAXIMUM SOUND PRESSURE	120 dB (1 m / POWER MAX)
ANGLE OF COVERAGE	110° (HORIZ.); 80° (VERT.)

MA 4X

p/n 133.60.009

CEILING MOUNT BRACKET

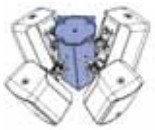

Bracket for installing four Monitor MR 33T - MR 44T - MR 55 speakers on the ceiling in cluster configuration

MA 8-2

p/n 133.20.054

WALL MOUNT SUPPORT

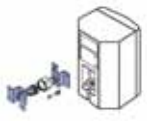

Support with ball joint for mounting one Monitor 88 speaker on the wall

MQ 30P

MINIATURE TWO-WAY COAXIAL SPEAKER

☐ MQ 30P-W White
p/n 130.00.058

■ MQ 30P-B Black
p/n 130.00.068

1'100 g
mm

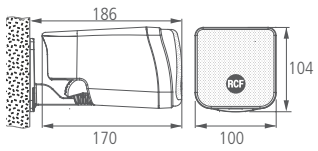



- Orientable mini-speaker fir high quality reproduction
- Two way coaxial speaker: LF 3.5" - tweeter 0.75" dome
- Power/RMS: 24/12 W Bypass
- Constant voltage: 70.7 - 100 V
- Impedance: [Bypass] 16 Ω
- Crossover frequencies: 5400 Hz, 6/6 dB/oct
- Built-in High-Pass filter at 150 Hz for integration with a subwoofer
- Cabinet: Hi-density polystyrene HB grade
- Connectors: Euroblock, removable for easy installation

SPECIFICATIONS	MQ 30P
POWER	12 - 6 W (100 V)
CONSTANT VOLTAGE	100 V, 70 V
FREQUENCY RESPONSE	150 ÷ 20.000 Hz (± 3 dB)
SENSITIVITY (1 m / 1 W)	88 dB
MAXIMUM SOUND PRESSURE	102 dB (1 m / POWER MAX)
ANGLE OF COVERAGE	120°

MQ 80P

TWO-WAY INDOOR / OUTDOOR MONITOR

☐ MQ 80P-W White
p/n 130.00.096

■ MQ 80P-B Black
p/n s

3'000 g
mm

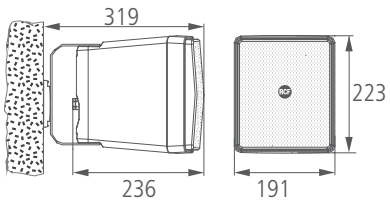



- Speaker: woofer 5" horn-loaded, 1" horn-loaded compression driver with phase-plug loaded on CD horn
- Power/RMS: 120/60 W Bypass
- Impedance: [Bypass] 8 Ω
- [70.7V]: 15W - 10W - 5W - 2.5W
- Tuning frequency: 100 Hz
- Crossover frequency: 3000 Hz Crossover: Notch/6 dB/oct
- Cabinet: self-extinguishing high-density polystyrene, UV stabilized
- IP 55, suitable for outdoor use
- Suitable for cluster installation (2x, 3x) for a wide and uniform coverage

SPECIFICATIONS	MQ 80P
POWER	30 - 20 - 10 - 5 W (100 V)
CONSTANT VOLTAGE	100 V, 70 V
FREQUENCY RESPONSE	100 ÷ 20.000 Hz (± 3 dB)
SENSITIVITY (1 m / 1 W)	94 dB
MAXIMUM SOUND PRESSURE	115 dB (1 m / POWER MAX)
ANGLE OF COVERAGE	90° (HORIZ.); 60° (VERT.)

MQ 50

TWO-WAY MONITOR

☐ MQ 50-W White p/n 130.00.056

■ MQ 50-B Black p/n 130.00.070



3'000 g

mm

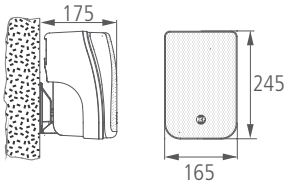

- Two way Bass reflex speaker for music reproduction
- Speaker: woofer 5" - tweeter 0.75" dome
- Power/RMS: 120/60 W Bypass
- Impedance: [Bypass] 16 Ω
- Crossover frequencies: 4500 Hz, 12/12 dB/oct
- Protection: Dynamic on woofer and tweeter
- Cabinet: Hi-density polystyrene HB grade
- Connectors: Euroblock, removable for easy installation

SPECIFICATIONS	MQ 50
POWER	30 - 20 - 10 - 5 W (100 V)
CONSTANT VOLTAGE	100 V, 70 V
FREQUENCY RESPONSE	70 ÷ 20.000 Hz (± 3 dB)
SENSITIVITY (1 m / 1 W)	89 dB
MAXIMUM SOUND PRESSURE	110 dB (1 m / POWER MAX)
ANGLE OF COVERAGE	120° (HORIZ.); 90° (VERT.)

MQ 60H

WIDE DISPERSION CONSTANT DIRECTIVITY MONITOR

☐ MQ 60H-W White p/n 130.00.060

■ MQ 60H-B Black p/n 130.00.072



3'000 g

mm

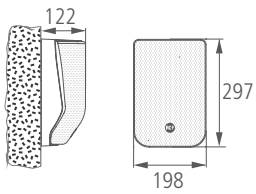

- Two way Bass reflex speaker for music reproduction
- Speaker: woofer 5" - tweeter 2 x 1" dome
- Power/RMS: 120/60 W Bypass
- Impedance: [Bypass] 16 Ω
- Line transformer [100V]: 30W - 20W - 10W - 5W - [70.7V]: 15W - 10W - 5W - 2.5W
- Crossover frequencies: 2600 Hz. Crossover: 12/12 dB/oct
- Protection: Dynamic on woofer and tweeter
- Cabinet: Hi-density polystyrene HB grade
- Connectors: Euroblock, removable for easy installation

SPECIFICATIONS	MQ 60H
POWER	30 - 20 - 10 - 5 W (100 V)
CONSTANT VOLTAGE	100 V, 70 V
FREQUENCY RESPONSE	100 ÷ 19.000 Hz (± 3 dB)
SENSITIVITY (1 m / 1 W)	88 dB
MAXIMUM SOUND PRESSURE	109 dB (1 m / POWER MAX)
ANGLE OF COVERAGE	180° (HORIZ.); 120° (VERT.)

MQ 60H Link W

☐ White p/n 133.60.080

MQ 60H Link B

■ Black p/n 133.60.081

ACCESSORIES

- AC MQ60HLINK accessories, available in black or White can be used to support 2 MQ 60H speakers to form an Omni directional high quality speaker array (360°) dispersion over a horizontal surface which is controlled over a vertical surface.
- MQ 60H Link is made in fibre-glass loaded nylon and it is provided with the slide-insupports for the direct mounting of the two MQ 60H speaker systems.
- Central fixing ring for the safe suspension of the speaker assembly through a chain or a steel-wire.

MQ 50C

TWO-WAY CEILING MONITOR SPEAKER

☐MQ 50C-W White
p/n 130.00.081

2'150 g
mm



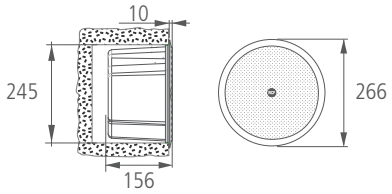

- Two way bass reflex ceiling speaker for music reproduction
- Speaker: woofer 5" neodymium magnet, tweeter 1" dome neodymium magnet
- Power/RMS: 120/60W Bypass
- Impedance: [Bypass] 16 Ω
- [70.7V]: 15W - 10W - 5W - 2.5 W
- Crossover frequencies: 3000 Hz, 12/12 dB/oct - High pass filter at 150 Hz
- Angle of coverage: 120° horizontal x 120° vertical
- Cabinet: Plastic material self-extinguishing, Tuned Alu-dome
- Connectors: Euroblock, removable for easy installation

SPECIFICATIONS	MQ 50C
POWER	30 - 20 - 10 - 5 W (100 V)
CONSTANT VOLTAGE	100 V, 70 V
FREQUENCY RESPONSE	70 ÷ 20.000 Hz (± 3 dB)
SENSITIVITY (1 m / 1 W)	92 dB
MAXIMUM SOUND PRESSURE	112 dB (1 m / POWER MAX)
ANGLE OF COVERAGE	120°

MQ 50i

TWO-WAY IN WALL SPEAKER

☐MQ 50i-W White
p/n 130.00.139

3'000 g
mm



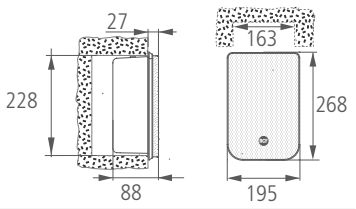

- In-wall speaker system for music reproduction
- Two way bass reflex construction for flush mount
- Speaker: woofer 5" neodymium magnet, 0.75" dome tweeter
- Power: max. 60W (bypass)
- Impedance: [Bypass] 16 Ω
- [70.7V]: 15W - 10W - 5W - 2.5 W
- Crossover frequency: 3000 Hz, 12/12 dB/oct
- Cabinet: Plastic material self-extinguishing, Tuned Alu-dome
- Connectors: Euroblock
- Suitable for standard Multibox enclosure, 2 modules

SPECIFICATIONS	MQ 50i
POWER	30 - 20 - 10 - 5 W (100 V)
CONSTANT VOLTAGE	100 V, 70 V
FREQUENCY RESPONSE	180 ÷ 20.000 Hz (± 3 dB)
SENSITIVITY (1 m / 1 W)	90 dB
MAXIMUM SOUND PRESSURE	108 dB (1 m / POWER MAX)
ANGLE OF COVERAGE	120° (HORIZ.); 100° (VERT.)

MQ 100L-W
MQ 100L-B

3 WAYS COLUMN LOUDSPEAKER

☐ MQ 100L-W White
p/n 130.00.187

■ MQ 100L Black
p/n 130.00.186



3'000 g
mm

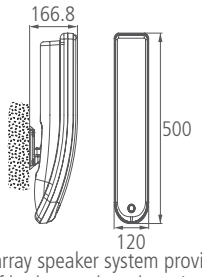

- 3 way column array speaker system providing natural high intelligibility hi-fidelity sound of both speech and music
- Body is made of self-extinguishing (HB level) high density polystyrene
- The wide horizontal coverage angle (180°) and the 60° asymmetrical vertical dispersion allow the correct sound reproduction and feedback reduction
- MQ 100L is equipped with: 2 rubber surround 3.5" woofers, 2 fabric surround 3.5" mid-woofers, 2 cloth coated 0.75" dome tweeters
- Mounting accessories are included. These have been studied to keep the column as close as possible to the wall and simplify its installation
- The pre-oriented vertical acoustic axis allows to cover already the majority of the installations.
- Provided with accessories to orient the speaker down of extra 5° and 10°
- Built-in multi-tapped transformer (40 – 20– 10 -5 W) for 100 V constant voltage connection
- 16-ohm input that can be selected by switch with MAX power 60 W

SPECIFICATIONS	MQ 100L-W - MQ 100L-B
POWER	120 - 60 W (100 V)
CONSTANT VOLTAGE	100 V, 70 V
FREQUENCY RESPONSE	130 - 20.000 Hz (± 3 dB)
SENSITIVITY (1 m / 1 W)	93 dB
MAXIMUM SOUND PRESSURE	120 dB (1 m / POWER MAX)
ANGLE OF COVERAGE	180° (HORIZ.); 60° (VERT.)

MQ 90S-B

8" BAND PASS SUBWOOFER

■ MQ 90S-B Black
p/n 130.00.097



8'000 g
mm

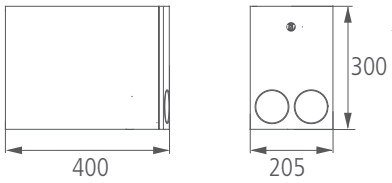

- Compact band-pass 8" subwoofer, expecially designed to be used with MonitorQ series speakers
- Well suitable also for other RCF speakers such as PL40, PL6X, DU 100X, DP 2X
- The cabinet material is PVC covered with a scratch resistant surface and Painted Front Medium density
- Built-in multi-tapped transformer (60 – 30 – 7.5 W) for 100 V constant voltage connection
- 16-ohm input that can be selected by switch with MAX power 160 W / 80 W Bypass
- Internal Crossover filter at 200 Hz frequency 12 dB/oct
- As the subwoofer range is non-directional, the unit can be installed in a semi-hidden position
- Connection through a removable Euroblock plug that allows the parallel connection of other loudspeakers.

SPECIFICATIONS	MQ 90S
POWER	60 - 30 - 15 - 7.5 W (100 V)
CONSTANT VOLTAGE	100 V, 70 V
FREQUENCY RESPONSE	70 - 220 Hz (± 10 dB)
SENSITIVITY (1 m / 1 W)	89 dB
MAXIMUM SOUND PRESSURE	107 dB (1 m / POWER MAX)
CONNECTORS	EUROBLOCK

HORN SPEAKERS

Designed to be weather resistant and to withstand high sound pressure levels outdoor or in large environments.





MODEL	HD 2414/T	HD 216/ST	HD 1110	H6045 (4 DRIVER D5076)
TYPE	Rectangular	Round	Round	Rectangular
MATERIAL	ABS	Die-Cast Aluminium	ABS	Fiberglass
POWER NOM./MAX.	15 W RMS / 23 W	20 W RMS / 30 W	20 W RMS / 30 W	200 W RMS / 300 W
INPUT	100 V - 70 V	100 V - 70 V - 25 V	8 Ω - 16 Ω	100 V - 70 V - 25 V
FREQUENCY RESPONSE	275 ÷ 7.000 Hz	350 ÷ 15.000 Hz	900 ÷ 13.000 Hz	150 ÷ 12.000 Hz
MAX. SOUND PRESSURE	118 dB	123dB	116 dB	132 dB
ANGLE OF COVERAGE	90° (Horiz) 60° (Ver)	80°	180°	60° (Horiz) 50° (Ver)
PROTECTION	IP 66	IP 55	-	IP 54



MODEL	HD 210/T	HD 310/T	HD 410/T	HD 3216/T*
TYPE	Round	Round	Round	Rectangular
MATERIAL	Aluminium	Aluminium	Aluminium	ABS
POWER NOM./MAX.	20 W RMS / 30 W	30 W RMS / 45 W	50 W RMS / 75W	25 W RMS / 38 W
INPUT	100 V - 70 V	100 V - 70 V	100 V - 70 V	100 V - 70 V
FREQUENCY RESPONSE	300 ÷ 9.000 Hz	240 ÷ 10.000 Hz	180 ÷ 7.000 Hz	250 ÷ 10.000 Hz
MAX. SOUND PRESSURE	121 dB	123 dB	130 dB	122 dB
ANGLE OF COVERAGE	70°	80°	80°	60° (Horiz) 130° (Ver)
PROTECTION	IP 66	IP 66	IP 66	IP 66

* See specification details page 103

HD 2414/T

COMPACT HORN SPEAKER WITH DRIVER UNIT

p/n 131.33.036

1'600 g

250 x 145 x 272 mm



- Compact speaker with high directivity and efficiency for intelligible speech reproduction
- Music power/RMS: 23/15W
- Driver impedance 8 Ω
- Selector accessible on rear cover
- IP 66 double insulation construction for temperatures between -25°C and +70°C
- High-pass filter for protection of the driver against low frequencies out of range
- Body in UV stabilised self-extinguishing ABS, RAL 7035 grey
- Stainless steel attachment bracket included

SPECIFICATIONS	HD 2414/T
POWER	15 - 10 - 7.5 - 5 - 2.5 W (100 V)
CONSTANT VOLTAGE	100 V; 70 V
FREQUENCY RESPONSE	275 ÷ 7.000 Hz (± 3 dB)
SENSITIVITY (1 m / 1 W)	106 dB
MAXIMUM SOUND PRESSURE	118 dB (1 m / POWER MAX)
ANGLE OF COVERAGE	90° (HORIZ.); 60° (VERT.)

HD 3216/T

COMPACT HORN SPEAKER WITH DRIVER UNIT

p/n 131.33.037

2'500 g

310 x 165 x 320 mm



- Compact speaker with high directivity and efficiency for intelligible speech reproduction
- Music power/RMS: 23/15W
- Driver impedance 8 Ω
- Selector accessible on rear cover
- IP 66 double insulation construction for temperatures between -25°C and +70°C
- High-pass filter for protection of the driver against low frequencies out of range
- Body in UV stabilised self-extinguishing ABS, RAL 7035 grey
- Stainless steel attachment bracket included

SPECIFICATIONS	HD 3216/T
POWER	25 W RMS – 38 W MAX
CONSTANT VOLTAGE	25-20-15-10-5 W
FREQUENCY RESPONSE	100 V; 70V
SENSITIVITY (1 m / 1 W)	250 ÷ 10.000 Hz (± 3 dB)
MAXIMUM SOUND PRESSURE	106 dB
ANGLE OF COVERAGE	60° (HORIZ.); 50° (VERT.)

HD 216/ST

DIE-CAST ALUMINIUM HORN SPEAKER WITH DRIVER UNIT

p/n 131.30.035

3'200 g

Ø 215 x 300 mm



- High efficiency speaker ideal for speech reproduction
- Music power/RMS: 30/20W
- Driver impedance 16 Ω
- Construction in pressure die-cast aluminium, weather-resistant IP 55 for outdoor use
- Attachment bracket included
- Colour: RAL 7035 grey

SPECIFICATIONS	HD 216/ST
POWER	20 - 10 - 5 - 2.5 W (100 V)
CONSTANT VOLTAGE	100 V; 70 V; 25 V
FREQUENCY RESPONSE	350 ÷ 15.000 Hz (± 3 dB)
SENSITIVITY (1 m / 1 W)	108 dB
MAXIMUM SOUND PRESSURE	123 dB (1 m / POWER MAX)
ANGLE OF COVERAGE	80° (HORIZ. AND VERT.)

HD 210/T

p/n 131.33.040

ALUMINIUM HORN SPEAKER WITH DRIVER

2'200 g

Ø 212 x 290 mm



- Compact speaker with high directivity and efficiency for intelligible speech reproduction
- Music power/RMS: 30/20W
- IP 66 double insulation construction, suitable for outdoor use for temperature between -25°C and +70°C
- High-pass filter for protection of the driver against low frequencies out of range
- Driver impedance 8 Ω
- Rear cover in UV stabilised self-extinguishing ABS, RAL 7035 grey
- Stainless steel attachment bracket included

SPECIFICATIONS	HD 210/T
POWER	20 - 10 - 5 - 2.5 W (100 V)
CONSTANT VOLTAGE	100 V; 70 V
FREQUENCY RESPONSE	300 ÷ 9.000 Hz (± 3 dB)
SENSITIVITY (1 m / 1 W)	108 dB
MAXIMUM SOUND PRESSURE	121 dB (1 m / POWER MAX)
ANGLE OF COVERAGE	70° (HORIZ. AND VERT.)

HD 310/T

p/n 131.30.001

ALUMINIUM HORN SPEAKER WITH DRIVER

3'100 g

Ø 310 x 315 mm



- High efficiency speaker ideal for speech reproduction
- Music power/RMS: 45/30W
- Weather-resistant construction IP 66 Rating, suitable for outdoor use for temperatures between -25°C and +70°C
- High-pass filter for protection of the driver against low frequencies out of range
- Driver impedance 8 Ω
- Stainless steel attachment bracket included
- Rear cover in UV stabilised self-extinguishing ABS, RAL 7035 grey

SPECIFICATIONS	HD 310/T
POWER	30 - 20 - 15 - 10 - 5 W (100 V)
CONSTANT VOLTAGE	100 V; 70 V
FREQUENCY RESPONSE	240 ÷ 10.000 Hz (± 3 dB)
SENSITIVITY (1 m / 1 W)	108 dB
MAXIMUM SOUND PRESSURE	123 dB (1 m / POWER MAX)
ANGLE OF COVERAGE	80° (HORIZ. AND VERT.)

HD 410/T

p/n 131.33.041

ALUMINIUM HORN SPEAKER WITH DRIVER AND TRANSFORMER

4'100 g

Ø 410 x 385 mm



- High efficiency speaker ideal for speech reproduction
- Music power/RMS: 75/50W
- Weather-resistant construction IP 66 Rating, suitable for outdoor use for temperatures between -25°C and +70°C
- High-pass filter for protection of the driver against low frequencies out of range
- Driver impedance 16 Ω
- Stainless steel attachment bracket included
- Rear cover in UV stabilised self-extinguishing ABS, RAL 7035 grey

SPECIFICATIONS	HD 410/T
POWER	50 - 30 - 25 - 15 W (100 V)
CONSTANT VOLTAGE	100 V; 70 V
FREQUENCY RESPONSE	180 ÷ 7.000 Hz (± 3 dB)
SENSITIVITY (1 m / 1 W)	112 dB
MAXIMUM SOUND PRESSURE	130 dB (1 m / POWER MAX)
ANGLE OF COVERAGE	80° (HORIZ. AND VERT.)

HD 1110 (8 Ω)

HORN SPEAKERS WITH DYNAMIC DRIVER UNIT

p/n 131.33.030

800 g

Ø 110 x 93 mm



- For alarm and paging systems in places with a high level of background noise
- Musical power/RMS: 30/20W
- High-pass filter for protection of the driver against low frequencies out of range
- Body in plastic, RAL 7035 grey
- Suitable for outdoor use
- Attachment steel bracket included

SPECIFICATIONS	HD 1110
POWER	20 W RMS - 30 W MAX
SPEAKER IMPEDANCE	8 Ω
FREQUENCY RESPONSE	900 ÷ 13.000 Hz (± 3 dB)
SENSITIVITY (1 m / 1 W)	101 dB
MAXIMUM SOUND PRESSURE	116 dB (1 m / POWER MAX)
ANGLE OF COVERAGE	180° (HORIZ. AND VERT.)

H 6045

LONG-THROW MULTI CELL HORN SPEAKER

p/n 131.20.011

9'800 g

620 x 475 x 560 mm



- High power, efficiency and directivity for intelligible speech reproduction
- To be used in combination with four D5076 drivers
- Sturdy construction, suitable for outdoor use in harsh weather conditions
- Body in fibreglass, RAL 9003 grey
- Attachment bracket included

SPECIFICATIONS	H 6045
POWER	200 W RMS - 300 W MAX (WITH 4 DRIVER D 5076)
CONSTANT VOLTAGE	100 V; 70 V; 25 V (with 4 transformer TD 507)
FREQUENCY RESPONSE	150 ÷ 12.000 Hz (± 3 dB) (WITH 4 DRIVER D 5076)
SENSITIVITY (1 m / 1 W)	101 dB
MAXIMUM SOUND PRESSURE	132 dB (1 m / POWER MAX, 4 DRIVER D 5076)
ANGLE OF COVERAGE	60° (HORIZ.); 50° (VERT.)

D 5076

DRIVER UNIT

p/n 151.10.017



- Musical power/RMS: 75/50W
- 1 3/8" W - 18 N threaded horn attachment
- Pressure die-cast compression chamber
- Driver impedance 16 Ω
- Dimensions Ø 98 x 75 mm, weight 1.7 Kg
- Optional TD 507 line transformer

TD 507

50 V MULTI-TAPPED TRANSFORMER

p/n 133.30.006



- 50V Multi-tapped line transformer
- Suitable for connecting the D 5076 driver to 100/70V constant voltage lines
- Output power can be selected from four different values: 50-25-12-6W

ATTENUATORS, AUDIO TRANSFORMERS AND ACCESSORIES

To adjust the settings of the audio system according to any needs.



ATTENUATORS (SWITCHERS)

- The volume control is made of a control circuit having a 6 position (5 + off) selector and a separated transformer
- Installed on whichever supporting frame for home / office electrical systems by drilling a hole in a blank key and fixing its control circuit
- 3 knobs are included in 3 different colours: white, silver, anthracite
- The maximum depth of the volume control circuits are measured between the inner side of the front panel

AT 10Z

p/n 131.60.032

CONSTANT IMPEDANCE ATTENUATOR



- Constant impedance attenuator for speakers with minimum impedance 4 Ω
- Universal mounting on any standard European electrical wall plate.
- 5 selectable positions + OFF volume control

SPECIFICATIONS	AT 10Z
IN/OUT IMPEDANCE	4 Ω
MAX. POWER	10 W
ATTENUATION	0 dB - 6 dB - 12 dB - 18 dB - 24 dB - OFF
MAX. DEPTH	50 mm

AT 20T

p/n 131.60.033

20 W / 100 V TRANSFORMER ATTENUATOR



- Attenuator for constant voltage systems, max 20W
- Universal mounting on any standard European electrical wall plate.
- 5 selectable positions + OFF volume control
- Bypass relay or 3-wire control system for alarm/evac applications

SPECIFICATIONS	AT 20T
INPUT VOLTAGE	100 V
MAX. POWER	20 W
ATTENUATION	0 dB - 3 dB - 6 dB - 9 dB - 12 dB - OFF
MAX. DEPTH	50 mm

AT 40T

p/n 131.60.035

40 W / 100 V TRANSFORMER ATTENUATOR



- Attenuator for constant voltage systems, max 20W
- Universal mounting on any standard European electrical wall plate.
- 5 selectable positions + OFF volume control
- Bypass relay or 3-wire control system for alarm/evac applications

SPECIFICATIONS	AT 40T
INPUT VOLTAGE	100 V
MAX. POWER	40 W
ATTENUATION	0 dB - 3 dB - 6 dB - 9 dB - 12 dB - OFF
MAX. DEPTH	58 mm

CT 61

p/n 131.60.036

6 POSITION 1 WAY ROTARY SWITCHER



- 5 selectable position + OFF volume control
- To be used with TL 128 autotransformer
- Bypass relay or 3-wire control system for alarm/evac applications

SPECIFICATIONS	CT 61
INPUT VOLTAGE	100 V
MAX. POWER	120 W
MAX. DEPTH	58 mm

TL 128

p/n 133.60.050

120 W LINE TRANSFORMER

1˙140 g

68 x 72 x 85 mm



- The TL 128 transformer can be used in audio systems with constant voltage lines (usually 100 or 70V) to regulate the power of one or more acoustic speakers that have line transformers with a combined power of a maximum of 120 W
- It can be combined with a switch (up to 8 positions), in order to form a volume control that fades at 3 dB intervals

SPECIFICATIONS	TL 128
INPUT VOLTAGE	100 - 70 - 50 - 35 - 25 - 18 - 12 V
MAX. POWER	120 W
MINIMUM LOAD IMPEDANCE	83.3 - 41.7 - 20.8 - 10.4 - 5.2 - 2.6 - 1.3 Ω
FREQUENCY RESPONSE	60 ; 18.000 Hz (± 3 dB)

CP 52

p/n 131.60.034

5 POSITION 2 WAY ROTARY SWITCHER



- 5 Line selector for 100V system, load max 120W
- Bypass relay for emergency calls on line 1

SPECIFICATIONS	CP 52
MAX INPUT VOLTAGE	100 V
MAX. POWER	120 W
MAX. DEPTH	58 mm

UNIVERSAL LINE TRANSFORMERS

- High quality transformers suitable to connect loudspeakers with 4-8 Ω impedance (TD 105 excluded) to constant voltage lines (70-100V). It's possible to select different power values choosing different outputs.
- Thanks to material over-sizing and alternate layer windings, they offer high performance: dynamics and frequency response are particularly extended. They are suitable to drive professional speakers through constant voltage power amplifiers (TD 105 excluded)

TD 10 10 W UNIVERSAL LINE TRANSFORMER

p/n 133.60.045



SPECIFICATIONS	TD 10
OUTPUT POWER 4 Ω	1.2 - 2.5 - 5 - 10 W
OUTPUT POWER 8 Ω	0.6 - 1.2 - 2.5 - 5 - 10 W
FREQUENCY RESPONSE	50÷18'000 Hz
DIMENSIONS	86 x 53 x 59 mm
WEIGHT	500 g

TD 30 30 W UNIVERSAL LINE TRANSFORMER

p/n 133.60.046



SPECIFICATIONS	TD 30
OUTPUT POWER 4 Ω	15 - 30 W
OUTPUT POWER 8 Ω	7.5 - 15 - 30 W
FREQUENCY RESPONSE	50÷18'000 Hz
DIMENSIONS	87 x 53 x 68 mm
WEIGHT	700 g

TD 60 60 W UNIVERSAL LINE TRANSFORMER

p/n 133.60.047



SPECIFICATIONS	TD 60
OUTPUT POWER 4 Ω	15 - 30 - 60 W
OUTPUT POWER 8 Ω	7.5 - 15 - 30 - 60 W
FREQUENCY RESPONSE	50÷18'000 Hz
DIMENSIONS	77 x 77 x 79 mm
WEIGHT	1200 g

TD 120 120 W UNIVERSAL LINE TRANSFORMER

p/n 133.60.048



SPECIFICATIONS	TD 120
OUTPUT POWER 4 Ω	30 - 60 - 120 W
OUTPUT POWER 8 Ω	15 - 30 - 60 - 120 W
FREQUENCY RESPONSE	50÷18'000 Hz
DIMENSIONS	85 x 85 x 90 mm
WEIGHT	1900 g

TD 240 240 W UNIVERSAL LINE TRANSFORMER

p/n 133.60.049



SPECIFICATIONS	TD 240
OUTPUT POWER 4 Ω	60 - 120 - 240 W
OUTPUT POWER 8 Ω	30 - 60 - 120 - 240 W
FREQUENCY RESPONSE	50÷18'000 Hz
DIMENSIONS	98 x 89 x 100 mm
WEIGHT	3100 g

DRIVER REPLACEMENTS DIAPHRAGMS



MODEL	IMPEDANCE	LOUDSPEAKER	P/N
M 3	16 Ω	HD 125, HD 125/T	154.10.005
M 22	4 Ω	MG 200	154.10.010
M 24	16 Ω	HD 1110	154.10.026
M 25	8 Ω	HD 1110	154.10.027
M 26	16 Ω	HD 216/ST	154.10.028
M 27	16 Ω	HD 2220. HD 2220/T, HD 3421. HD 3421/T	154.10.029
M 29	16 Ω	HD 1120, HD 1120/T	154.10.031
M 30	8 Ω	HD 1120	154.10.032
M 31	16 Ω	D 3045, D 3045/T, D 3045/TS, D 5076	154.10.033
M 40	16 Ω	HD 3418, HD 3418/T	154.10.040
M 96	8 Ω	HD 3216/T, HD 3216, HD 210/T , HD 2414/T	154.20.021
M 97	16 Ω	HD 410/T, HD 4020/T	154.20.020
M 99	8 Ω	HD 310/T	154.10.099
MG 80		MG 80	035.31.050

IM 2220

p/n 133.60.089

PORTABLE IMPEDANCE TESTER



- The IM 2220 is a portable instrument, easy to use for measuring the impedance of the constant voltage speaker lines or of a single loudspeaker.
- The test range is quite wide thanks to the three measure fields (20 Ohm,200 Ohm, 2000 Ohm). It is suitable for both commercial audio and domestic use.
- The IM 2220 is easy to use, comfortable and safe, thanks to the large control knob, to the large display and the high insulation.
- Meets IEC-1010 (EN 61010); CAT III 100V
- Display 3 ½ digit LCD
- Data HOLD indication
- Automatic switch-off of the pilot tone after 20s unless the LOCK key is pressed
- Automatic switch-off of the device after 15 minutes without being used

SPECIFICATIONS	IM 2220
SIGNAL TEST FREQUENCY	1 kHz
ACCURACY	± 2%
ALTITUDE	2000 m (~ 6500 ft)
OPERATING TEMPERATURE	0 ÷ 40°C (32 ÷ 104 °F)
POWER SUPPLY	9 V c.c (6 x 1.5 V AA, ALCALINE)
DIMENSIONS	168 x 110 x 62 mm
WEIGHT	0.5 Kg

RACK COMPONENTS

For the optimum management of the system configurations.





MODEL	CR 2615	CR 2615 FV	CR 2628	CR 2642
PART NUMBER	171.70.080	171.70.129	171.70.081	171.70.082
TYPE	15 U	15 U	28 U	42 U
BASE DIMENSIONS	600 x 600 mm	600 x 600 mm	600 x 600 mm	600 x 600 mm
HEIGHT	800 mm	800 mm	1600 mm	2000 mm
WEIGHT	26 Kg	30 Kg	54 Kg	68 Kg
MAX LOAD	105 Kg	100 Kg	320 Kg	350 Kg
VENTILATION	-	Thermostat controlled	Thermostat controlled	Thermostat controlled
Thermal Dissipation 25 °C	230 W	3130 W	3280 W	3320 W
Thermal Dissipation 35 °C	140 W	2070 W	2160 W	2180 W
INCLUDED ACCESSORIES	4 wheels with braking system	4 wheels with braking system	-	-
MODEL DOOR	AK 2615	AK 2615	AK 2628	AK 2642
PART NUMBER DOOR	(173.60.028)	(173.60.028)	(173.60.029)	(173.60.030)

CR 2600

RACK ENCLOSURES



- The CR 2600 series rack enclouseres are designed to hold all RCF 19" rack standard components.
- They are constructed in compliance with the IEC 297-2 dimensional standard, and the depth is 600 mm for all models.
- The structure is made of steel painted RAL 7035 light grey. The rack enclosures are bake-painted at high temperature using epoxy powders to make the structure unalterable over time and resistant to scratching, abrasion, and atmospheric agents.
- The protection level is IP 30. The CR 2600 SERIES rack enclosures are composed of a basic structure that is assembled simply and quickly by fitting and securing four steel uprights to the upper and lower panels.
- The lower door and side panels are fitted following the wiring operations to facilitate the insertion and connection of the components. The lower panel, which forms the base of the rack, has openings for the passage of external connection cables (speaker lines, power supply, data, etc.) that are sized and shaped to guarantee the electrical safety of the structure. The earthing of the rack complies with current safety regulations.
- For the optimisation of the internal wiring, supports are supplied to gather the cable and attach them in an orderly fashion. The packing materials can be reused for transport the enclosure once it has been wired.
- Front doors are also available, which are useful for to protect the components installed in the rack.

PV 2603

p/n171.70.137

VENTILATION UNIT



5'000 g

mm

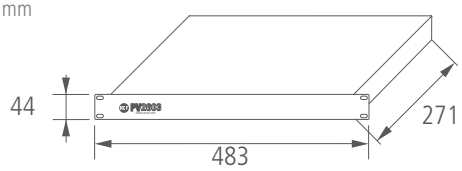

- PV 2603 is a ventilation unit composed by 3 blowers (230 V ac) and a main switch. The blowers turn on due to the activation command of a thermostat included ia all RCF CR 2600 rack cabinets series.
- The ventilation unit has an air flow capacity of 500 m /h
- 9" Rack muonting, 1 unit
- Main switch placed on the rear panel
- Low noise



RR 2601

p/n 173.60.038

RACK WHEELS KIT

- Wheels for RCF rack cabinets CR 2628 and CR 2642.
- The kit includes 2 wheels with brake and 2 swivel wheels. Wheel diameter: 80 mm .
- The maximum applicable load does not change when wheels are mounted.



AR 2605

p/n 173.60.027

FRAME WITH POWER SOCKETS

- 5-socket frame, Schuko and Italian standard, on back-rack support 2U.
- Portion of Omega bar for installing 5 Omega standard modules
- 16A total capacity; cable included



AR 1051-N

p/n 173.10.058

RACK LATERAL SUPPORT

- 1U accessory for installation in RCF CR2600 series racks



AR 1052-N

p/n 173.10.059

RACK LATERAL SUPPORT

- 2U accessory for installation in RCF CR2600 series racks



P AER1

p/n 171.30.149

FRONT VENTILATION PANELS

- Front ventilation panel, 1U for CR 2600 series racks, RAL 9005 black

CLOSURE PANELS

PU 1

p/n 171.70.145



- RAL 9005 black

PU 2

p/n 171.70.146



- RAL 9005 black

PU 3

p/n 171.70.147



- RAL 9005 black

PU 4

p/n 171.70.148



- RAL 9005 black

SA 2095

RACK CONTROL UNIT

p/n 171.30.046



2'900 g

mm

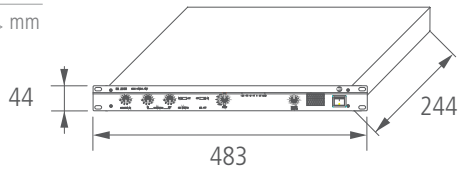

- Allows centralised switch-on of the equipment installed in the rack enclosure and directly connected to the 230 Vac 8A output.
- 6 unbalanced inputs on terminal strip 775mV for pre-listening to sound sources, selection switch
- Balanced inputs on terminal strip for 100/70/50V power amplifier for audio monitoring of six amplifiers at constant voltage, selection switch
- Internal monitor loudspeaker with volume control, LED VU Meter
- 1U 19" rack
- Color: grey RAL 7021

SPECIFICATIONS	SA 2095
SOURCE INPUTS - SENSITIVITY	0 dBu (775 mV)
POWER AMPLIFIERS - SENSITIVITY	100 V (70 V o 50 V SELECTABLE INTERNALLY); COSTANT IMPEDANCE
SENSITIVITY VU-METER	0 dBu (775 mV); (200 mV o 80 mV SELECTABLE INTERNALLY)
ATTENUATION VOLUME SPEAKER	0 dB - 1.2 dB - 1.9 dB - 3 dB - 5.2 dB - OFF
REMOT CONTROL	BY MEANS OF CONTACT OR 10÷24 Vdc EXTERNAL SUPPLY
MAX. CURRENT THAT CAN BE TAPPED	8 A (AC OUTLET)
POWER SUPPLY	220÷240 V / 110÷120 V (50 / 60 Hz)
CONSUMPTION	10 VA
CONNECTORS INPUT/OUTPUT	SCREW RERMINAL

ACCESSORIES

AC XLR-3M3F

CONNECTORS

p/n 133.60.102



- XLR CONNECTORS KIT:

  - 3 XLR Female connector with nickel body and silver contacts
  - 3 XLR Male connector with nickel body and silver contacts

2+2/C

AUDIO CABLE

p/n 143.40.013



- 4 Pole cable, 2 shielded wire and 2 unshelded, available in 200 meters coils (code refers to 1 meter cable)

2/C

AUDIO CABLE

p/n 143.40.012



- 2 Pole shielded cable, available in 200 meters coils (code refers to 1 meter cable)

AC 1503

CERAMIC TERMINAL WITH THERMAL FUSE ACCESSORY

p/n 133.60.112

- Accessory with ceramic terminal and a thermal fuse to connect a loudspeaker in sound systems for emergency purposes



RD 2008

DIGITAL PLAYER RECORDER

p/n 171.15.002



2'900 g

mm

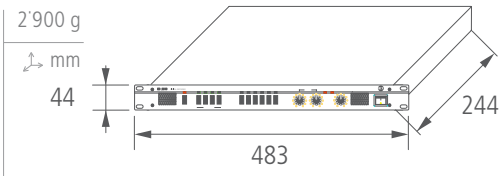

- Recording/playback of four messages of 30 seconds each or two messages of 60 seconds each using solid state memory
- Electret cardioid microphone on the front panel
- Recording input with adjustable sensitivity on XLR connector
- MUSIC IN input for sound source, interrupted during transmission of messages, on screw connectors
- Controls for message recording and playback on the front panel, excludable
- Alarm key at maximum priority, auxiliary control
- Monitor loudspeaker
- Volume controls for messages, siren, monitor loudspeaker with removable knobs
- Screw connectors for remote message activation, single or continuous
- Auxiliary relay that switches to activate message playback
- 1U 19" rack

SPECIFICATIONS	RD 2008
OUTPUTS-VOLTAGE	0 dBu (775 mV)
FREQUENCY RESPONSE	20 - 3.800 Hz
SAMPLING FREQUENCY	8 kHz
RECORDING CYCLES	100.000
SENSITIVITY IN INPUT	(MIC) - 55 dBu (2.45 mV); (AUX) 0 dBu (775 mV)
POWER SUPPLY	220÷240 V / 110÷120 V (50 / 60 Hz)
CONNECTORS INPUT	1 x XLR - SCREW TERMINAL
CONNECTORS OUTPUT	SCREW TERMINAL

VR 1004

MULTI-ZONE POWER REGULATOR

p/n 171.20.055



3'900 g

mm

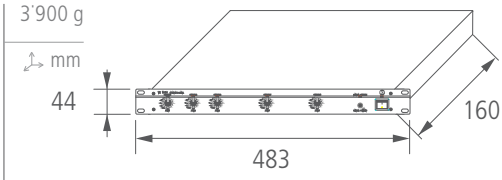

- Operates on four lines of speakers at 100V constant voltage
- 4 independent inputs
- Can control up to 60W per line
- By-pass control on attenuation by front panel pushbutton or by closing controls
- Reset of maximum level in case of absence of power supply
- 1U 19" rack
- Power supply 230Vac and emergency power supply in direct current (24Vdc)

SPECIFICATIONS	VR 1004
OUT POWER	60 W (1 attenuator)
OUTPUT VOLTAGE	100 V, 70 V
ATTENUATION	0 dB - 1.2 dB - 1.9 dB - 3 dB - 5.2 dB - OFF
REMOTE CONTROL	DRY CONTACT OR 10÷24 Vdc EXTERNAL SUPPLY
MINIMUM IMPEDANCE TO THE SECONDARY	[100 V]: 167 Ω - [70 V]: 82 Ω
POWER SUPPLY	220÷240 V / 110÷120 V (50 / 60 Hz)
CONSUMPTION	10 VA
CONNECTORS	SCREW TERMINAL

RT 2006

p/n 171.70.125

RACK CONNECTIONS FOR POWER TRANSFORMERS TD 300-TD 500-TD 1000



2'700 g

mm

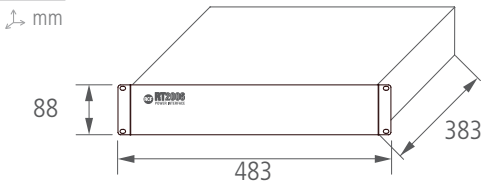

- The RT 2006 is a 2 standard unit 19" high rack container to house and connect up to 6 TD 300 transformers, 4 model TD 500 transformers or 2 TD 1000 transformers.
- Different transformers can also be combined within the transformer panel.
- The RT 2006 has an interface circuit with connection terminals between amplifiers, transformers and speaker lines.
- The connections are all removable and sized for maximum applicable power.
- Easy transformer installation and connection to terminals
- Thanks to material over-sizing and alternate layer windings, frequency response of the transformers is particularly extended. These transformers can be used also with professional high performance loudspeakers.

SPECIFICATIONS	TD 300 - TD 500 - TD 1000
INPUT IMPEDANCE (PRIMARY)	4 Ω (35 V - TD 300; 45 V - TD 500; 63 V - TD 1000)
OUTPUT VOLTAGE (SECONDARY)	100 V (33 Ω - TD 300; 20 Ω - TD 500; 10 Ω - TD 1000)
FREQUENCY RESPONSE	50 - 20.000 Hz
THERMAL DETECTION THRESHOLD	90° C
NOMINAL POWER	300 VA (TD 300); 500 VA (TD 500); 1000 VA (TD 1000)
DIMENSIONS (DIAMETER, HEIGHT)	ø 115 mm, 65 mm (TD 300); ø 125 mm, 70 mm (TD 500); ø 170 mm, 75 mm (TD 300)
NET WEIGHT	2.7 kg (TD 300); 3.3 kg (TD 500); 7.2 kg (TD 1000)
INPUT CONNECTORS	SPEAKON (RT 2006)
OUTPUT CONNECTORS	SCREW TYPE EUROBLOCK (RT 2006)

TD 300

p/n 171.70.126

300W PROFESSIONAL AUDIO TOROIDAL TRANSFORMER

TD 500

p/n 171.70.127

500W PROFESSIONAL AUDIO TOROIDAL TRANSFORMER

TD 1000

p/n 171.70.128

1000W PROFESSIONAL AUDIO TOROIDAL TRANSFORMER



Nominal 300W TD 300 Toroidal transformer, main 4Ω, secondary 100V
Terminals for quick connection to panel RT 2006
Quick transformer mounting inside the rack chassis with the supplied kit

Nominal 500W TD 500 Toroidal transformer, main 4Ω, secondary 100V
Terminals for quick connection to panel RT 2006
Quick transformer mounting inside the rack chassis with the supplied kit.

Nominal 1000W TD 1000 Toroidal transformer, main 4Ω, secondary 100V
Terminals for quick connection to panel RT 2006
Quick transformer mounting inside the rack chassis with the supplied kit

MOBILE AMPLIFICATION

Portable systems for all the situations in which mobility is important.



MG 80

MEGAPHONE

p/n 131 40 011

EASYLINE SOLUTIONS



- Speaker with high directivity and efficiency for intelligible speech reproduction
- Musical power/RMS: 38/25W
- Sound pressure level at musical power: 122 dB/1 m
- Angle of dispersion related to speech intelligibility: (HxV) 60°x50°
- Sturdy IP 66 double insulation construction for temperatures between -25°C and +70°C
- Approximated range 500m
- High-pass filter to protect the driver against low frequencies out of range
- Body in UV stabilised self-extinguishing ABS, RAL 7035 grey
- Stainless steel attachment bracket included
- Dimensions (W x H x D): 310 x 165 x 320 mm

SPECIFICATIONS	MG 80
NOMINAL POWER	10 W RMS - 25 W MAX
FREQUENCY RESPONSE	500 ÷ 9.000 Hz (± 3 dB)
S/N RATIO	50 dB (1 W)
MICROPHONE SENSITIVITY	- 37 dB ± 3 dB
DISTORTION	< 1.5 % (1 kHz)
DIMENSIONS	Ø 230 x 370 mm
WEIGHT	1.4 Kg (NO BATTERY)

AM 6020

MOBILE AMPLIFIER

p/n 121.10.012



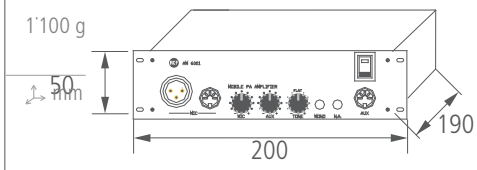

- 2 unbalanced AUX stereo inputs on DIN connector
- 1 balanced microphone input on DIN connector, 1 balanced microphone input on XLR connector
- Circuit for automatic attenuation of music in the presence of announcements
- One-tone signal generator 600 Hz (siren)
- Protection against overload and short circuits
- Power supply 12 Vdc or 24 Vdc selectable

SPECIFICATIONS	AM 6020
TYPE	STEREO AMPLIFIER
FREQUENCY RESPONSE	150÷6.000 Hz (mic) 20÷15.000 Hz (aux)
CONSUMPTION	80 W (24 V cc) - 40 W (12 V cc)
NOMINAL POWER	20+20 W (24 V cc) - 10+10 W (12 V cc)
INPUT SENSITIVITY	50 mV ÷ 5 V RMS
CONNECTORS	DIN o XLR / 0,7 mV – 2 KOhm (mic), e DIN (aux) / 150 mV – 22 KOhm

MD 6000-X

MICROPHONE WITH PUSH-BUTTON FOR MOBILE SYSTEMS

p/n 141.15.021



- Unbalanced unidirectional handheld microphone optimised for voice reproduction
- On/off pushbutton incorporated in the shockproof plastic body. Colour: black
- Extendable screened cable with 5-pole XLR 3 pin connector amplifier side
- Accessory included to hang the microphone on a vertical surface

SPECIFICATIONS	MD 6000-X
TYPE	Dynamic, unidirectional
IMPEDANCE	600 Ω
FREQUENCY RESPONSE	60 ÷ 3000 Hz
SENSITIVITY	- 70 dB ± 3 dB (0 dB=1V/µbar, 1kHz)
CONNECTORS	3 pin XLR

HD 3216

PLASTIC HORN SPEAKER WITH DRIVER

p/n 131.33.039

EASYLINE SOLUTIONS

2'100 g
2'500 g
310x 165 x 290 mm
310x 165 x 320 mm



- Speaker with high directivity and efficiency for intelligible speech reproduction
- IP 66 double insulation construction for temperatures between -25°C and +70°C
- High-pass filter to protect of the driver against low frequencies out of range
- Body in UV stabilised self-extinguishing ABS, RAL 7035 grey
- Stainless steel attachment bracket included

SPECIFICATIONS	HD 3216
POWER	25 W RMS – 38 W MAX
POWER (CONSTANT VOLTAGE)	-
INPUT	8 Ω
FREQUENCY RESPONSE	250 ÷ 10.000 Hz (± 3 dB)
SENSITIVITY (1 m / 1 W)	106 dB
ANGLE OF COVERAGE	60° (HORIZ.); 50° (VERT.)
MAXIMUM SOUND PRESSURE	122 dB (1 m / POT. MAX)

ST 7300

UNIVERSAL VEHICLE SUPPORT FOR HORN SPEAKERS

p/n 133.20.036



- Horn support to use with bridge for car roof. It can be connected to the luggage carrier
- Allows to rotate the horn 160°
- Dimensions: 230 x 90 x 18 mm. Weight: 0.5 Kg

MOVE 60 S

p/n 130.00.142

PORTABLE BI-AMPLIFIED SPEAKER WIITH CD/USB/MP3 PLAYER

5'150 g

mm



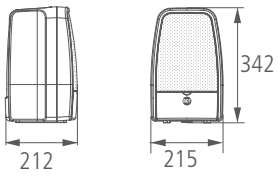

- Portable bi-amplified speaker with integrated sound source
- Works with internal rechargeable batteries or 12V adapter
- Digitally controlled integrated recharge system
- UHF receiver with gain control, to be used with TX516 or PX516
- XLR universal mic/line input with gain control
- Auxiliary input on RCA connectors
- LED radio carrier, battery, speaker status indication
- Easy to carry thanks to top handle and carrying belt
- Mounting hole for standard microphone stand
- CD/USB/Mp3 player with infrared remote control included
- 230Vac adapter and 10 type C batteries included
- Battery duration 2 to 4 hours depending on the use

MOVE 60

p/n 130.00.141

PORTABLE BI-AMPLIFIED SPEAKER WITH UHF RECEIVER

3'000 g

mm



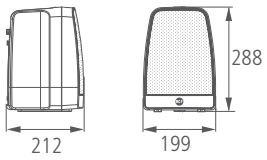

- Portable bi-amplified speaker with integrated sound source
- Works with internal rechargeable batteries or 12V adapter
- Digitally controlled integrated recharge system
- UHF receiver with gain control, to be used with TX516 or PX516
- XLR universal mic/line input with gain control
- Auxiliary input on RCA connectors
- LED radio carrier, battery, speaker status indication
- Easy to carry thanks to top handle and carrying belt
- Mounting hole for standard microphone stand
- 230Vac adapter and 10 type C batteries included
- Battery duration 2 to 4 hours depending on the use

REAR VIEW





SPECIFICATIONS	MOVE 60 S	MOVE 60
SYSTEM	2 WAYS BIAMPLIFIED, ACTIVE BASS REFLEX	2 WAYS BIAMPLIFIED, ACTIVE BASS REFLEX
RMS POWER	30 W	30 W
FREQUENCY RESPONSE	95 ÷ 16'000 Hz	95 ÷ 16.000 Hz
SOUND PRESSURE LEVEL (SPL)	105 dB MAX	105 dB MAX
TRANSDUCERS	WOOFER 6.5" ; COIL 25 mm; DOME TWEETER 1"	WOOFER 6.5"; COIL 25 mm; TWEETER 1"
FREQUENCY RESPONSE (INTERNAL SOURCE)	20 ÷ 20.000 Hz	-
HARMONIC DISTORSION (INTERNAL SOURCE)	≤ 0.1 % (1 kHz, 0 dB)	-
SIGNAL / NOISE RATIO	≥ 70 dB	-

TX 516

UHF HAND-HELD TRANSMITTER MICROPHONE

p/n 141.15.018



230 g

mm

- UHF handheld transmitter/microphone
- Suitable for speaking or singing voice
- Equipped with a unidirectional electret capsule placed on a rubber suspension to limit disturbance caused by hand movements
- ON/OFF and Mute switches
- Digital radio carrier control
- LED battery status indicato

SPECIFICATIONS	TX 516
TYPE	ELECTRET, CARDIOID, HANDHELD
CARRIER FREQUENCY	UHF, 770÷870 MHz
FREQUENCY RESPONSE	35 ; 16.000 Hz
POWER CONSUMPTION	60 mA
IRRADIATED POWER	10 mW (MAX)

PX 516

POCKET SIZE UHF TRANSMITTER

p/n 141.15.019



120 g

mm

- Pocket size UHF transmitter
- Transmitter with a belt clip to be used with the Lavalier LA 500 microphone or the HE 502 headset.
- Input sensitivity trimmer
- Digital radio carrier control
- ON/OFF and Mute switches with security lock
- LED peak indicator
- LED battery status indicator
- Suitable for line level signals

SPECIFICATIONS	PX 516
TYPE	BELT PACK
CARRIER FREQUENCY	UHF, 770÷870 MHz
POWER CONSUMPTION	60 mA
IRRADIATED POWER	10 mW (MAX)
INPUT AUDIO SENSIBILITY	50 mV ÷ 5 V RMS
CONNECTOR	JACK 3.5 mm, 3 POLE SCREW DOWN

LA 500

LAVALIER MINIATURE MICROPHONE

p/n 143.80.015



- Lavalier miniature microphone
- Condenser tie-clip microphone ideal for lecturers/presenters, video and theatre applications.
- Especially suitable to work with MOVE PX516 pocket transmitters.
- Condenser capsule with cardioid characteristic

HE 502

HEADSET MICROPHONE

p/n 143.80.016



- Headset lightweight microphone
- Ideal for presenters or anywhere hands free operations is necessary.
- Good insulation from environmental noise
- Especially suitable to work with MOVE PX516 pocket transmitters.
- Condenser capsul, cardioid pattern.

ALPHANUMERICAL INDEX

PRODUCT	P/N	PAGE
2/C	143.40.012	87
2+2/C	143.40.013	87
A 504-N	143.80.014	31
A 507	143.10.008	31
A1331	133.60.123	60
AC 100B	133.60.037	63
AC 1503	133.60.112	63
AC 1660	143.80.009	30
AC 50B	133.60.038	61
AC 7212	171.70.152	9
AC AD 2505	143.80.022	31
AC S50DK	143.80.011	31
AC S76FL	143.80.027	31
AC S64FL	143.80.010	31
AC XLR-3M3F	133.60.102	31
AC XLR-3M3F	133.60.102	87
AM 1122-N	121.35.045	44
AM 2080	121.35.062	41
AM 2160	121.35.058	40
AM 2320	121.35.059	40
AM 6020	121.10.012	91
AR 1051-N	173.10.058	86
AR 1052-N	173.10.059	86
AR 1620	173.60.031	30
AR 2605	173.60.027	86
AR 3000	133.60.101	38
AS 1606	143.80.004	30
AT 10Z	131.60.032	80
AT 20T	131.60.033	80
AT 40T	131.60.035	81
B		
BD 2412 BS	131.33.057	67
BD 42	130.00.247	66
BM 3001	143.22.008	28
BM 3001	143.22.008	40
BM 3003	143.22.012	28
BM 3003	143.22.012	38
BM 3014	143.20.135	28
BM 3022	143.22.013	29
BM 3067	143.20.138	15
BM 4601	171.70.074	12
BM 5001WM	171.70.087	12
BM 7601	143.22.017	11
BM 7608	143.22.015	10
BM 7608D	143.22.016	10
BM 7608DFM	143.22.014	11
BM 7624D	143.22.018	11
BM 8001	125.10.007	16
BP 6010	123.20.027	47
BS 2620	131.10.006	58
BS 8	131.33.054	58
C		
CA 223U	143.80.008	30
CA 3000	123.10.020	15
CA 40	143.40.020	15
CA 4000	125.10.013	17
CA 5XX	143.40.017	31
CA Y	123.10.001	21
CA20	143.40.014	21
CA40	143.40.020	21
CP 52	131.60.034	81
CR 2615	171.70.080	84
CR 2615 FV	171.70.129	84
CR 2628	171.70.081	84
CR 2642	171.70.082	84
CS 3041	130.00.231	68
CS 3082	130.00.232	68
CS 6520	131.50.005	69
CS 6940	131.50.006	69
CT 61	131.60.036	81
D		
D 5076	151.10.017	79
DI.CO DEL PLUS	143.20.010	21
DI.CO PRES PLUS	143.20.011	21
DI.CO SYS	121.70.021	20
DM 41	130.00.049	62
DM 41- B 16	130.00.185	62
DM 61	130.00.050	62
DMW 20A	130.00.265	63
DP 1420EN	131.33.071	67
DP 2X	130.00.104	66
DP 2X/1	130.00.107	67
DP 4	130.00.106	66
DS 313/WT	00.06.081	55
DU 100X	130.00.105	59
DU 31	130.00.204	60
DU 31AT	130.00.220	60
DU 50EN	131.33.049	59
E		
E.LI.S.A. 100	131.10.072	61
E.LI.S.A. 50	131.10.071	61
ES 3160	121.35.057	39
ES 3323	121.35.064	38
H		
H 6045	131.20.011	79
HD 1110 (8 Ω)	131.33.030	79
HD 210/T	131.33.040	78
HD 216/ST	131.30.035	77
HD 2414/T	131.33.036	77
HD 310/T	131.30.001	78
HD 3216	131.33.039	91
HD 3216/T	131.33.037	77
HD 410/T	131.33.041	78
HE 2006	141.15.023	26
HE 502	143.80.016	93
HS 1026W	131.10.062	54
I		
IS 1055	171.70.164	35
L		
LA 500	143.80.015	93
LB 3340	171.20.053	49
LD 5002EN	171.70.089	13
LI 7903	171.70.141	8
LT 7208 EN	171.70.139	8
M		
M 22	154.10.010	83
M 24	154.10.026	83
M 25	154.10.027	83
M 26	154.10.028	83
M 27	154.10.029	83
M 29	154.10.031	83
M 3	154.10.005	83
M 30	154.10.032	83
M 31	154.10.033	83
M 40	154.10.040	83
M 80	154.10.080	83
M 96	154.20.021	83
M 97	154.20.020	83
M 99	154.10.099	83
MA 3B	00.08.056	70
MA 3W	00.08.057	70
MA 4X	133.60.009	71
MA 5B	00.08.058	70
MA 5W	00.08.059	70
MA 8-2	133.20.054	71
MC 4040	141.15.020	25
MC 5030	141.15.005	29
MD 6000-X	141.15.021	91
MD 7600	141.15.014	24
MD 7800	141.15.013	24

PRODUCT	P/N	PAGE
MF 6000	121.35.020	46
MG 80	035.31.050	83
MG 80	131 40 011	90
MOVE 60	130.00.141	92
MOVE 60 S	130.00.142	92
MP 300	121.70.094	32
MP 301	124.01.006	33
MP 302	124.01.007	33
MP 321	124.01.008	32
MP 341	124.01.005	33
MQ 100L	130.00.186	75
MQ 100L-W	130.00.187	75
MQ 30P-B	130.00.068	72
MQ 30P-W	130.00.058	72
MQ 50-B	130.00.070	73
MQ 50-W	130.00.056	73
MQ 50C-W	130.00.081	74
MQ 50i-W	130.00.139	74
MQ 60H Link B	133.60.081	73
MQ 60H Link W	133.60.080	73
MQ 60H-B	130.00.072	73
MQ 60H-W	130.00.060	73
MQ 80P-B	130.00.094	72
MQ 80P-W	130.00.096	72
MQ 90S-B	130.00.097	75
MR 33T	00.07.140	70
MR 33WT	00.07.141	70
MR 44T	00.07.142	70
MR 44WT	00.07.354	70
MR 55	00.07.143	71
MR 55W	00.07.355	71
MR 88	130.00.021	71
MR 88W	130.00.022	71
MS 1033	171.70.108	34
MS 520	121.35.043	18
MT 3100	141.10.079	25
MT 3200	141.10.080	25
MT 7308EN	171.70.159	9
MU 7100 EN	171.70.157	7
MX 1822	171.40.001	51
O		
OT 3500	171.20.056	49
P		
P AER1	171.30.149	86
PB 6024	121.35.035	48
PD 1066	171.20.047	15
PEP/7	143.50.028	21
PL 40	131.33.045	54
PL 50	131.33.060	55
PL 60	131.10.214	55
PL 60FD	131.33.059	56
PL 6X	131.33.042	56
PL 70EN	131.10.029	56
PL 80/A	00.06.089	57
PL 81/A	00.06.090	58
PL 8X	131.33.043	57
PLF 30	131.33.061	54
PR 4092	121.35.032	50
PR 5006EN	171.70.088	13
PS 3400	171.30.006	49
PS 4048	171.70.158	9
PS 6060	121.35.049	48
PS 6320	121.35.023	49
PS 6640	121.35.037	49
PU 1	171.70.145	86
PU 2	171.70.146	86
PU 3	171.70.147	86
PU 4	171.70.148	86
PV 2603	171.70.137	85
PX 2106	142.50.009	26
PX 4116	142.50.010	27
PX 516	141.15.019	93
R		
RB 3300	171.20.051	49
RC 62-G grey	133.60.040	19
RC 62-S silver	133.60.041	19
RC 62-W white	133.60.039	19
RD 2008	171.15.002	88
RM 8080	125.10.009	16
RO 7102	171.70.151	9
RR 2601	173.60.038	86
RT 2006	171.70.125	89
RU 8020	125.10.056	17
S		
SA 2095	171.30.046	87
SB 3320	171.20.052	49
SE 5120	171.70.083	12
SEP/7	143.50.027	21
SI 7120	171.70.153	9
ST 7300	133.20.036	91
SV 7982	171.70.140	8
T		
TD 10	133.60.045	82
TD 1000	171.70.128	89
TD 120	133.60.048	82
TD 240	133.60.049	82
TD 30	133.60.046	82
TD 300	171.70.126	89
TD 500	171.70.127	89
TD 507	133.30.006	79
TD 60	133.60.047	82
TL 128	133.60.050	81
TX 2006	142.50.007	26
TX 4016	142.50.008	27
TX 516	141.15.018	93
U		
UP 1123	121.35.025	44
UP 2081	121.35.071	42
UP 2082	121.35.066	43
UP 2161	121.35.060	42
UP 2162	121.35.065	43
UP 2321	121.35.061	42
UP 6081	121.35.022	48
UP 6241	121.35.021	48
UP 6481	121.35.036	48
UP 8501	121.35.070	45
UP 8502	121.35.077	45
UP 8504	121.35.079	45
V		
VR 1004	171.20.055	88
WS 620XT	131.33.044	57

HEADQUARTERS:

RCF S.p.A. Italy
tel. +39 0522 274 411
e-mail: info@rcf.it

RCF UK
tel. 0844 745 1234
Int. +44 870 626 3142
e-mail: info@rcfaudio.co.uk

RCF France
tel. +33 1 49 01 02 31
e-mail: france@rcf.it

RCF Germany
tel. +49 2203 925370
e-mail: germany@rcf.it

RCF Spain
tel. +34 91 817 42 66
e-mail: info@rcfaudio.es

RCF Belgium
tel. +32 (0) 3 - 3268104
e-mail: belgium@rcf.it

RCF USA Inc.
tel. +1 732-9026100
e-mail: info@rcf-usa.com

www.rcf.it

05/2012-SM

10116151

RCF

the rules of sound