




**COMMERCIAL AUDIO PUBLIC ADDRESS**  
**COMPONENTS AND SYSTEMS**

sound culture



ENG 2014









Founded in 1949, RCF built its history of sound amplification from basic solutions for small spaces to vast and complex digital systems for theatres, shopping malls, airports, railway stations, underground metro's, exhibition centres, schools, hospitals, sports arenas, stadia, hotels. Our Product's design and manufacturing are held in the Reggio Emilia headquarters where more than 240 people are employed ensuring the high quality of RCF's products and systems.



Today RCF produces a wide and diverse range of products to satisfy any sound and musical amplification need. This can range from a single product to complete integrated solution. In doing so, the company can cover everything from a small project to very large and complex system. RCF controls every step of the production process, from the design to the construction and marketing of its products. Owning its own transducers technology gives RCF an enormous advantage in the development of complete speaker systems, achieving the perfect match between transducers and electronics, now more and more focused on digital technology.





The continuing effort in research and development is a strategic asset, in which the company invests a great amount of human, financial and technical resource.

The high knowledge level reached by the Company led to a close cooperation with Universities in the research of new materials, of innovative production process and for the study of algorithms to apply in the newest digital products.

Thanks to the constant innovation by a group of dedicated sound engineers, the company offers a range of groundbreaking products that takes the RCF brand, a protagonist of 'Made In Italy' into the audio sector all over the world.



#### THE REGGIO EMILIA HEADQUARTERS INCLUDE:

- an advanced factory for the production and after sales services;
- laboratories and hi tech instruments for testing, research and development of the products;
- modern machines for packing and shipment;
- anechoic chambers for acoustic measurements;
- tools for testing vibrations and thermal behaviour;
- real time materials handling management with computers and software.

A strict **Quality Control** dept verifies, for every component and finished product, the reaching of the established standards. Special procedures and severe controls complying to the highest international standards have been implemented and all products are tested one by one. **RCF has been certified ISO 9001 since 1995.**

**RCF has a complete International project design office.** Our team has available Professional Acousticians – Electronic System designers and Professional Engineers that will work to provide project quotations and designs for any system large or small. We work in partnership with Integrators, Consultants, Engineering Companies from initial design through to final system commissioning.

# INDEX



## SOUND SYSTEMS EN 54-16 AND EN 60849 NORM COMPLIANT

To completely control and manage background music and paging, even for emergency and evacuation purposes, with signals and controls EN 60849 compliant.

6



## MULTI-ZONE SYSTEMS

Paging and background music to different zones.

16



## CONFERENCE SYSTEMS

Flexible, easy to use and install. Suitable for any small hall or council chambers.

20



## MICROPHONES AND WIRELESS MICROPHONES

Optimised in the voice frequency range to guarantee maximum speech clarity.

22



## AUDIO SOURCES

CD players, Radio receivers, message players for every hi-fidelity listening need.

34



## AMPLIFIERS AND PREAMPLIFIERS

For constant voltage systems or professional audio applications.

36



**FLUSH MOUNTED AND WALL SPEAKERS  
SOUND PROJECTORS, MONITORS AND COLUMN SPEAKERS  
HORN SPEAKERS**

**48  
58  
70**



**VOLUME ATTENUATORS AND AUDIO TRANSFORMERS**

To adjust the audio system according to specific needs.

**74**



**RACK COMPONENTS**

For the optimum management of the system configurations.

**78**



**MOBILE AMPLIFICATION**

Portable system for all the situations in which mobility is important.

**82**

**ALPHANUMERICAL INDEX**

**84**



# SOUND SYSTEMS EN 54-16 AND EN 60849 NORM COMPLIANT

To completely control and manage background music and paging, even for emergency and evacuation purposes, with signals and controls EN 54-16 and EN 60849 compliant.



PRODUCT	DXT 9000	DXT 7000	SE 5000
MAX. NUMBER OF ZONES	128 expandable	256	1 Alarm, 10 local announc. or music
REDUNDANCY AMPLIFIER AND LINE CONTROL	YES	YES	YES
STAND-BY AMPLIFIER CONTROL	YES	Inside for the amplifier associated	-
MAX. NUMBER OF PAGING MICROPHONES	32 expandable	32	3
INTERACTIVE LCD ON THE BASE	YES	YES	-
SIMULTANEOUS AUDIO CHANNEL	12 on master unit, 2 for amp unit, 4 digital channels per bus	7 for unit, 32 units for system	2
PAGING MICROPHONE PROGRAMMABILITY	YES	YES	-
AUDIO SOURCE INPUTS	3 + 1 MP3 player on master unit, 2 for amp unit	6 for unit, 32 units for system	1
AUX AUDIO ANALOG. IN / OUT CONNECTION	2 on master, 2 on amp; 1 master + 31 amp for system	5 / 1 for unit, 32 units for system	1 / 1
CONFIGURATION	PC + front panel	PC	DIPs
EVACUATION / ROUTINE INSIDE MESSAGE RECORDER PLAYER	YES/YES	YES/YES	YES / -
DSP AUDIO PROCESSING	YES	YES	-
INTERFACE	Ethernet + USB + serial	USB + Serial	-
PAGING MICROPHONE CABLES	CAT 6 FTP or J Type (RCF)	CAT 6 FTP or J Type	CAT 6 FTP or J Type
SYSTEM CONNECTIONS CABLES	J Type (RCF)	CAT 6 or J Type	CAT 6 or J Type
LOUDSPEAKER CABLES	Twisted pairs. The wire section shall be chosen according to the connected power	Twisted pairs. The wire section shall be chosen according to the connected power	Twisted pairs. The wire section shall be chosen according to the connected power
DIGITAL REMOTE CONTROL	YES	YES	-
BACK-UP POWER SUPPLY	48 Vcc	External UPS	Intenal Battery
EN 60849 COMPLIANT	YES	YES	YES
BS 5839-8 COMPLIANT	YES	-	YES

# MU 9186

MASTER UNIT

| p/n 171.70.160



# MX 9502

2 X 250W AMPLIFIED MASTER UNIT

| p/n 171.70.174

# MX 9504

4 X 125W AMPLIFIED MASTER UNIT

| p/n 171.70.175



XT 9000 is the logical evolution to the RCF DXT Active Matrix solution range, and to design it, RCF has developed a digital multi-platform where PA-EVAC systems join PRO-INSTALL systems in a completely scalable and versatile range of configurations and solutions. It allows very flexible system architecture, driving in the same way professional amplifiers and speakers, 100V amplifiers and commercial audio or EN 54-24 voice alarm speakers equipped with line transformers.

In this architecture, amplified master units MX 9502 and MX 9504 allow to build the basic system configuration, combining all necessary inputs and outputs, pre-recorded messaging system, EN 54-16 control and much more: all that is required for a 500W audio system with two or four constant voltage speakers lines, suitable for example, to serve a school, a supermarket, a factory building etc.

When the system requires a higher output power and/or a larger number of zones, MU 9186 master unit without power on-board is used, can be used in combination with power amplifiers model UP 9501 (1 x 500W), UP 9502 (2 x 250W) or UP 9504 (4 x 125W), connected through the dedicated RCF-Flexicomm data-link port.

- Digital matrix unit is 8x6 configurable, with routing to any output channel, is also available with integrated power amplifiers
- Efficient Digital Signal Processors on inputs and outputs, Parametric EQ,
- High and Low Pass Filters, Compressor / Limiter, Level controls are provided on inputs and outputs.
- Priority evacuation messages are resident on main control unit protected and monitored memory. Simultaneous delivery is possible.
- GUI Graphic User Interface controls all the parameters of the system directly from the PC with USB Device connector; front panel control with
- LCD display and 8 buttons
- For all MU 9186 input channels (EVAC microphone, paging stations, microphones and analog inputs) the Gain, EQ and Dynamic screens will appear in the DSP EDITOR.
- All other DSP processing can be inserted and removed from the channel.
- Fully parametric high and low frequency filters are available for all the inputs and for the Auxiliary Output.
- The EQ window provides 3-band equalizer for the Background input and the Monitor and Auxiliary Outputs. 5-band equalizer for the Paging input, Auxiliary inputs and BUS Output.
- In order to obtain an efficient dynamic treatment of audio signals, a Compressor is also available (Threshold, Attack, Release and Ratio) on the Auxiliary inputs and BUS Output.
- All the settings depend on a number of factors such as the type of microphone, the room acoustics, the background noise, the DSP EDITOR is easy to use and allows you to get the ideal setting for each specific application.

## SPECIFICATIONS

## MU 9186 / MX 9502 / MX 9504

OUTPUT POWER	1W @ 8 Ω on MONITOR OUT and AUX OUT / 2X250W @ 100V (UP9502) / 4X125W @ 100V (UP9504)
FREQUENCY RESPONSE	20 ÷ 20.000 Hz (± 1 dB)
DISTORTION (THD+N)	< 0,03% @ 1 kHz
SIGNAL/NOISE RATIO	>103dB
INPUT SENSITIVITY	-50 ÷ +6 dBu (2,5 mV ÷ 1,55 V) MAIN INPUT
INPUT IMPEDANCE	25 K Ω BALANCED MAIN INPUT
PHANTOM POWER	24V on MAIN IN
POWER SUPPLY	100 V A.C MIN., 240 V A.C MAX. @ 50 - 60 Hz, 48 V DC
INPUT CONNECTORS	3,5 mm JACK ON FRONTAL MONITOR USB TYPE B ON USB CONNECTION RCA STEREO ON BGM, AUX OUT AND MONITOR OUT ETHERNET RJ45 ON PAGING INPUTS AND REMOTE CONTROL REMOVABLE SCREW TERMINALS ON GPI/GPO, DATA BUS, MAIN/AUX IN, FALLBACK , BATTERY AND DC AUX

**UP 9501** | p/n 171.70.161  
500 W CLASS D+ POWER AMPLIFIER

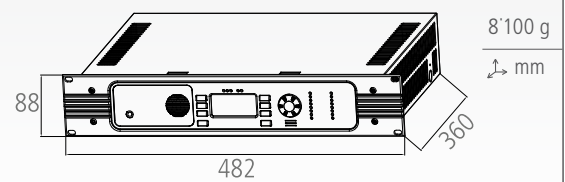
**UP 9502** | p/n 171.70.162  
2 x 250 W CLASS D+ POWER AMPLIFIER

**UP 9504** | p/n 171.70.170  
4 x 125 W CLASS D+ POWER AMPLIFIER



- In order to grant an high installation flexibility and output power on a larger number of zones, DXT 9000 includes three models of RCF ClassD+ power amplifiers, able to deliver up to 500W on 100V or 70V constant voltage speaker lines.
- In mid-large size systems, models UP 9501 (1 x 500W), UP 9502 (2 x 250W) and UP 9504 (4 x 125W) can be connected to both MX 9500 and MU 9186 through the dedicated RCF-Flexicomm data-link port.
- Moreover, each UP 9500 series amplifier unit can be programmed to become a hot stand-by unit for one or more main power amplifier, and automatically replace any of them.

## REAR VIEW



## SPECIFICATIONS

SPECIFICATIONS	UP 9501 / UP 9502 / UP 9504
OUTPUT POWER	1X500W @ 100V (UP9501) - 2X250W @ 100V (UP9502) - 4X125W @ 100V (UP9504)
FREQUENCY RESPONSE	20 ÷ 20.000 Hz (± 1 dB)
DISTORTION (THD+N)	< 0,1% @ 1 kHz
SIGNAL/NOISE RATIO	>85dB
INPUT SENSITIVITY	-50 ÷ +6 dBu (2,5 mV ÷ 1,55 V) MAIN INPUT
INPUT IMPEDANCE	25 K Ω BALANCED MAIN INPUT
PHANTOM POWER	/
POWER SUPPLY	100 V A.C MIN., 240 V A.C MAX. @ 50 - 60 Hz, 48 V DC
INPUT CONNECTORS	3,5 mm JACK ON FRONTAL MONITOR RCA STEREO ON BGM REMOVABLE SCREW TERMINALS ON GPI/GPO, DATA BUS, MAIN/AUX IN, FALLBACK, BATTERY AND DC AUX



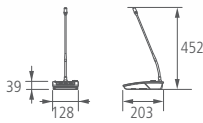
## BM 9804

MULTI-ZONE PAGING MICROPHONE

p/n 143.80.024



1'100 g  
mm



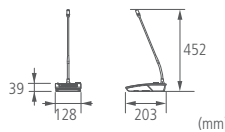
## BM 9802

SELECTIVE CALL PAGING MICROPHONE

p/n 143.80.023



1'100 g  
mm



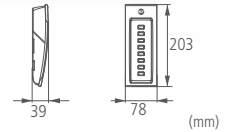
## BE 9808

8 ZONE EXTENSION PAGING MICROPHONE

p/n 143.80.025



600 g  
mm



- Die-cast metal enclosure with 420 mm gooseneck
- Pre-amplified hyper-cardioid hi-quality microphone with integrated compressor and limiter to get intelligible announcements no matter who is in front of it.
- Complete self-diagnostic of the unit (EN 54-16)
- Programmable function keys for announcements or commands
- Power supply voltage from the Flexicomm BUS or from 24V DC local input
- Interactive LCD backlit display associated to an encoder that indicates which operations are active and recovers system information
- Alert and evacuation indications
- Pre record message activation
- 5m connecting cable (with RJ 45 plugs) included
- Dedicated "chime" key

### SPECIFICATIONS

### BM 9802 - BM 9804

TYPE	electret, unidirectional, cardioid
IMPEDANCE	470 Ω (balanced)
FREQUENCY RESPONSE	50 ÷ 18.000 Hz
SENSITIVITY	- 65 dB ± 3 dB (0 dB=1V/μbar, 1kHz)
CONNECTIONS	RJ 45

## TS 9918 - Black TS 9918-W - White

p/n 133.60.235

p/n 133.60.243

REMOTE LEVEL CONTROL AND PROGRAM SELECTOR



- 8 buttons and virtual encoder (completely configurable)
- 3 backlight modalities depending on the application (night, eco, day)
- Available in black or white

## CJ 228E

FIREPROOF MULTIPOLAR CABLE

p/n 143.80.017



4 pole connection cable to connect active device in the DXT 9000 system.  
Solid copper conductor 0.8 mm diameter, Out Jacket Red and Internal wire conductor Yellow Grey, Blue, Red

## CJ 428E

FIREPROOF MULTIPOLAR CABLE

p/n 143.80.021



8 pole connection cable to connect active device in the DXT 9000 system.  
Solid copper conductor 0.8 mm diameter, Out Jacket Red and Internal wire conductor Yellow Grey, Blue, Red

## MU 7100 EN

p/n 171.70.157

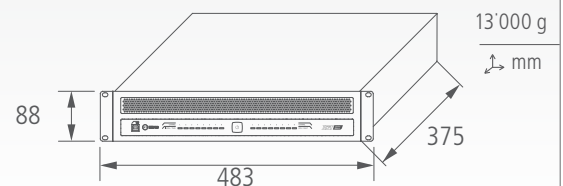


8 x 80 W AMPLIFIER / MAIN UNIT



- The system has been designed to fulfil all requirements of EN 54-16 and EN 60849 standard
- Up to 32 MU 7100 EN can be linked together in order to get an extended system including many paging stations and up to 256 loudspeaker lines / paging zones
- The main unit can play all necessary evacuation and alarm messages previously stored into its built-in digital memory
- The 8 digital internal amplifiers are highly reliable and their efficiency is excellent (> 90%), that means less heat dissipation and smaller capacity requirement for unbreakable power supply sources (UPS) used in security applications
- The whole signal path from fireman's microphone to loudspeaker lines is completely and automatically monitored against faults
- Digital Matrix 7 x 8 is configurable for several applications with routing to any output channel
- Efficient Digital Signal Processor (DSP): 5-Band Parametric EQ, High and Low Pass Filters, Delay circuit for line array speaker applications, Compressor / Limiter, Level controls are provided
- An automatic level control facility can be got by simply connecting an omni-directional noise detection microphone to the inputs
- Built-in WAV file message player (up to 128 messages)
- Software Utility for saving unit parameters to PC, updating unit firmware, virtual control activation and status indication
- Keylock Security sets password-protected access to the system
- An RS-232 serial port is available for external commands and monitoring

### REAR VIEW



### SPECIFICATIONS

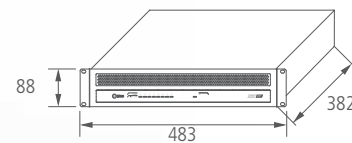
### MU 7100 EN

OUTPUT POWER	8 x 80 W RMS @ 8 Ω
FREQUENCY RESPONSE	20 ÷ 20.000 Hz (± 1 dB)
DISTORTION (THD+N)	< 0.05% @ 1 kHz
SIGNAL/NOISE RATIO	> 96 dBA
INPUT SENSITIVITY	-40 ÷ +6 dBu (8 mV ÷ 1.55 V)
INPUT IMPEDANCE	20 K Ω BALANCED
PHANTOM POWER	12 V
POWER SUPPLY	100 V A.C MIN., 240 V A.C MAX. @ 50 - 60 Hz
INPUT TERMINALS	REMOVABLE SCREW TERMINALS

# LT 7208 EN

LINE TRANSFORMER INTERFACE

p/n 171.70.156



- The LT 7208 EN line transformer interface allows you to link/group the 8 amplifiers to increase the power of the speaker lines two, three or four times
- If the needed speaker line power is more than 80W, several outputs (in groups made of 2, 3 or 4) can be connected together (in parallel) in order to get locked groups for 160 W, 240 W or 320 W lines
- Output line voltage setting (50 - 70 - 100 V) is made by changing the output tapping of each transformer
- Includes also line specific 24V dc outputs for override relays (max. current: 1A / line)
- Connection cable to MU 7100 EN main unit 8 pcs. of 'end of line' unit, used when the loudspeaker line monitoring is provided
- The 'end of line' unit shall be installed right at the end of the line, near the last installed loudspeaker

**SPECIFICATIONS**

	LT 7208 EN EN
OUTPUT POWER	8 x 80 W RMS
CONSTANT VOLTAGE OUTPUT	100 V (70 V or 50 V INTERNAL COMMUTATION)
INPUT IMPEDANCE	8 Ω BALANCED
OUTPUT CONNECTORS	REMOVABLE SCREW TERMINALS

# MT 7308EN

POWER AMPLIFIER MANAGER

p/n 171.70.159



MT 7308 is suitable to control up to 8 additional power amplifiers and relevant speaker lines, according to EN 54-16 norm. It works connected to the MU 7100EN master system unit. When speaker lines drive high power loads, it could be convenient to optimize the system configuration by using one or more dedicated power amplifiers dimensioned according to the loads involved.

# PS 4048

48 VCC POWER SUPPLY  
ACCORDING TO EN 54-4

p/n 171.70.158



# PS 6048

48 VCC POWER SUPPLY  
ACCORDING TO EN 54-4

p/n 171.70.169



To be equipped with batteries with suitable capacity, dimensioned according to the system power absorption and to the evacuation requirements. PS 4048 and PS 6048 are suitable to get continuity power supply for EN 54-16 system units and relevant complementary devices in case of mains power supply interruptions.

SPECIFICATIONS	PS 4048	PS 6048
RATED OUTPUT VOLTAGE	48 V DC	48 V DC
OUTPUT VOLTAGE AT HALF LOAD (25°C)	54.4 V dc ±0.5%	54.4 V dc ±0.5%
NOMINAL OUTPUT CURRENT	8 A	12 A
NOMINAL POWER	400 W	7200 W (internal jumper set to '75')   4800 W (internal jumper set to '50')
BATTERY VOLTAGE	48 V DC (4 x 12 V)	48 V DC (4 x 12 V)
AUTHORIZED BATTERY CAPACITY	38 ÷ 140 Ah	86 ÷ 225 Ah (internal jumper set to '75')   65 ÷ 225 Ah (internal jumper set to '50')

SOUND SYSTEMS EN 60849 COMPLIANT



## BM 7608

MICROPHONE CONSOLE WITH 8 CONFIGURABLE BUTTONS

p/n 143.22.015



## BM 7608D

MICROPHONE CONSOLE WITH NUMERIC KEYPAD, LCD DISPLAY AND 8 CONFIGURABLE BUTTONS

p/n 143.22.016



## BM 7601

DESK-TOP PAGING MICROPHONE WITH CONFIGURABLE BUTTON

p/n 143.22.017



### BM 7600 SERIES: MAIN FEATURES

Paging microphone set monitored according to EN 54-16 norm, with metal body and an high intelligibility microphone mounted on a 250mm gooseneck.

The 8 configurable buttons can be programmed to send live microphone announcements in specific zones or groups of zones. There are dedicated buttons to access the emergency operation/functions, in order to send pre-recorded security messages or microphone announcements. One input on RCA stereo connector is available for the direct connection of a program source (i.e. CD player), to be sent through the same audio channel where the console is connected when paging is not in progress.

The console is powered through the same system bus or through a local optional power supply. High intelligibility microphone with polyurethane foam wind screen.

The connection to the MU 7100EN master unit can be made by using a CAT 5 cable or a J-Type 4 twisted pair cable (es. Fire resistant model RCF CJ 428E) .

BM 7608D: Backlit LCD display to report several indications relevant to system operation and monitoring . .

BM7601: it is a microphone console used to page a single zone or a group of zones.

#### SPECIFICATIONS

FREQUENCY RESPONSE (-3 dB)

#### BM 7608 - BM 7608D

200-17 000 Hz(mic)  
50-17 000 Hz(aux)

#### BM 7601

200-17 000 Hz(mic)

AUDIO INPUT (AUX)

-14 ÷ 0dB (adjustable)

-

THD + N 1 kHz

<0,1%

<0,1%

CONNECTORS

RJ 45

RJ 45

AUDIO OUTPUT

3,5mm TRS connector

-

EXT. CONTROL

removable screw terminals 3 pin

-

## AC 7212

SPARE AMPLIFIER CHANGE-OVER BOARD FOR LT 7208 EN

p/n 171.70.152




The board has 2 main 70-100V loudspeaker line inputs, spare amplifier input and output, 2 relays. AC 7212 terminal shall be directly connected to a pair of LT 7208 EN loudspeaker 50-70-100 V outputs. The LT 7208 EN override voltage output is used to activate the AC 7212 relay in case of the main amplifier is faulty and switch the spare amplifier output to the respective loudspeaker line.

## SI 7120

MONITORED LOGICAL INPUT BOARD FOR MU 7100 EN

p/n 171.70.153



The SI 7120 board is a system monitoring module for the DXT 7000 system. It monitors the operation condition of 2 lines coming from the fire alarm system to DXT 7000. If a line is open or shorted, the SI 7120 board will detect the fault and activate a command.

## RO 7102

DRY OUTPUT CONTACT BOARD FOR MU 7100 EN

p/n 171.70.151



A RO 7102 board can be directly connected to a pair of MU 7100 EN control outputs. It converts the 2 MU 7100 EN open-collector 'control outputs' to 2 dry closing contacts that can be used as commands or external devices. It also has resistors needed for monitored alarm lines.

## BM 7608DFM

FIREMAN'S MICROPHONE PANEL WITH NUMERIC KEYPAD, LCD DISPLAY AND 8 CONFIGURABLE BUTTONS

p/n 143.22.014



### BM 7600 SERIES: MAIN FEATURES

Paging microphone set monitored according to EN 54-16 norm. Configurable buttons can be programmed to send live microphone announcements in specific zones or groups of zones. The backlit LCD display reports several indications relevant to system operation and monitoring. The numeric keypad permits quick selective paging in single or multiple zones. Through a complete menu is also possible to address the music sources connected to the MU 7100EN to the system zones and to adjust amplifier volumes.

## BM 7624D

MICROPHONE CONSOLE WITH NUMERIC KEYPAD, LCD DISPLAY AND 24 CONFIGURABLE BUTTONS

p/n 143.22.018



There are dedicated buttons to access the emergency operation/ functions, in order to send pre-recorded security messages or microphone announcements. Metal body and an high intelligibility hand-held microphone. BM 7608 is the emergency paging panel usually installed close to the building access points used by the Firemen.

*Thanks to the modular construction, paging stations with 40, 56, 72, 88, 104 or 120 configurable buttons are available on request.*

SPECIFICATIONS	BM 7608	BM 7624D
FREQUENCY RESPONSE (-3 dB)	200-17 000 Hz(mic) 50-17 000 Hz(aux)	200-17 000 Hz(mic) 50-17 000 Hz(aux)
AUDIO INPUT (AUX)	-14 ÷ 0dB (adjustable)	-14 ÷ 0dB (adjustable)
THD + N 1 kHz	<0,1%	<0,1%
CONNECTORS	RJ45	RJ 45
AUDIO OUTPUT	3,5mm TRS connector	3,5mm TRS connector
EXT. CONTROL	removable screw terminals 3 pin	removable screw terminals 3 pin

## SV 7982

REMOTE PROGRAMME SELECTOR AND LEVEL CONTROL DEVICE

p/n 171.70.140



Used as local sound control device. It controls a zone group volume and operates as program selector. Connection to local or system bus by using CAT5/6 cabling. To be wall mounted by using with accessories provided.

## LI 7903

REMOTE LOCAL INPUT / CONTROL DEVICE

p/n 171.70.141



Used for connection and routing of a local program source (mono signal, 3.5 mm balanced stereo plug). 3 function keys can be individually programmed, for example, to route local program source to desired loudspeaker lines. To be wall mounted by using the accessories provided.

# SE 5120

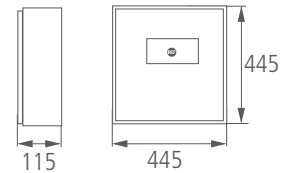
MASTER UNIT

p/n 171.70.083



8'000 g

↕ mm



- Integrated Voice Alarm modular system for emergency announcements
- Equipped with a dual amplification circuit 2 x 60W that can drive 2 lines of speakers at 100V constant voltage
- The system incorporates a digital reader for messages that can be activated from the fire alarm control unit.
- The preamplification circuit includes dedicated inputs for emergency microphones (BM 5001WM), preamplified announcement microphones, and background music source.
- The system operates with the mains voltage, which it also uses for recharging the batteries that automatically power it in the event of a black-out.
- The system is supplied with hermetically sealed batteries that are situated inside the enclosure itself
- End-line sensors to be installed in parallel with the last speaker of each line to verify the continuity of the line.
- Each SE 5120 Master system can be connected to a maximum of 16 Slave systems
- Slave amplifiers are typically used to extend loudspeaker coverage in areas such as large warehouses. They also allow greater flexibility to manage paging and background music as they have their own paging and background music inputs
- Wall mount enclosure

### SPECIFICATIONS

OUTPUT POWER

FREQUENCY RESPONSE

INPUT SENSITIVITY

POWER SUPPLY

INPUT CONNECTORS

OUTPUT CONNECTORS

### SE 5120

2 x 60 W RMS

150 ÷ 20.000 Hz (± 1 dB)

-10 ÷ +10 dBu (0.23 ÷ 2.3 V)

230 V a.c +/- 10% @ 50 - 60 Hz

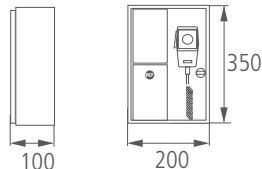
REMOVABLE SCREW TERMINALS

REMOVABLE SCREW TERMINALS

# BM 5001WM

WALL MOUNT EVACUATION MICROPHONE

p/n 171.70.087



3'400 g

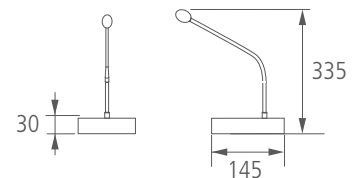
↕ mm

- Wall mount microphone in housing for evacuation system
- Connected in parallel to up to 10 SE5120/ SE5121
- Monitoraggio del microfono e del pulsante di attivazione
- Palm-held microphone with PTT button with highest priority over other inputs
- State and output indicators

# BM 4601

SINGLE ZONE DESKTOP PAGING CONSOLE

p/n 171.70.074



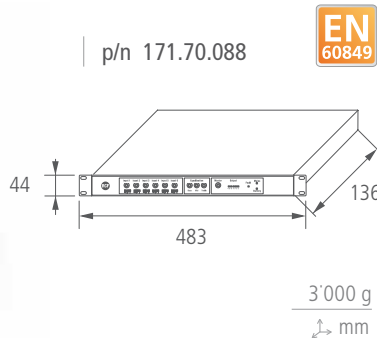
500 g

↕ mm

- Metal body with 300 mm gooseneck
- It can be routed to any preset zone combination
- Volume control with compressor, noise gate, monitored capsule and wiring
- Polyurethane foam wind screen
- Line level desktop gooseneck microphone with compressor, noise gate, monitored capsule and wiring
- 2 m connecting cable (with RJ 45 plugs) included

## PR 5006EN

### 6 INPUT PREAMPLIFIER



EN 60849

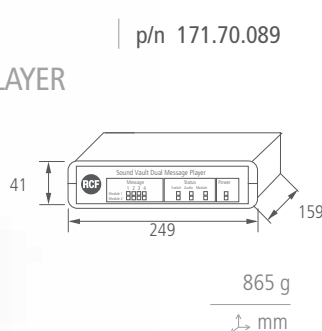
#### SPECIFICATIONS

SPECIFICATIONS	PR 5006EN
AUDIO OUTPUT LEVEL	0 dBu (0.775 V RMS)
OUTPUT IMPEDANCE	600 Ω BALANCED
FREQUENCY RESPONSE	30 ÷ 30.000 Hz (± 1 dB)
DISTORSION (THD+N)	< 0.05% @ 1 kHz
DYNAMIC	≥ 90 dB @ RMS
SIGNAL/NOISE RATIO	> 70 dB
INPUT SENSITIVITY	0 dBu (0.775 V RMS)
INPUT IMPEDANCE	10 KΩ UNBALANCED
POWER SUPPLY	+ 24V
INPUT CONNECTORS	REMOVABLE SCREW TERMINALS
OUTPUT CONNECTORS	REMOVABLE SCREW TERMINALS

- 6 input mixer with graduated priority
- Inputs monitoring and built in 22.05 kHz tone generator to monitor connected amplifiers
- Internal jumper to set input 6 as BGM or paging input
- Microphone capsule monitoring
- 130 mV to 1 Volt selectable input level (for CD player)

## LD 5002EN

### DOUBLE DIGITAL MESSAGE PLAYER



EN 60849

#### SPECIFICATIONS

SPECIFICATIONS	LD 5002EN
AUDIO OUTPUT LEVEL	0 dBu (0.775 V RMS)
SAMPLING FREQUENCY	16 kHz 16 bit
STORAGE	2 MODULES OF 4 MESSAGES EACH (MAX 30 SECONDS EACH MODULE)
INPUT SENSITIVITY	0 dBu (0.775 V RMS)
CONSUMPTION	100 mA @18 - 36V CC, EXT. SELECTOR
POWER SUPPLY	24 V cc
CONNECTORS	REMOVABLE SCREW TERMINALS

- Double message player with two modules storing up to 8 Mbit
- Each module can store a total of 30 seconds, that can be divided into 4 messages
- Half of a 19" 1RU
- BS 5839 and EN 60849 monitoring of the state with LED's on the front panel
- Automatic diagnosis of ROM, RAM and E2PROM

## RB 3300

### BACK-AMPLIFIER BOARD

p/n 171.20.051



Main control board for power amplifier and speaker line with microprocessor interface for SB 3320 and LB 3340 and power amplifier change-over circuit built-in.

EN 60849

## SB 3320

### SURVEILLANCE CARD

p/n 171.20.052



Board for amplifier, line impedance and earth dispersions diagnosis with a direct priority input on power amplifier controlled

EN 60849

## LB 3340

### AUTOMATIC DIGITAL CONTROL CARD

p/n 171.20.052



Card for automatic digital control of the ambient signal/noise ratio. Connection for up to four noise detection omnidirectional microphones or loudspeakers. Preselection for Nighttime sound level attenuation

## PS 3400

### POWER SUPPLY FOR BACK-AMPLIFIER BOARDS

p/n 171.30.006



Power supply unit in 1RU 19" for back-amplifier boards RB 3300. Electronic protection circuit for voltage, current and temperature.

EN 60849

## OT 3500

### TRANSFORMER FOR DISTRIBUTED SYSTEMS

p/n 171.20.056



Mumental insulation tranformer with removeable screw terminals. Can work with 0dB signals.

## MD 6000-X

### HAND MICROPHONE

p/n 141.15.021



- Unbalanced unidirectional handheld microphone optimised for voice reproduction
- On/off pushbutton incorporated in the shockproof plastic body. Colour: black



# MULTI-ZONE SYSTEMS

Paging and background music to different zones.



PRODUCT	MS 520	ZM 2000
MAX NUMBER OF ZONES	5 (expandable to 10)	6 (expandable to 54)
MAX. NUMBER OF PAGING MICROPHONES	1	6
AUDIO CHANNELS	5 to LINE level	2
PAGING MIC. PROGRAMMING	-	YES (chime)
SYSTEM SETUP	YES	YES
SYSTEM SETUP DISPLAY	LCD	LCD
PAGING MICROPHONE CABLES	To be chosen according to the used paging microphone and the number of paged zones	RJ45
LOUDSPEAKER CABLES	Twisted Pair	Twisted Pair
REMOTE CONTROLS	YES	YES
MUSIC ON/OFF ON EACH ZONE	YES	YES
DIRECT CURRENT POWER SUPPLY	-	YES

# MS 520

AMPLIFIER / CONTROL UNIT

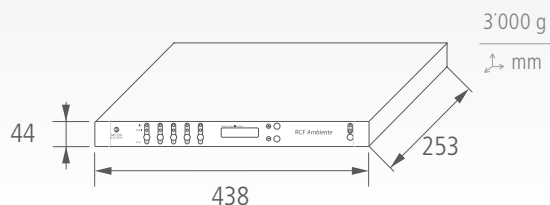
p/n 121.35.043

RCF *Ambiente*



- MS 520 contains all functions required by a system to send different musical programmes in homes and commercial premises
- Three different musical programmes and one for paging can be sent to five mono zones or, alternatively, 3 mono zones and one stereo zone
- It is also possible link two RCF AMBIENTE and share the music sources in order to extend the number of zones to ten
- Its backlit display and function keys make it possible to access all menus to configure and adjust the system: volume, tone, loudness, output settings, 'VOX'
- The third music source input can have priority (when enabled) over the other two music sources
- Power outlet controlled by the system to switch a connected sound sources on/off
- Black label provided for front panel
- Five amplified 20 W / 4 ohm outputs, each also available as full-range or low-pass signal at line level on RCA connectors to drive external power amplifiers (when areas to be covered are particularly large)
- A direct auxiliary input is available for each of the five zones to connect sources such as CD players, wireless microphones or mixers to be used exclusively for one zone/room
- The universal MIC-LINE input can be used for paging, with the possibility to have a tone that precedes the announcement
- The VOX function can be matched to a zone group to work without pressing keys or closing contacts (e.g. from a suitable private telephone exchange)
- For each zone, an RJ 45 connector allows the connection of remote controls (max. 3 per zone) via CAT5 cable for volume control, musical programme selection or direct input activation installable in any electrical mounting box by using the original local country supports and cover-plates

## REAR VIEW



## SPECIFICATIONS

SPECIFICATIONS	MS 520
OUTPUT POWER	5 x 20 W RMS
FREQUENCY RESPONSE	20 ÷ 18000 Hz (± 3 dB)
T.H.D.	< 0.5% @ 1 kHz
MIN. OUTPUT LOAD (PER ZONE)	4 Ω
TONE CONTROLS	LOW: 100 Hz ± 8 dB; HIGH: 12.5 kHz ± 8 dB
SIGNAL / NOISE RATIO	> 60 dB (PAGING IN); > 78 dB (MUSIC SOURCE IN, DIRECT IN)
INPUT SENSITIVITY	(MIC) - 58 dBu ÷ - 41 dBu (1 ÷ 7 mV); (LINE) - 43 dBu ÷ -27 dBu (5.5 ÷ 35 mV); (MUSIC, DIRECT) - 16 dBu (120 mV)
PHANTOM POWER SUPPLY (PAGING INPUT)	16 V dc
POWER SUPPLY	100 ÷ 240 V ac (50 - 60 Hz)
INPUT CONNECTORS	11 x RCA (LINE), RJ 45 FOR REMOTE CONTROLS
OUTPUT CONNECTORS	7 x RCA, SCREW TERMINALS FOR LOUDSPEAKERS

# RC 62

REMOTE CONTROL FOR RCF MS 520

- RC 62-W white p/n 133.60.039
- RC 62-G gray p/n 133.60.040
- RC 62-S silver p/n 133.60.041



Designed to be simply inserted into any 503 flush / wall mounted box using original standard supports and cover-plates that can be found on the market.

It allows to select programmes and adjust the volume in the respective zone. It can turn the MS 520 in stand-by mode as well.

It can be linked to a MS 520 by using CAT5 cables and RJ 45 plugs.

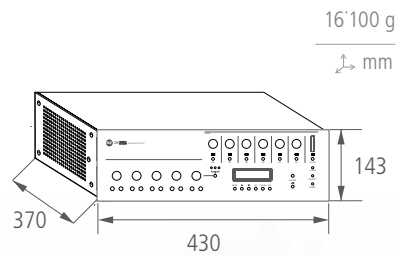
Available in white (W), grey (G) and silver (S)

\* The picture above shows a possible installation of the RC 62 remote control (box, front plate, blank keys are not included).

## ZM 2124

240W 6 ZONES POWERED  
MASTER UNIT

p/n 121.35.085

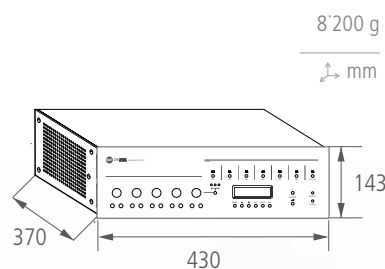


- Dual-bus system architecture
- System Paging consoles input for up to 6 selective devices daisy-chained, aux input and overall emergency input on precedence primary bus
- 4 inputs of which 2 microphone and 2 universal, 3 selectable aux inputs with individual volume and tone controls with configurable priority on secondary bus
- 240W constant voltage power amplifier with VU-meter for output signal level and overload indication.
- Auxiliary external amplifier input and output terminals to manage primary and secondary buses independently
- Volume attenuators and switches with indicators to send or not the secondary bus program (i.e. music) on each of the 6 speaker line outputs
- Link to connect up to eight ZE 2200 6six-zone expansion units so to built-up paging systems in excess of 50 zones.
- Dedicated wall mounting system remote control allows you to remote the main commands available on the master unit
- Priority indicator to show when any system priority circuit has been triggered
- Selectable chime generator is available on announcements
- GPI and GPO logic ports are available for interface purposes with third parties systems and for monitoring feedback

## ZM 2100

240W 6 ZONES PRE-AMPLIFIED  
MASTER UNIT

p/n 171.70.166



- Dual-bus system architecture
- System Paging consoles input for up to 6 selective devices daisy-chained, aux input and overall emergency input on precedence primary bus
- 4 inputs of which 2 microphone and 2 universal, 3 selectable aux inputs with individual volume and tone controls with configurable priority on secondary bus
- Interconnection terminals for power amplifiers to manage primary and secondary buses independently, using 100V single or dual amplifier configuration or 0dB multi-amplifier configuration according to system requirements
- Switches with indicators to send or not the secondary bus program (i.e. music) on each of the 6 output zones
- Link to connect up to eight ZE 2200 6six-zone expansion units so to built-up paging systems in excess of 50 zones.
- Priority indicator to show when any system priority circuit has been triggered
- Selectable chime generator is available on announcements
- GPI and GPO logic ports are available for interface purposes with third parties systems and for monitoring feedback.
- Dedicated wall mounting system remote control allows you to remote the main commands available on the master unit
- RS 232 port for FW upgrade and communication/interface purposes
- Power supply AC or DC24V, 3U 19" rack mounting

### SPECIFICATIONS

	ZM 2124	ZM 2100
INTERNAL AMPLIFIER MAX. OUTPUT POWER	240 W	-
INTERNAL AMPLIFIER OUTPUT VOLTAGE	100 – 70 V (direct), 100 V (6 zones)	-
FREQUENCY RESPONSE (+1 / -3 dB)	MIC: 60 Hz ÷ 15 kHz ; AUX: 50 Hz ÷ 20 kHz	
DISTORTION	< 1%	
INPUT SENSITIVITY MIC/LINE/AUX	1,5 mV (– 54 dBu) / 200 mV (– 12 dBu) / 200 mV (– 12 dBu)	
NOISE/SIGNAL RATIO INPUT MIC/LINE/AUX	> 60 dB / > 70 dB / > 75 dB	
INPUT IMPEDANCE MIC/LINE/AUX	600 Ω (balanced) / 600 Ω (balanced) / 10 kΩ (unbalanced)	
INPUTS	4 ingressi mic. + 3 aux su RCA + 2 paging	
OUTPUTS	6 (power)	6 a 100 V / 0 dB depending on the configuration
EMERGENCY INPUT SENSITIVITY	100 mV (unbalanced audio signal), 100 V line	
SIGNAL/NOISE RATIO EMERGENCY INPUT	> 70 dB	
EMERGENCY INPUT IMPEDANCE	600 Ω (balanced audio signal, input 100 mV)	
POWER SUPPLY	115 V / 230 V ac, 24 V dc	
MAX POWER CONSUMPTION	720 W	100 W

## BM 2006

PAGING MICROPHONE

p/n 143.22.021



- 6 zone buttons for selective announcements
- 1 general call button.
- Up to 6 consoles can be linked to the main unit.

## BE 2012

EXTENSION MODULE

p/n 143.22.022



- 12 buttons for selective announcements on the zones.
- Extensione for BM 2006 console
- Up to 4 extensions can be linked to BM2006

## RC 2946

WALL MOUNT REMOTE CONTROL

p/n 133.60.237



- Wall mount remote control for the main units.
- It controls the unit zones, source and volume (shown on the display).
- Input for an external audio source.
- Balanced mic input for announcements.
- Inputs are mixable and adjustable.

### SPECIFICATIONS

	BM 2600	BE 2012
POWER HANDLING	24 V c.c.	24 V c.c. (with BM 2006)
MAX ABSORBED POWER	50 mA (BM 2006 only) 130 mA (with 1 BE 2012) 210 mA (with 2 BE 2012) 290 mA (with 3 BE 2012) 370 mA (with 4 BE 2012)	80 mA (with one single BE 2012)
MAX. OUTPUT LEVEL	1 V (RMS)	-
FREQUENCY RESPONSE	100 Hz ÷ 15 kHz	-
VOICE FILTER	high pass, cutoff frequency: 315 Hz 6 dB / octave	-
DIMENSIONS (L, H, P)	108 mm, 55 mm, 240 mm (BM 2006 only)	108 mm, 55 mm, 240 mm
WEIGHT	1 kg (solo BM 2006)	0,7 kg

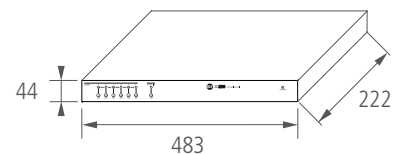
## ZE 2200

6 ZONES EXPANSION UNIT

p/n 171.70.167

3400 g

↕ mm



- Direct link to ZM 2100 or ZM 2124 to expand the number of the system output zones till 54 by linking up to 8 devices in daisy-chain wiring topology
- 6 zone management based on ZM 2000 dual-bus system architecture: primary and secondary buses. Interconnection terminals for power amplifiers to manage primary and secondary buses independently
- GPI and GPO logic ports are available for interface purposes with third parties systems and for monitoring feedback.

### SPECIFICATIONS

	ZE 2200
FREQUENCY RESPONSE (+1 / -3 dB)	50 Hz ÷ 20 kHz
AUX INPUT SENSITIVITY	1 V (+ 2 dBu)
SIGNAL/NOISE RATIO INPUT AUX	> 75 dB
IMPEDANCE INPUT AUX	10 kΩ (unbalanced)
INPUTS / OUTPUTS	6 a 100 V / 0 dB depending on the configuration
POWER SUPPLY	115 V / 230 V ac (50-60 Hz), 24 V
MAX CONSUMO DI POTENZA	15 W



# CONFERENCE SYSTEMS

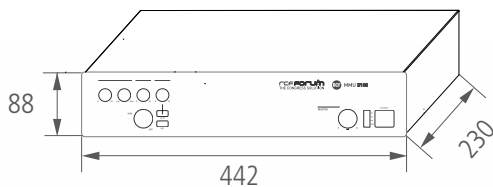
Flexible, easy to use and install.  
Suitable for any small hall and council chambers.



## MMU 3100 MASTER UNIT

p/n 171.80.042

5'200 g  
↕ mm



- Input to connect up to 80 microphone sets with volume and voice EQ controls
- Additional universal input on both XLR and removable screw terminals for lectern microphone or interview microphone or other sources with volume and voice EQ controls. Input can be set as mixed or with precedence on the system microphone consoles, controlled by an external command or voice activated; Phantom power available.
- Input and outputs connections to an external recorder/player device, PLAY / REC selector switches with LED indicators. Volume control and tone EQ on PLAY-OUT
- Teleconference dedicated input and output
- Sound reinforcement and recording system output
- Built-in power amplifier to feed the consoles speakers with volume selector
- Built-in 80W power amplifier output with volume control for additional constant voltage sound reinforcement speakers
- Connection to link two MMU 3100 units to increase microphone sets to 160 units
- 2U 19" standard rack, mounting ears provided

### SPECIFICATIONS

POWER SUPPLY	115-230V / 50-60 Hz
MAXIMUM POWER CONSUMPTION	240 W
DIMENSIONS (W X H X D)	442 x 88 x 230 mm
WEIGHT	4 Kg
<b>DESK INPUT</b>	
SENSITIVITY	-7 dBu (max. + 13 dBu)
IMPEDANCE	1 Ω
<b>INGRESSO PLAY</b>	
SENSITIVITY	-7 dBu (max. + 13 dBu)
IMPEDANCE	20 Ω
<b>MIXER OUT</b>	
MAXIMUM POWER LEVEL	+21 dBu
IMPEDANCE	100 Ω
<b>RECORDING OUTPUT</b>	
FREQUENCY RESPONSE (-3 dB)	35 Hz ÷ 20 kHz
S/N RATIO	≥ 85 dBA

## MMS 3404D

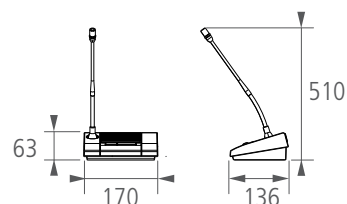
DELEGATE MICROPHONE SET

p/n 143.22.020



1'000 g

↕ mm



- Delegate Microphone Set MMS 3404D
- PRO-quality cardioid microphone with LED ring mounted on 46cm gooseneck
- Push-to-lock switch for microphone activation in mixed mode, with LED indicator
- Hi quality transducer for sound reinforcement purpose, automatically disabled when microphone is active
- RJ 45 terminals for daisy-chain link to MMS 3405P chairman console through CAT5 FTP cable
- Robust shielded enclosure suitable for desktop or semi-flush mounting

### SPECIFICATIONS

SPECIFICATIONS	MMS 3404D
MICROPHONE CAPSULE	ELECTRET
TYPE	HYPERCARDIOID
SENSITIVITY	0.56 mV / Pa
FREQUENCY RESPONSE	70 Hz ÷ 18 kHz
SPEAKER POWER	1 W
CONNECTORS	RJ 45
WEIGHT	1 kg

## MMS 3405P

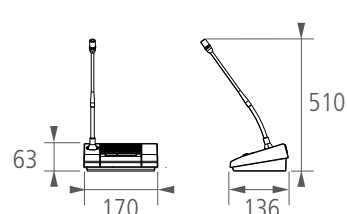
CHAIRMAN MICROPHONE SET

p/n 143.22.019



1'000 g

↕ mm



- Chairman Microphone Set MMS 3405P
- PRO-quality cardioid microphone with LED ring mounted on 46cm gooseneck
- Push-to-lock switch for microphone activation in mixed mode, with LED indicator
- Push-to-talk switch for microphone activation in priority mode, with LED indicator
- Hi quality transducer for sound reinforcement purpose, automatically disabled when microphone is active
- RJ 45 terminal for the connection to MMU 3100 master unit through CAT5 FTP cable
- Two RJ 45 connectors to daisy-chain delegate consoles branches through CAT5 FTP cable
- Robust shielded enclosure suitable for desktop or semi-flush mounting

### SPECIFICATIONS

SPECIFICATIONS	MMS 3405P
MICROPHONE CAPSULE	ELECTRET
TYPE	HYPERCARDIOID
SENSITIVITY	0.56 mV / Pa
FREQUENCY RESPONSE	70 Hz ÷ 18 kHz
SPEAKER POWER	1 W
CONNECTORS	RJ 45
WEIGHT	1 kg

# MICROPHONES AND WIRELESS MICROPHONES

Optimised in the voice frequency range to guarantee maximum speech clarity.



MODEL	MD 7600	MD 7800	MD 6000X
TYPE	Dynamic	Dynamic	Dynamic
POLAR PATTERN	Supercardioid	Supercardioid	Cardioid
FREQUENCY RESPONSE	60 ÷ 16000 Hz	60 ÷ 20000 Hz	300 ÷ 3000 Hz
SENSITIVITY (0 dB=1V/ $\mu$ bar, 1kHz)	- 75 dB	- 70 dB	- 70 dB
PHANTOM PWR. SUPPLY	-	-	-
CONNECTOR	3 pole XLR (M)	3 pole XLR (M)	3 pole XLR (M)
ON/OFF SWITCH	Yes	Yes	Yes
USE	Speech, singing	Speech, singing	Speech, emergency



MODEL	MC 4040	MC 5030	MC 4038
TYPE	Electret	Electret	Electret
POLAR PATTERN	Cardioid	Cardioid	Cardioid
FREQUENCY RESPONSE	50 ÷ 18000 Hz	80 ÷ 14000 Hz	50 ÷ 14000 Hz
SENSITIVITY (0 dB=1V/ $\mu$ bar, 1kHz)	- 58 dB	- 75 dB	- 68 dB
PHANTOM PWR. SUPPLY	12 ÷ 52 V	12 ÷ 48 V	9 ÷ 52 V
CONNECTOR	3 pole XLR (M)	3 pole XLR (M)	3 pole XLR (M)
ON/OFF SWITCH	Yes	Yes	No
USE	Speech, conference	Speech, announcements	Speech, announcements



MODEL	<b>BM 3001</b>	<b>BM 3003</b>	<b>BM 3022</b>	<b>BM 3014</b>
TYPE	Electret	Electret	Electret	Dynamic
POLARN PATTERN	Cardioid	Cardioid	Cardioid	Cardioid
FREQUENCY RESPONSE	50 ÷ 18000 Hz	50 ÷ 18000 Hz	100 ÷ 12000 Hz	100 ÷ 12000 Hz
SENSITIVITY (0 dB=1V/ $\mu$ bar, 1kHz)	- 65 dB	- 65 dB	- 82 dB	- 80 dB
POWER SUPPLY	18 ÷ 48 V PHANTOM	115 - 230 V ac / 24 V dc	115 - 230 V ac / 24 V dc	-
CONNECTORS	RJ 45	RJ 45	RJ 45	3 pole XLR (M)
ON/OFF SWITCH	Yes	Yes	Yes	Yes
USE	Announcements	Announcements	Announcements	Announcements



MODEL	<b>MT 3100</b>	<b>MT 3200</b>
TYPE	Electret	Electret
POLAR PATTERN	Omnidirectional	Semicardioid
FREQUENCY RESPONSE	50 ÷ 18000 Hz	50 ÷ 18000 Hz
SENSITIVITY (0 dB=1V/ $\mu$ bar, 1kHz)	- 58 dB	- 58 dB
PHANTOM PWR. SUPPLY	12 ÷ 52 V	12 ÷ 52 V
CONNECTOR	3 pole XLR (M)	3 pole XLR (M)
ON/OFF SWITCH	-	-
USE	Speech (table top)	Speech (table top)



## MD 7600

DYNAMIC MICROPHONE

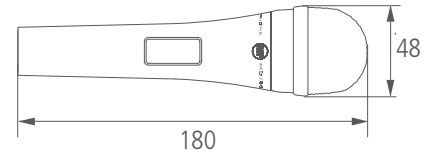
p/n 141.15.014



290 g

↕ mm

**EASYLINE**  
SOLUTIONS



- Typical use: speech, singing
- Supercardioid dynamic microphone
- Anti-pop filter
- ON/OFF switch with lock
- Minimum handling noise
- 5 metre balanced and screened cable with 3 pole XLR connectors included
- Mic. holder for stands and soft bag included

### SPECIFICATIONS

TYPE

IMPEDANCE

SENSITIVITY

FREQUENCY RESPONSE

CONNECTORS

### MD 7600

DYNAMIC, SUPERCARDIOID

500  $\Omega$   $\pm$  30% (1 kHz)

- 75 dB  $\pm$  3 dB (0 dB=1V/ $\mu$ bar, 1kHz)

60  $\div$  16000 Hz

3 pole XLR (m)

## MD 7800

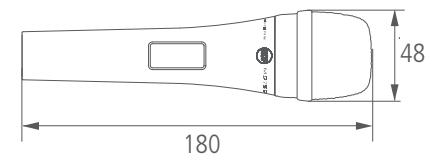
PROFESSIONAL DYNAMIC MICROPHONE

p/n 141.15.013



305 g

↕ mm



- Typical use: speech, singing
- Professional supercardioid dynamic microphone
- Anti-pop filter
- ON/OFF switch with lock
- Minimum handling noise
- 5 metre balanced and screened cable with 3 pole XLR connectors included
- Mic. holder for stands and soft bag included

### SPECIFICATIONS

TYPE

IMPEDANCE

SENSITIVITY

FREQUENCY RESPONSE

CONNECTORS

### MD 7800

DYNAMIC, SUPERCARDIOID

600  $\Omega$   $\pm$  30% (1 kHz)

- 70 dB  $\pm$  3 dB (0 dB=1V/ $\mu$ bar, 1kHz)

60  $\div$  20000 Hz

3 pole XLR (m)

# MC 4040

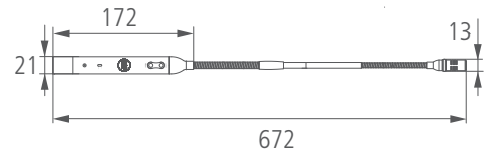
p/n 141.15.020

GOOSENECK MICROPHONE  
(DESK-TOP / ON FLOOR STAND)



200 g

↕ mm



- Double joint gooseneck, 670 mm long
- Installation on desks (with or without hole), lecterns, mic. floor stands
- It has two switches (PUSH, LOCK), a red ring lamp that is lit when the microphone is activated, a high-pass filter with a switch to cut frequencies below 100 Hz.
- Phantom power supply (12 ÷ 52 V)
- 3 m screened and balanced cable with XLR connectors for linking to a mixer / amplifier, with 2 additional wires for command
- Polyurethane foam wind screen

### SPECIFICATIONS

TYPE

IMPEDANCE

FREQUENCY RESPONSE

SENSITIVITY

CONNECTOR

### MC 4040

ELECTRET, CARDIOID

600 Ω BALANCED

50 ÷ 18000 Hz

- 58 dB ± 3 dB (0 dB=1V/μbar, 1kHz)

3 pole XLR (m)

# AC MIC DK

p/n 133.60.247

TABLE BASE FOR  
MICROPHONE MC 4040



- Standard connection 5/8
- Diameter: 160 mm
- Weight: 1 Kg

# MT 3100 MT 3200

p/n 141.10.079

p/n 141.10.080

DESK-TOP MICROPHONES



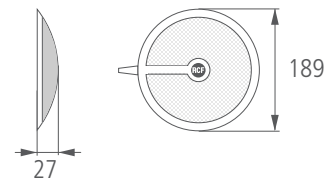
MT 3100 OMNIDIRECTIONAL



MT 3200 SEMICARDIOID

130 g

↕ mm



- Resistant plastic body with metal mesh and base
- Red LED lit when the microphone is ON
- Electronic filter for suppressing noise caused by vibrations transmitted from the support surface
- Phantom power supply (12 ÷ 52 V dc)
- 5 m screened and balanced cable with 3 pole XLR connectors
- Dimensions: Ø120 x 27mm (h)
- Colour:  
RAL 7021 anthracite grey (MT 3100)  
RAL 9003 white (MT 3200)

### SPECIFICATIONS

TYPE

IMPEDANCE

FREQUENCY RESPONSE

SENSITIVITY

CONNECTORS

### MT 3100 - 3200

ELECTRET, OMNIDIRECTIONAL (MT 3100), SEMICARDIOID (MT 3200)

600 Ω BALANCED

50 ÷ 18000 Hz

- 54 dB ± 3 dB (0 dB=1V/μbar, 1kHz)

3 pole XLR (m)

EASYLINE SOLUTIONS

## TX 2006

p/n 142.50.007

UHF DIVERSITY SYSTEM - HAND HELD TX



EASYLINE SOLUTIONS

## PX 2106

p/n 142.50.009

UHF DIVERSITY SYSTEM - POCKET TX



Each receiver has 2 antennas for smart switching diversity control (the higher level radio signal is automatically selected), greater reliability and coverage, reduced risks of breakdowns and interferences. 16 different frequencies / channels are available. It is possible to use up to 6 channels simultaneously (when having 6 wireless microphone kits).

Channels can be manually selected on all transmitters and receivers.

### SPECIFICATION

SPECIFICATION	TX 2006 - PX 2106
CHANNEL	SINGLE
TYPE	(PLL) UHF, 'DIVERSITY' RECEIVER
FREQUENCY BAND	UHF, 798 ÷ 827 MHZ
FREQUENCY RESPONSE	50 HZ ÷ 50 KHZ (± 3 DB)
FREQUENCY STABILITY	± 0.005 %
MODULATION MODE	FM (F3E)
DYNAMIC	> 100 DB
<b>RX 2006 RECEIVER</b>	
T.H.D.	< 1 %
AUDIO OUTPUT	280 MV @ ± 15 KHZ DEVIATION
S/N RATIO	> 90 DB
RF SENSITIVITY	- 100 DBM / 30 DB SINAD
POWER SUPPLY	THROUGH EXTERNAL 12 V DC (0.5A) ADAPTER
DIMENSIONS	130 MM (W), 44 MM (H), 201 MM (D)
NET WEIGH	0.37 KG
<b>TRANSMITTER / HANDHELD MICROPHONE TX 2000 - POCKET PX 2100</b>	
RF OUTPUT POWER	10 MW
TONE FREQUENCY	32,768 kHz
CURRENT ABSORPTION	< 150 MA
MAX. DEVIATION	± 35 kHz
PILE	2 x TIPO 'AA' (1,5 V; NON RECHARGEABLE)
TX 2000 TYPE	DYNAMIC MICROPHONE
PX 2100 TYPE	'LAVALIER' (TIE-CLIP) ELECTRET MICROPHONE
DIMENSIONS TX 2000	(L) 220 mm
DIMENSIONS PX 2100	65 mm (L), 111 mm (H), 31 mm (P)
NET WEIGH	(TX 2000) 0,16 Kg - (PX2100) 0,11 Kg

## HE 2006

p/n 141.15.023

'HEADSET' MICROPHONE

EASYLINE SOLUTIONS

'Headset' type, reliable and light.

Cardioid electret capsule.

It ensures an excellent isolation from environmental noise.

Typical use: dancers, singers, djs, aerobic instructors, presenters, actors, etc.

The optimal use of the microphone requires a distance between the capsule and mouth of about 25 mm.



## TX 4016

p/n 142.50.008

UHF TRUE DIVERSITY SYSTEM - HAND HELD TX



## PX 4116

p/n 142.50.010

UHF TRUE DIVERSITY SYSTEM - POCKET TX



Each receiver has 2 antennas for smart switching diversity control (the higher level radio signal is automatically selected), greater reliability and coverage, reduced risks of breakdowns and interferences. The operating frequency of the transmitter can be automatically searched thanks to the receiver auto-scan function. Of course, it is possible to match the transmitter channel to the receiver one manually. 144 channels are available (12 groups, each with 12 different frequencies). It is possible to use up to 16 channels simultaneously (when having 16 wireless microphone kits).

### SPECIFICATION

### TX 4016 - PX 4116

CHANNEL	SINGLE (OUT OF 144 FREQUENCIES)
TYPE	(PLL) UHF, 'DIVERSITY' RECEIVER
FREQUENCY BAND	UHF, 798 MHZ ÷ 827 MHZ
FREQUENCY RESPONSE	50 HZ ÷ 50 KHZ (± 3 DB)
FREQUENCY STABILITY	± 0.005 % (-10 ÷ 50°C)
T.H.D.	< 0.8% (1 KHZ)
MODULATION MODE	FM (F3E)
DYNAMIC	> 100 DB
<b>RX 4016 RECEIVER</b>	
BALANCED AUDIO OUTPUT	1 V, ± 35 KHZ DEVIATION
UNBALANCED AUDIO OUTPUT	750 MV, ± 35 KHZ DEVIATION
S/N RATIO	> 90 DB
RF SENSITIVITY	- 100 DBM / 30 DB SINAD
POWER SUPPLY	THROUGH EXTERNAL 15 V DC (0.5A) ADAPTER
DIMENSIONS	210 MM (W), 44 MM (H), 155 MM (D); (8.2" X 1.7" X 6.1")
NET WEIGHT	0.99 KG
<b>TRANSMITTER / HANDHELD MICROPHONE TX 4000 - BODY PACK TRANSMITTER PX 4100</b>	
RF OUTPUT POWER	1 - 3 - 10 mW
FREQUENCY RESPONSE	(TX 4000) 90 Hz ÷ 12 kHz (± 3 DB) (PX 4100) 50 Hz ÷ 15 kHz (± 3 dB)
TX 4000 TYPE	DYNAMIC, CARDIOID
PX 4100 TYPE	ELECTRET MICROPHONE
tone frequency	30-33 kHz
MAX. DEVIATION	± 35 kHz
BATTERIES	2 x TIPO 'AA' (1,5 V; NON RECHARGEABLE)
DIMENSIONS TX 4000	277 mm (L), Ø 36.5 mm
DIMENSIONS TX PX 4100	97 mm (L), 68 mm (H), 22 mm (P)
NET WEIGHT	(TX 4000) 0,25 Kg - (PX4100) 0,01 Kg

## HE 2006

p/n 141.15.023

'HEADSET' MICROPHONE



'Headset' type, reliable and light.  
Cardioid electret capsule.

It ensures an excellent isolation from environmental noise.

Typical use: dancers, singers, djs, aerobic instructors, presenters, actors, etc.

The optimal use of the microphone requires a distance between the capsule and mouth of about 25 mm.





## BM 3001

PAGING MICROPHONE

p/n 143.22.008

700 g

↕ mm

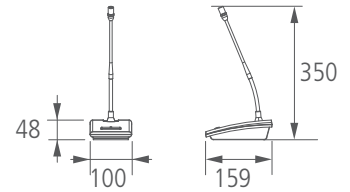
## BM 3003

3 ZONE PAGING MICROPHONE

p/n 143.22.012

600 g

↕ mm



- Plastic body with 300 mm gooseneck
- Polyurethane foam wind screen
- [only BM 3001] It can be directly connected to ES 3160, ES 3323, AM 2080, AM 2160, AM 2320, UP 2081, UP 2161, UP 2321.
- ES 3160, AM 2160, AM 2320 chime activation
- PTT button with LED
- 5 m connecting cable (with RJ 45 plugs) included

solo BM 3003:

- 3 zone selection push buttons with LED
- LED bicolore indicante la corretta alimentazione e lo stato di occupato della linea
- It can be directly connected to ES 3323 amplifiers
- The power voltage for the first BM 3003 connected to the units is supplied by the ES 3323
- Line of max. 12 BM 3003 paging microphones can be connected to the ES 3323 by using an additional power supply unit 24 V dc (AC AD2505, not included)
- BM 3003 works only with ES 3323

### SPECIFICATIONS

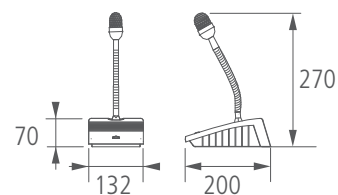
	BM 3001	BM 3003
TIPO	ELECTRET, CARDIOID	ELECTRET, CARDIOID
IMPEDENZA	470 Ω BALANCED	470 Ω BALANCED
RISPOSTA IN FREQUENZA	50 ÷ 18000 Hz	50 ÷ 18000 Hz
SENSIBILITÀ	- 65 dB ± 3 dB (0 dB=1V/μbar, 1kHz)	- 65 dB ± 3 dB (0 dB=1V/μbar, 1kHz)
CONNETTORI	8 pole RJ 45	2 x 8 pole RJ 45

## BM 3014 p/n 143.20.135

PAGING MICROPHONE

1'600 g

↕ mm



BM 3014

- Plastic body with 320 mm gooseneck
- Pushbutton for momentary microphone activation
- 5 m screened and balanced cable with XLR connectors for linking to a mixer / amplifier, with 2 additional wires for command

### SPECIFICATIONS

	BM 3014
TYPE	DYNAMIC, CARDIOID
IMPEDANCE	500 Ω BALANCED
FREQUENCY RESPONSE	100 ÷ 12000 Hz
SENSITIVITY	- 71 dB ± 3 dB (0 dB=1V/μbar, 1kHz)
CONNECTORS	3 pole XLR

# MC 5030

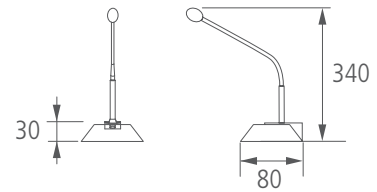
DESK-TOP MICROPHONE

p/n 141.15.005



295 g

↕ mm



- Compact die-cast metal base with gooseneck
- Locking pushbutton with LED for microphone activation
- Power supplied by 'Phantom' (12 ÷ 48 V dc)
- 3 m screened and balanced cable with XLR connectors for linking to a mixer / amplifier, with 2 additional wires for command
- Polyurethane foam wind screen

### SPECIFICATIONS

TYPE

IMPEDANCE

FREQUENCY RESPONSE

SENSITIVITY

CONNECTORS

### MC 5030

ELECTRET, CARDIOID

200 Ω BALANCED

80 ÷ 14000 Hz

- 75 dB ± 3 dB (0 dB=1V/μbar, 1kHz)

3 pole XLR

# BM 3022

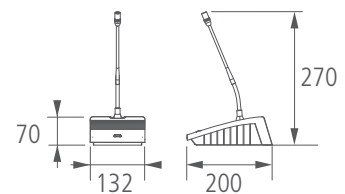
PRE-AMPLIFIED DESK TOP MICROPHONE

p/n 143.22.013



600 g

↕ mm



- Gooseneck microphone with hi-quality unidirectional electret capsule
- Direct connection to power amplifiers input through CAT5 cable
- Adjustable line output with RJ45 connector
- Switchable automatic gain control (AGC)
- Up to 30 BM 3022 paging microphones can be linked in a 'daisy-chain'
- Selectable mixing, interlocking or priority mode among devices
- When activating a microphone, the announcement can be preceded by a chime.

### SPECIFICATIONS

TYPE

IMPEDANCE

FREQUENCY RESPONSE

SENSITIVITY

CONNECTORS

### BM 3002

ELECTRET

130 Ω BALANCED

200 ÷ 7000 Hz

- 65 dB ± 3 dB (0 dB=1V/μbar, 1kHz)

2 x RJ 45 (IN - OUT)

## MC 4038

FLEXIBLE UNIVERSAL MICROPHONE  
p/n 141.15.022



Flexible microphone, 463 mm length.  
Installation on microphone plug with XLR connector.  
Male 3 pin XLR output connector.  
Phantom power 9 V to 52 V.  
Polyurethane anti wind foam.  
Electret, Cardioid.  
Impedance: 250 ohm balanced.  
Frequency response 50 ÷ 18.000 Hz.  
Sensitivity - 68 dB ± 3 dB (0 dB=1mV/μbar, 1kHz).  
Dimensions: diameter 12x163 mm.

## AC 112DK

UNIVERSAL XLR DESKTOP MICROPHONE  
p/n 143.80.018



Die cast zinc desktop base with activation button.  
Female 3 pin XLR microphone connector.  
Male 3 pin XLR connector for output cable.  
Dimensions: 162x112x47 mm.  
Weight 1.5 Kg.

## AC 19EM

MC 4038 ADAPTOR FOR FLOOR MICROPHONE STAND  
p/n 143.80.020



Universal extended metal stand.  
Female 3 pins XLR microphone connector.  
Installation with screws on a table, a bookstand or a microphone stand.  
Button for stable and unstable microphone insertion.  
Screw thread 5/8" x 27 mm.  
1,5 m cable (with 3 pin, male XLR) for amplifier connection  
Dimensions: diameter 19 x 163 mm.

## AC 45SM

MC 4038 ADAPTOR FOR PLATFORMS  
p/n 143.80.019



Universal table metal support.  
Female 3 pin XLR connector.  
Installable on a bookstand with or without a cable hole.  
Welding terminal for cable.  
Dimensions: diameter 45x83 mm.

## AN 1602

DIRECTIONAL ANTENNA (UHF)  
p/n 143.80.005



Directional preamplified UHF antenna, power supplied by the AS 1606 splitter, to be used in large areas.

## AR 1620

RACK MOUNTING ACCESSORY  
p/n 173.60.031



1U 19" rack kit suitable for 1 or 2 receivers (models: RX 1000 or RX 1600).

## CA 223U

ANTENNA CABLE  
p/n 143.80.008



RG 223U cable to connect remote UHF antennas.  
Available in 100 m coils.

## AC 1660

CONNECTING CABLES  
p/n 143.80.009



Kit made of six RG 223U (6 pole) cables to connect the AS 1606 splitter to three RX 1600 diversity receivers.

## AS 1606

UHF DIVERSITY ANTENNA SPLITTER

p/n 143.80.004



1'600 g

↕ mm

- Metal housing
- It can be linked to max. 6 diversity receivers
- 12 V power supply for active antennas
- 12 V dc input for power supply unit
- 230 V ac power supply unit (/ adapter) included
- 1U (19") rack unit

### SPECIFICATIONS

TYPE

IMPEDANCE

GAIN

### AS 1606

DIVERSITY ANTENNA SPLITTER, 2 INPUTS AND 6 OUTPUTS

50 Ω

0 dB

## A 504-N

MIC. SUPPORT

p/n 143.80.014



Microphone support (5/8" thread). Suitable for use with the MD 7600, MD 7800 microphones on AC S64FL, AC S62FL and AC S50DK supports.

## A 507

MIC. SUPPORT

p/n 143.10.008



Universal quick-release clamp holder for holding cylindrical, conical, and polyhedron shaped microphones. Clamp opening: from 15 to 38 mm. Suitable for use with TX 1000 / TX 1600 / TX 516 wireless mic. on AC S64FL, AC S62FL and AC S50DK supports.

## CA 5XX

MIC. CABLE

p/n 143.40.017



5 m microphone cable with XLR connectors.

## AC S50DK

DESKTOP STAND

p/n 143.80.011



- Desk top microphone stand with die-cast base, suitable for 5/8" or 3/8" thread.
- Tilting telescopic rod, adjustable from 38 cm to 58 cm
- Weight: 2 Kg
- Height: min/max 38cm/58cm
- Base dimensions 16x18cm

## AC S76FL

FLOOR STAND

p/n 143.80.027



- Floor microphone stand with folding base, suitable for 5/8" thread
- Joints and legs in die-cast aluminium
- Steel telescopic rod, adjustable from 96 cm to 156 cm
- Tilting steel boom-arm, adjustable from 46 cm to 86 cm
- Damping base with 58 cm limited opening diameter
- Weight: 3.2 Kg
- Length once folded: 102 cm

## AC XLR-3M3F

CONNECTORS

p/n 133.60.102



- 3 XLR Female connector with nickel body and silver contacts
- 3 XLR Male connector with nickel body and silver contacts

## AC AD 2505

POWER SUPPLY ADAPTER 24 V

p/n 143.80.022



Power supply adapter for 24 V DC paging microphone  
 - IN 230V AC  
 - OUT 24 V DC - 500 mA

## 2+2/C

AUDIO CABLE

p/n 143.40.013



- 4 Pole cable, 2 shielded wire and 2 unshielded, available in 200 meters coils (code refers to 1 meter cable)

## 2/C

AUDIO CABLE

p/n 143.40.012



- 2 Pole shielded cable, available in 200 meters coils (code refers to 1 meter cable)

## MP 300

OPERATOR/USER INTERCOM  
SYSTEM KIT

p/n 121.70.094

- MP 300 system allows conversations between an operator and users /clients when these are separated by a safety glass that reduces the sound transmission
- Operates in full-duplex mode, automatic or mixed-switching depending on the ambient noise in the room / hall served.
- On request, each single component can be purchased separately

MODEL	P/N	DESCRIPTION	QUANTITY
MP 341	124.01.005	Control unit / amplifier	1
MP 321	124.01.008	Operator microphone console with activation keys	1
MP 302	124.01.007	User microphone	1
MP 301	124.01.006	Loudspeaker	4



### SPECIFICATIONS

	MP 300
MICROPHONES	ELECTRET, UNIDIRECTIONAL
AMPLIFIER POWER	2 W (per each line)
ADDITIONAL LOUDSPEAKER OUTPUT	1 W - 8 Ω
POWER SUPPLY (AC)	230 / 115 V (50 / 60 Hz)
POWER SUPPLY (DC)	12 V

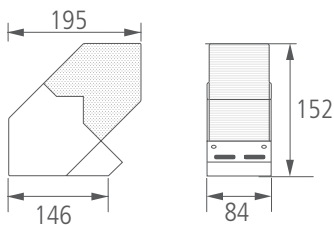
## MP 321

OPERATOR MICROPHONE

p/n 124.01.008

800 g

mm



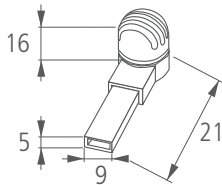
- Electret microphone with unidirectional polar pattern, housed into an anthracite grey die-cast aluminium alloy and protected by a painted stainless steel grille
- Equipped with 2 push-buttons to activate the operator-user line and the user-operator line respectively
- A LED indicates which line is activated
- It can be remote controlled (e.g. through a pedal switch)



## MP 302 USER MICROPHONE

p/n 124.01.007

3.5 g  
mm

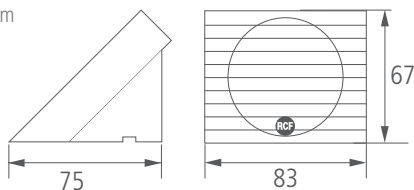


- Electret microphone having high sensitivity and an unidirectional polar pattern, suitable for clear voice reproduction even in very noisy rooms / halls
- Its compact white plastic enclosure has a very sleek contemporary design
- MP 302 has a slot (close to the audio cable output) for the insertion of a standard wiring duct
- It can be easily attached on safety glasses through bi-adhesive tape
- 5 m balanced and screened cable for connection to the MP 341 control unit / amplifier

## MP 301 LOUDSPEAKERS

p/n 124.01.006

120 g  
mm



- MP 301 loudspeakers shall be installed near the microphones of the operator and users
- White plastic body
- 70 mm loudspeaker suitable for voice reproduction
- Loudspeakers can be fixed by using biadhesive tape (included)
- 5m loudspeaker cables for connection to the MP 341 control unit / amplifier

## MP 341 CONTROL UNIT / AMPLIFIER

p/n 124.01.005

1'400 g  
mm



- It is the system main unit that manages audio signals coming from microphones.
- 4 switches inside (with LEDs) allow to select one of the 4 operating modes, according to the noise level at the operator's microphone and at the users' microphone. A switch for each line makes it possible to select either the 'direct' function (the line is always activated) or the 'switched' mode (the line is momentary activated when speaking). If both lines are set to the 'switched' mode, only one can be activated at a time. The other 2 switches enable the 'forced volume' function of each line, useful whenever it is necessary to increase (+ 10 dB) the audio level
- It is possible to adjust the listening volume of each position independently, as well as the trigger threshold level of each microphone (factory preset)
- Its plastic enclosure can be wall mounted

# AUDIO SOURCES

CD players, Radio receivers, message players for every hi-fidelity listening need.



## RD 2016

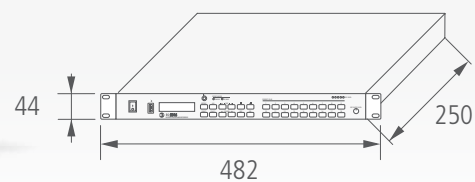
p/n 171.70.168

MP3 AUDIO FILES DIGITAL  
RECORDER/PLAYER



- MP3 stereo player/recorder
- Supports SD cards and USB flash drives
- 32 GB Maximum supported memory
- Can play/record one file at a time
- A sequence of 64 file can be programmed
- Fixed MP3 recording format: 192 kbps
- 1 AUX INPUT with parallel AUX OUTPUT
- Disabled front buttons
- IR remote control included
- SD Card not included

### REAR VIEW



3'000 g

↕ mm

### SPECIFICATIONS

SPECIFICATIONS	RD 2016
AUDIO OUTPUT LEVEL	+2 dBu ± 2 dB
DISTORTION (THD+N)	< 0,2 %
SIGNAL/NOISE RATIO	> 70 dB
CHANNEL SEPARATION	> 60 dB
NUMBER OF MESSAGES	16 (7 remotely activable)
MESSAGES LENGTH	Depending on the device capability
POWER SUPPLY	12 V c.c., 0,5 A (100 ÷ 240 V c.a. 50/60 Hz, 0,2 A power supply included)
OUTPUT CONNECTORS	RCA (L&R)

# MS 1033

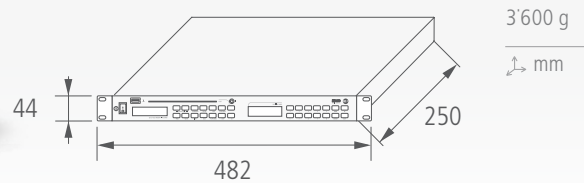
p/n 171.70.108

CD-USB MP3 PLAYER WITH  
FM RADIO TUNER



- Double sound source with two independent sections and outputs (Tuner - CD/Mp3)
- CD player to reproduce audio tracks and MP3 files from a compact disc (CD, CD-R, CD-R/W) or from the USB drive ("Flash" memory-stick with only MP3 files)
- The USB port is available on both front and back panels to provide maximum flexibility
- The SD card port is available on front panels
- LCD backlit display gives information on the CD and MP3 files
- I/R remote control for CD and Tuner included
- FM radio tuner (87.5 - 108 MHz) with possibility to memorize your 30 favourite radio stations
- Stereo / Mono selector for applications where stereo signals are not needed
- LCD backlit display shows the frequency and stations that are in the memory

## REAR VIEW



## SPECIFICATIONS

SPECIFICATIONS	MS 1033
AUDIO OUTPUT LEVEL	+4 dBu ± 2 dBu (1.2 V ± 0.2 V)
FREQUENCY RESPONSE	20 ÷ 20.000 Hz (CD); 100 ÷ 12.000 Hz (RADIO)
DISTORTION (THD+N)	< 0.1% (CD); < 0.8% (RADIO)
FREQUENCY RANGE	87.5 ÷ 108 MHz (FM)
SIGNAL TO NOISE RATIO	> 70 dB (CD); > 60 dB (RADIO)
CHANNEL SPLIT	≥ 60 dB (CD); ≥ 30 dB (RADIO)
SENSITIVITY	≤ 10 V
SUPPLY VOLTAGE	220 ÷ 240 V / 110 ÷ 120 V (50 / 60 Hz)
OUTPUT CONNECTORS	RCA (L&R RADIO); RCA (L&R CD USB/MP3); RCA (L&R MIXED)

# AMPLIFIERS AND PREAMPLIFIERS

For constant voltage systems or professional audio applications.



MODEL	ES 3323	ES 3160
OUTPUT RMS POWER	320 W	160 W
OUTPUT	4 Ω (2W max), 100 V, 70 V	4 Ω, 100 V, 70 V
FREQUENCY RESPONSE	50 ÷ 18.000 Hz	50 ÷ 18.000 Hz
DISTORTION @ 1 kHz	< 0.3%	< 0.3%
SIGNAL TO NOISE RATIO	> 65 dB	> 65 dB
INPUT SENSITIVITY	(MIC) -60 dBu; (AUX) -80 dBu	(MIC) -60 dBu; (AUX) -80 dBu
INPUT IMPEDANCE	(MIC) 10 KΩ; (AUX) 20 KΩ	(MIC) 10 KΩ; (AUX) 20 KΩ
INPUT CONNECTORS	1 x XLR, 2 x RJ45, 4Term., 1 RCA	1 x XLR, 2 x RJ45, 4 Term., 1 RCA
OUTPUT CONNECTORS	4 x RCA, Screw terminal	4 x RCA, Screw terminal



MODEL	AM 2160 - AM 2320	AM 2080	UP 1121
OUTPUT RMS POWER	160 W / 320 W	80 W	120 W
OUTPUT	4 Ω, 100 V, 70 V	4 Ω, 100 V, 70 V	4 Ω, 100 V, 70 V
FREQUENCY RESPONSE	50 ÷ 18.000 Hz	50 ÷ 18.000 Hz	60 ÷ 15.000 Hz
DISTORTION @ 1 kHz	< 0.3%	< 0.3%	< 1.5%
SIGNAL TO NOISE RATIO	> 60 dB	> 60 dB	> 80 dB
INPUT SENSITIVITY	(MIC) -58 dBu; (LINE) 0 dBu	(MIC) -62 dBu; (LINE) 0 dBu	(LINE) 2 dBu
INPUT IMPEDANCE	(MIC) 10 KΩ; (AUX) 20 KΩ	(MIC) 10 KΩ; (AUX) 20 KΩ	(MIC) 10 KΩ
INPUT CONNECTORS	1 x XLR, 2 x RJ45, 4 Term., 4 RCA	1 x XLR, 2 x RJ45, 4 Term.	Balanced 'line' level AUDIO INPUT (terminal strip)
OUTPUT CONNECTORS	4 x RCA, Screw terminal	4 x RCA, Screw terminal	Screw terminal



MODEL	UP 2081 / UP 2161 / UP 2321	UP 2082 / UP 2162	AM 1125
OUTPUT RMS POWER	80W / 160 W / 320 W	2 x 80W / 2 x 160 W	120 W
OUTPUT	4 Ω, 100 V, 70 V	4 Ω, 100 V, 70 V	4 Ω, 100 V, 70 V
FREQUENCY RESPONSE	50 ÷ 18.000 Hz	50 ÷ 18.000 Hz	50 ÷ 15.000 Hz
DISTORTION @ 1 kHz	< 0.3%	< 0.3%	< 1.5%
SIGNAL TO NOISE RATIO	> 80 dB	> 80 dB	> 85 dB
INPUT SENSITIVITY	(MIC) -58 dBu; (LINE) 0 dBu	(MIC) -58 dBu; (LINE) 0 dBu	(MIC) -54 dBu; (LINE) -12 dBu
INPUT IMPEDANCE	(MIC) 10 KΩ; (AUX) 20 KΩ	(MIC) 10 KΩ; (AUX) 20 KΩ	(MIC) 600 Ω; (AUX) 10 KΩ
INPUT CONNECTORS	1 x XLR, 1 x RJ45, 1 Screw terminal	1 Screw terminal	MIC/LINE with XLR connector, 'Phantom' power supply, priority by contact or 'VOX'
OUTPUT CONNECTORS	1 x RCA, Screw terminal	1 x RCA, Screw terminal	Screw terminal



MODEL	UP 8501	UP 8502	UP 8504
OUTPUT RMS POWER	1 X 500 W	2 X 250 W	4 X 125 W
OUTPUT	100 V, 70 V	100 V, 70 V	100 V, 70 V
FREQUENCY RESPONSE	20 HZ ÷ 20 KHZ	20 HZ ÷ 20 KHZ	20 HZ ÷ 20 KHZ
DISTORTION @ 1 kHz	< 0.3%	< 0.3%	< 0.3%
SIGNAL TO NOISE RATIO	> 86 dB	> 86 dB	> 86
INPUT SENSITIVITY	0 DBU (775 MV, MAX. 7 V)	0 DBU (775 MV, MAX. 7 V)	0 DBU (775 MV, MAX. 7 V)
INPUT IMPEDANCE	10 KΩ	10 KΩ	10 KΩ
INPUT CONNECTORS	Screw terminal	Screw terminal	Screw terminal
OUTPUT CONNECTORS	Screw terminal	Screw terminal	Screw terminal



## ES 3323

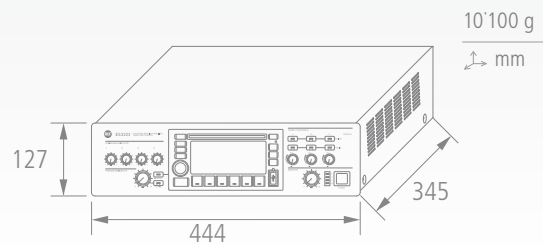
p/n 121.35.064

3 - ZONE MIXER - AMPLIFIER WITH  
TUNER AND CD/USB - MP3 PLAYER



- Mixer-amplifier with 4 mic-line inputs on removable connectors a CD/USB - MP3 player and tuner, an aux input for an additional external music source
- IR Remote control for CD - USB/MP3 player & tuner functions
- Full digital technology amplifier 320W RMS, 100V - 70V outputs
- 4 universal inputs with phantom facility, Presence Control and per-channel High-Pass filters
- RJ 45 connectors on input 2 and 3 for connection to BM3001 and BM 3003 paging microphones
- Screw terminal connections, additional XLR and RJ45 input connections available
- USB port on front panel allows reproduction of MP3 files from a memory stick
- Music On Hold and PRE outputs
- The 3 PAGING buttons can be used to select zones to be paged by either the channel 1 or 4
- GENERAL call button with override function is available
- The 3 MUSIC buttons turn the music on in the respective zones
- Possible to link an external power amplifier to keep the background music in the zones that are not paged
- Low impedance (min. 4  $\Omega$ ) 2 W output for a monitor loudspeaker is available as well

### REAR VIEW



### SPECIFICATIONS

	ES 3323
OUTPUT POWER	320 W
FREQUENCY RESPONSE	50 - 18.000 Hz ( $\pm$ 3 dB)
DISTORTION (THD+N)	< 0,3% @ 1 kHz
SPEAKER OUTPUTS	100 V, 70 V, 4 $\Omega$ (MONITOR MAX 2 W)
AUXILIARY OUTPUTS	600 $\Omega$ , -1 dBu (690 mV)
SIGNAL TO NOISE RATIO	> 65 dB (INPUTS 1-4); > 75 dB (AUX IN); > 85 dB (MAIN IN)
INPUT SENSITIVITY	(MIC) -58 dBu (1 mV); (MIC PHANTOM) -28 dBu (30 mV); (AUX) -11 $\div$ +10 dBu (0.2 $\div$ 2.5 V)
INPUT IMPEDANCE	(MIC) 10 K $\Omega$ ; (AUX) 20 K $\Omega$ (MIC) 10 k $\Omega$ ; (MIC PHANTOM) 6.5 k $\Omega$ ; (LINE): 10 k $\Omega$ ; (AUX): 20 k $\Omega$
SUPPLY VOLTAGE	220 $\div$ 240 V / 110 $\div$ 120 V (50 / 60 Hz) INTERNAL SETTING
POWER CONSUMPTION	600 W
INPUT CONNECTORS	1 x XLR, 2 x RJ 45, 4 x TERMINAL
OUTPUT CONNECTORS	4 x RCA (MUSIC ON HOLD, PRE-OUT, INTERNAL PROGRAM), SCREW TERMINALS FOR CONSTANT VOLTAGE LINES

## BM 3003

p/n 143.22.012

3 ZONE PAGING MICROPHONE



The paging microphone allows to make selective calls to 3 zones and is the ideal complement of the ES 3323 mixer amplifier (through CAT 5 cable and RJ 45 connector)

## AR 3000

p/n 133.60.101

RACK SUPPORT

Rack mounting support, 3U.

# ES 3160

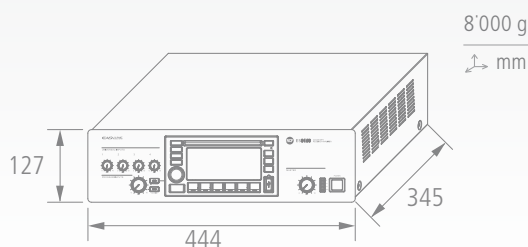
p/n 121.35.057

## CD-USB/MP3 DIGITAL RECEIVER AMPLIFIER



- CD - USB/MP3 Player / FM tuner / Mixer-Amplifier
- IR Remote control for CD - USB/MP3 player & tuner functions
- Full digital technology amplifier 160W RMS, 100V-70V and 4 Ohm outputs
- 4 universal inputs with phantom facility, Presence Control and per-channel High-Pass filters
- RJ45 connectors on input 2 and 3 for connection to BM3001 microphone
- Configurable Priority settings, VOX facility on input 1
- Selectable aux input for music source with volume and tone controls
- USB port on front panel allows reproduction of MP3 files from a memory stick
- Music On Hold and PRE outputs
- Microprocessor controlled
- Digital Chime and Siren built-in generator
- Continuous Chime or Siren activation through dry contact
- Screw terminal connections, additional XLR and RJ45 input connections available
- 3U rack mounting through optional accessory
- Status / Priority / Audio Level LED indications

### REAR VIEW



### SPECIFICATIONS

### ES 3160

OUTPUT POWER	160 W
FREQUENCY RESPONSE	50 ÷ 18.000 Hz (± 3 dB)
DISTORTION (THD+N)	< 0.3% @ 1 kHz
SPEAKER OUTPUTS	100 V, 70 V, 4 Ω
AUXILIARY OUTPUTS	600 Ω, -1 dBu (690 mV)
SIGNAL TO NOISE RATIO	> 65 dB (INGRESSO 1-4); > 75 dB (AUX IN); > 85 dB (MAIN IN)
INPUT SENSITIVITY	(MIC) -58 dBu (1 mV); (MIC PHANTOM) -28 dBu (30 mV); (AUX) -11 ÷ +10 dBu (0.2 ÷ 2.5 V)
INPUT IMPEDANCE	(MIC) 10 kΩ; (AUX) 20 kΩ (MIC) 10 kΩ; (MIC PHANTOM) 6.5 kΩ; (LINE): 10 kΩ; (AUX): 20 kΩ
SUPPLY VOLTAGE	220 ÷ 240 V / 110 ÷ 120 V (50 / 60 Hz) INTERNAL SETTING
POWER CONSUMPTION	350 W
INPUT CONNECTORS	1 x XLR, 2 x RJ 45, 4 x TERMINAL
OUTPUT CONNECTORS	4 x RCA (MUSIC ON HOLD, PRE-OUT, INTERNAL PROGRAM), SCREW TERMINALS FOR CONSTANT VOLTAGE LINES

# BM 3001

p/n 143.22.008

## MICROPHONE CONSOLE



Dedicated microphone console with Cat5 connection cable and RJ45 connector.

# AR 3000

p/n 133.60.101

## RACK SUPPORT

Rack mounting support, 3U.

AMPLIFIERS AND PREAMPLIFIERS

# AM 1125

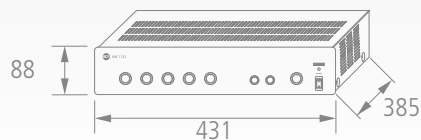
MIXER AMPLIFIER

p/n 121.35.082

- 120W 4-inputs Mixer-Amplifier
- 4 XLR input
- VOX facility and Phantom power supply on input 1
- Audio input 3 also with dual RCA connector
- Aux input on dual RCA connector
- DUCKING Control to adjust the Aux in level
- Audio output (with RCA connector) that sends the same signal routed to the internal amplifier
- Audio input (with RCA connector) to connect an external device directly to the internal power amplifier
- AM 1125 Input for the secondary 24 V dc power supply (batteries)
- Amplifier output to loudspeakers, available as 100 / 70 V constant voltage line and Low impedance (min. 4 Ω)



## REAR VIEW



12'000 g

↕ mm

### SPECIFICATIONS

### AM 1125

OUTPUT POWER	120 W
FREQUENCY RESPONSE	60 Hz ÷ 15.000 Hz (± 3 dB)
DISTORTION (THD+N)	< 1,5% @ 1 kHz
SPEAKER OUTPUTS	70 V (83 Ω) / 100 V (167 Ω)
SIGNAL TO NOISE RATIO	> 80 dB
INPUT SENSITIVITY	1 V (+ 2 dBu) dBu
INPUT IMPEDANCE	10 kΩ
SUPPLY VOLTAGE	115-2 30V / 50-60 V ~ Hz
POWER CONSUMPTION	120 W

# UP 1121

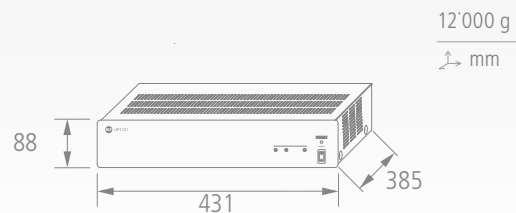
INTEGRATED AMPLIFIER

p/n 121.35.083

- 120 W power amplifier
- Single balanced 'line' level audio input (terminal strip)
- Amplifier output to loudspeakers, available as 100 / 70 V constant voltage line and Low impedance (min. 4 Ω)
- Input for the secondary 24 V dc power supply (batteries)
- MASTER volume control with screw
- BASS and TREBLE tone screw control (centre position is flat response)
- Main POWER switch
- LEDs indicating the audio signal level
- Main connector with fuse



REAR VIEW



SPECIFICATIONS

UP 1121

OUTPUT POWER	120 W
FREQUENCY RESPONSE	60 Hz ÷ 15.000 Hz (± 3 dB)
DISTORTION (THD+N)	< 1,5% @ 1 kHz
SPEAKER OUTPUTS	70 V (83 Ω) / 100 V (167 Ω)
SIGNAL TO NOISE RATIO	> 80 dB
INPUT SENSITIVITY	1 V (+ 2 dBu) dBu
INPUT IMPEDANCE	10 kΩ
SUPPLY VOLTAGE	115-230V / 50-60 V ~ Hz
POWER CONSUMPTION	120 W

AM 2160  
AM 2320

| p/n 121.35.058

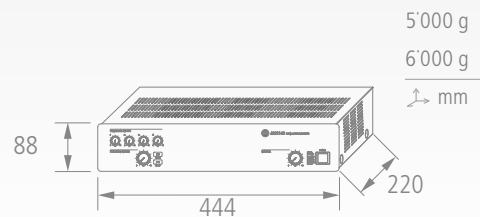
| p/n 121.35.059

INTEGRATED AMPLIFIERS



- 160/320W 4-input Mixer-Amplifier
- Input 1 on XLR
- VOX facility on input 1
- Priority activation through dry contact on all 4 inputs
- RJ45 connectors on input 2 and 3 for connection to BM3001 microphone
- Presence Control and per-channel High-Pass filters
- 2 Aux inputs with tone controls, selectable with two keys on the front panel
- Music On Hold and PRE outputs
- Digital Chime and Siren built-in generator
- 24V/0.5A priority relay output
- Status / Priority / Audio Level LED indications

REAR VIEW



SPECIFICATIONS

AM 2160 - AM 2320

OUTPUT POWER	160 W (AM 2160) - 320 W (AM 2320)
FREQUENCY RESPONSE	50 Hz ÷ 18.000 kHz
DISTORTION (THD+N)	< 0.3% @ 1 kHz
SPEAKER OUTPUTS	100 V, 70 V, 4 Ω
AUXILIARY OUTPUTS	600 Ω, -1 dBu (690 mV)
SIGNAL TO NOISE RATIO	> 60 dB (INPUTS 1-4); > 80 dB (AUX IN)
INPUT SENSITIVITY	(MIC) -58 dBu (1 mV); (MIC PHANTOM) -21 dBu (70 mV); (LINE) 0 dBu (775 mV); (AUX) -6 ÷ +13 dBu (0.39 ÷ 3.5 V)
INPUT IMPEDANCE	(MIC) 10 kΩ; (MIC PHANTOM) 5 kΩ; (LINE): 10 kΩ; (AUX): 20 kΩ
SUPPLY VOLTAGE	230 V / 115 (50 / 60 Hz) - INTERNAL SETTING
POWER CONSUMPTION	240 W (AM 2160) - 440 W (AM 2320)
INPUT CONNECTORS	1 x XLR, 2 x RJ 45, 4 x SCREW TERMINALS, 2 x DOUBLE RCA (AUX)
OUTPUT CONNECTORS	2 x RCA (MUSIC ON HOLD, PRE-OUT), SCREW TERMINALS FOR SPEAKERS

BM 3001  
MICROPHONE CONSOLE

| p/n 143.22.008



Dedicated microphone console with Cat5 connection cable and RJ45 connector.





# AM 2080

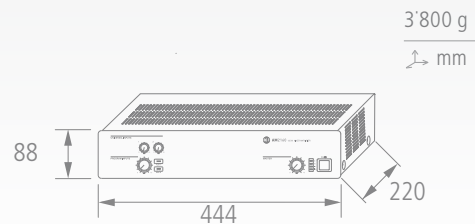
INTEGRATED AMPLIFIER

p/n 121.35.062



- 80 W mixer-amplifier, with 2 mic-line audio inputs on removable connectors and 2 aux inputs for music sources
- Input 1 also has an XLR XLR socket
- The input 1 has a signal detection circuit ('VOX') providing automatic priority operation
- The inputs 1 and 2 can access the priority through an external command
- The inputs 2 also has an RJ 45 port for quick connection of an RCF BM 3001 paging microphone (through CAT5 cable)
- The 2 mic-line inputs have a high-pass filter that are useful to improve speech intelligibility
- 2 Aux inputs with tone controls, selectable with two keys on the front panel
- A 'MUSIC ON HOLD' aux output allows to send the music to additional amplifiers, mixers, phone systems
- A 'PRE OUT' aux output is useful to send the signal to additional amplifiers
- Digital Chime built-in generator
- The amplifier output is available either for low impedance loudspeakers (min. 4 Ω) or 100 - 70 V constant voltage line (for loudspeakers having 100 - 70 V transformers)
- Front panel LEDs indicate the device state (ON, PROT), priority circuit enabled (PRIOR) and the signal level / peak (SIG/PK)

REAR VIEW



SPECIFICATIONS

AM 2080

OUTPUT POWER	80 W
FREQUENCY RESPONSE	50 - 18.000 Hz (± 3 dB)
DISTORTION (THD+N)	< 0,3% @ 1 kHz
SPEAKER OUTPUTS	100 V, 70 V, 4 Ω
AUXILIARY OUTPUTS	600 Ω, -1 dBu (690 mV)
SIGNAL TO NOISE RATIO	> 60 dB (INPUTS 1-2); > 80 dB (AUX IN)
INPUT SENSITIVITY	(MIC) -62 dBu (1 mV); (MIC PHANTOM) -28 dBu (30 mV); (AUX) -18 ÷ +20 dBu (0.1 ÷ 7 V)
INPUT IMPEDANCE	(MIC) 10 kΩ; (MIC PHANTOM) 10 kΩ; (AUX) 20 KΩ
SUPPLY VOLTAGE	220 ÷ 240 V / 110 ÷ 120 V (50 / 60 Hz) INTERNAL SETTING
POWER CONSUMPTION	80 W
INPUT CONNECTORS	1 x XLR, 1 x RJ 45, 2 x TERMINAL, 2 x DOUBLE RCA (AUX)
OUTPUT CONNECTORS	2 x RCA (MUSIC ON HOLD, PRE-OUT), SCREW TERMINALS FOR CONSTANT VOLTAGE LINES

# BM 3001

MICROPHONE CONSOLE

p/n 143.22.008



Dedicated microphone console with Cat5 connection cable and RJ45 connector.



## UP 2161

**EASYLINE SOLUTIONS** | p/n 121.35.060

## UP 2321

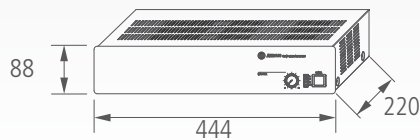
| p/n 121.35.061

### POWER AMPLIFIERS



- Versatile amplifier for music and announcements
- Three different models with same features but different power: UP 2161 - 160 W; UP 2321 - 320 W
- Main input with selectable phantom power on removable connector XLR or RJ45 (for a quick connection with BM3001 through CAT5FTP cable)
- AUX input for audio sources (CD players, radios, etc.) through RCA connector
- Tone controllers and gain on AUX input
- Main input with priority option on the auxiliary one
- Main input with presence control and high-pass filter to enhance voice intelligibility
- Available output for low impedance speakers (4 Ohm min) or for constant voltage 100 - 70 V
- LED indicators on the front panel to monitor the amp status (ON, PROT, OVERLOAD) the selected priority (PRIOR) and signal level (SIG / PK)
- Rack mount kit for 2U amps included

### REAR VIEW



4'500 g  
5'500 g  
↕ mm

### SPECIFICATIONS

### UP 2161 - UP 2321

OUTPUT POWER	160 W (UP 2161) - 320 W (UP 2321)
FREQUENCY RESPONSE	50 Hz ÷ 18.000 kHz
DISTORTION (THD+N)	< 0.3% @ 1 kHz
SPEAKER OUTPUT	100 V, 70 V, 4 Ω
SIGNAL/NOISE RATIO	> 60 dB (INPUTS 1-4); > 80 dB (AUX IN)
INPUT SENSITIVITY	(MIC) -58 dBu (1 mV); (MIC PHANTOM) -21 dBu (70 mV); (LINE) 0 dBu (775 mV); (AUX) -6 ÷ +13 dBu (0.39 ÷ 3.5 V)
INPUT IMPEDANCE	(MIC) 10 kΩ; (MIC PHANTOM) 5 kΩ; (LINE): 10 kΩ; (AUX): 20 kΩ
POWER SUPPLY	230 V / 115 (50 / 60 Hz) - INTERNAL SETTING
ABSORBED POWER	240 W (UP 2161) - 440 W (UP 2321)
INPUT CONNECTORS	1 x XLR, 1 x RJ 45, 1 x SCREW TERMINALS, 1 x DOUBLE RCA (AUX)
OUTPUT CONNECTORS	SCREW TERMINALS

## BM 3001

**EASYLINE SOLUTIONS** | p/n 143.22.008

### MICROPHONE CONSOLE

BM 3001 microphone console with CAT5 cable and RJ 45 connectors.



UP 2082  
UP 2162  
POWER AMPLIFIERS

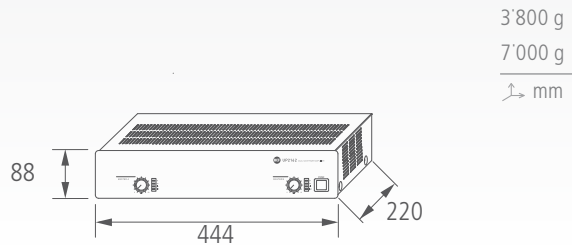
p/n 121.35.066

p/n 121.35.065



- UP 2082 and UP 2162 are devices with 2 separated and independent amplifiers, each one with an 80 W (UP 2082) or 160 W (UP 2162) power.
- Each amplifier features 2 audio inputs to "line" level, one of these with priority function
- Each amplifier has its own volume and tone controls
- Light indicators for the system status (ON), protection (PROT), priority circuit activation (PRIOR) and peak/audio signal level (SIG/PK) of the corresponding amplifier
- Two outputs for each amplifier, available to low impedance (4 Ω) or constant voltage 100 – 70 V
- 19" rack mount kit

REAR VIEW



SPECIFICATIONS

UP 2082

UP 2162

OUTPUT POWERS	2 x 80 W	2 x 160 W
FREQUENCY RESPONSE	50 - 16.000 Hz (± 3 dB)	50 - 16.000 Hz (± 3 dB)
DISTORTION (THD+N)	< 0,3% @ 1 kHz	< 0,3% @ 1 kHz
SPEAKER OUTPUTS	100 V, 70 V, 4 Ω	100 V, 70 V, 4 Ω
AUXILIARY OUTPUTS	600 Ω, -1 dBu (690 mV)	600 Ω, -1 dBu (690 mV)
SIGNAL/NOISE RATIO	> 80 dB	> 80 dB
INPUT SENSITIVITY	IN 1: -12 dBu, IN 2: -32 ÷ -12 dBu	IN 1: -12 dBu, IN 2: -32 ÷ -12 dBu
INPUT IMPEDANCE	IN 1: 20 kΩ, IN 2: 20 kΩ (stereo: 10 kΩ)	IN 1: 20 kΩ, IN 2: 20 kΩ (stereo: 10 kΩ)
POWER SUPPLY	115-230V (internal setting) / 50-60 Hz	115-230V (internal setting) / 50-60 Hz
ABSORBED POWER	350 W	700 W
INPUT CONNECTORS	2 x SCREW TERMINALS	2 x SCREW TERMINALS
OUTPUT CONNECTORS	REMOVABLE SCREW TERMINALS	REMOVABLE SCREW TERMINALS

## UP 8501 UP 8502

| p/n 121.35.070

| p/n 121.35.077

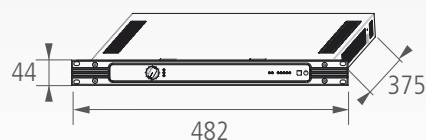
### DIGITAL POWER AMPLIFIER



- Class D amplifier and double switching AC-DC power supply, transformer-less galvanic insulated speaker output
- Pro audio performance
- Selectable 70 – 100 V output per channel
- Double input per channel
- Active full protections on amplifier and power supply  
Stand-by, priority and fault remote commands  
Activity and status indicators  
Volume knobs on front panel with disablement facility  
Light-weight 1 U 19" rack enclosure

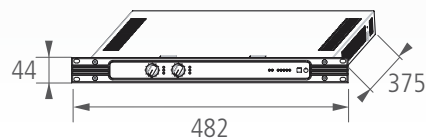
### REAR VIEW

UP 8501



1'124 g  
↕ mm

UP 8502



1'168 g  
↕ mm

### SPECIFICATIONS

	UP 8501	UP 8502
NO. CHANNELS X OUTPUT POWER (RMS)	1 X 500 W	2 X 250 W
FREQUENCY RESPONSE	40 Hz ÷ 16 kHz	
BAND-PASS FILTER (12 DB / OCT)	200 Hz ÷ 8 kHz	
THD AND NOISE (AT MAX. POWER)	MAX. 0.3%	
SIGNAL / NOISE RATIO (IEC-A)	86 DB	
INPUT 1 SENSITIVITY	0 dBu (775 mV, max. 7 V)	
INPUT 2 SENSITIVITY	0 ÷ -20 dBu (775 ÷ 78 mV, max. 7 V)	
IN TEST SENSITIVITY	0 dBu (775 mV)	
INPUT IMPEDANCE	10 kΩ	
MINIMUM LOAD IMPEDANCE OF EACH 70 V LINE	10 Ω	20 Ω
MINIMUM LOAD IMPEDANCE OF EACH 100 V LINE	20 Ω	40 Ω
OVER SIGNAL LIMITER	20 dB	
OPERATING VOLTAGE	Da rete: 115 – 230V c.a. ±10%, 50 – 60 Hz (internal voltage selector) Batteries: 48 V c.c. ±10%	
POWER CONSUMPTION, AC STAND-BY	3 W	
POWER CONSUMPTION, DISABLED AMP.	13 W	15 W
POWER CONSUMPTION, NO INPUT SIGNAL	25 W	36 W
POWER CONSUMPTION, MUSICAL SIGNAL	160 W	
POWER CONSUMPTION, MAX. OUTPUT POWER	650 W	
POWER CONSUMPTION, MAX. OVERLOAD	800 W	
OPERATING TEMPERATURE	0 ÷ 55 °C; Humidity: max 90%	
DIMENSIONS (W, H, D)	482 mm, 44 mm, 375 mm (1 rack unit 19")	
NET WEIGHT	5.1 KG	5.3 KG

# UP 8504

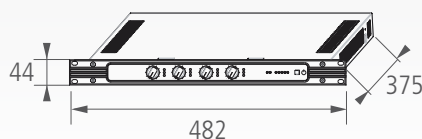
DIGITAL POWER AMPLIFIER

| p/n 121.35.079



- Class D amplifier and double switching AC-DC power supply, transformer-less galvanic insulated speaker output
- Pro audio performance
- Selectable 70 – 100 V output per channel
- Double input per channel
- Active full protections on amplifier and power supply
- Stand-by, priority and fault remote commands
- Activity and status indicators
- Volume knobs on front panel with disablement facility
- Light-weight 1 U 19" rack enclosure

## REAR VIEW



1'212 g  
mm

## SPECIFICATIONS

### UP 8504

NO. CHANNELS X OUTPUT POWER (RMS)	4 X 125 W
FREQUENCY RESPONSE	40 HZ ÷ 16 kHz
BAND-PASS FILTER (12 DB / OCT)	200 HZ ÷ 8 kHz
THD AND NOISE (AT MAX. POWER)	MAX. 0.3%
SIGNAL / NOISE RATIO (IEC-A)	86 DB
INPUT 1 SENSITIVITY	0 dBu (775 mV, max. 7 V)
INPUT 2 SENSITIVITY	0 ÷ -20 dBu (775 ÷ 78 mV, max. 7 V)
IN TEST SENSITIVITY	0 dBu (775 mV)
INPUT IMPEDANCE	10 kΩ
MINIMUM LOAD IMPEDANCE OF EACH 70 V LINE	40 Ω
MINIMUM LOAD IMPEDANCE OF EACH 100 V LINE	80 Ω
OVER SIGNAL LIMITER	overload, short circuit, overheating
OPERATING VOLTAGE	Da rete: 115 – 230V c.a. ±10%, 50 – 60 Hz (internal voltage selector) Batteries: 48 V c.c. ±10%
POWER CONSUMPTION, AC STAND-BY	3 W
POWER CONSUMPTION, DISABLED AMP.	20 W
POWER CONSUMPTION, NO INPUT SIGNAL	50 W
POWER CONSUMPTION, MUSICAL SIGNAL	160 W
POWER CONSUMPTION, MAX. OUTPUT POWER	650 W
POWER CONSUMPTION, MAX. OVERLOAD	800 W
OPERATING TEMPERATURE	0 ÷ 55 °C; Humidity: max 90%
DIMENSIONS (W, H, D)	482 mm, 44 mm, 375 mm (1 rack unit 19")
NET WEIGHT	5.5 KG



# PR 4092

p/n 121.35.032

9 INPUTS, 2 OUTPUTS  
PREAMPLIFIER



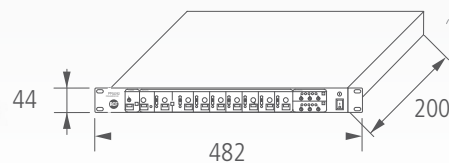
- Preamplifier/mixer 9 inputs - 2 outputs
- 9 balanced XLR inputs
- 8 inputs have MIC/LINE sensitivity
- Switchable PHANTOM 12 V power supply and HIGH-PASS filters on the microphone inputs
- Each input has an OUTPUT SELECTOR
- SIGNAL presence indicator on each input
- 2 levels of PRIORITY:
  - input 1 by VOX or by contact on removable connector
  - inputs 2 and 3 by VOX

- 4 of the LINE inputs are available on RCA stereo connectors
- Built-in three-tone chime generator with contact on removable Euro-block connector
- 2 balanced XLR outputs
- Tone controls (Treble and Bass) on each output
- LED level measurement on the two outputs
- RECORD OUTPUT on RCA connector (pre-master)
- 19" rack mount 1U

## REAR VIEW

2'000 g

mm



## SPECIFICATIONS

SPECIFICATIONS	PR 4092
AUDIO OUTPUT LEVEL	MASTER A,B: +4 dBu (1.23 V); REC: 0 dBu (775 mV)
FREQUENCY RESPONSE	20 ÷ 20.000 Hz
DISTORTION (THD+N)	< 0.5% (MIC); < 0.3% (LINE)
TONE CONTROLS	BASS: 100 Hz ± 10 dB; TREBLE: 10 kHz ± 10 dB
SIGNAL TO NOISE RATIO	> 75dB (LINE) > 60 dB (MIC)
INPUT SENSITIVITY	MIC: - 50 dBu (2.45 mV); LINE: - 10 dBu (245 mV)
INPUT IMPEDANCE	MIC (XLR) e LINE (XLR): 5 kΩ BALANCED; LINE (RCA): 10 kΩ BALANCED
OUTPUT IMPEDANCE	MASTER 200 kΩ BALANCED; REC: 2.2 kΩ UNBALANCED
SUPPLY VOLTAGE	220÷240 V / 110÷120 V (50 / 60 Hz) - 24 VCC
POWER CONSUMPTION	450 W
INPUT CONNECTORS	9 x XLR, 4 x RCA (L&R)
OUTPUT CONNECTORS	2 x XLR, 2 x RCA

# AM 6020

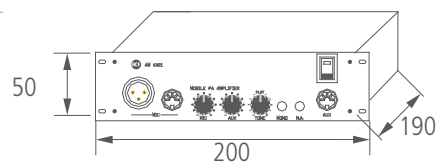
MOBILE AMPLIFIER

p/n 121.10.012



1'100 g

mm



- 2 unbalanced AUX stereo inputs on DIN connector
- 1 balanced microphone input on DIN connector, 1 balanced microphone input on XLR connector
- Circuit for automatic attenuation of music in the presence of announcements
- One-tone signal generator 600 Hz (siren)
- Protection against overload and short circuits
- Power supply 12 Vdc or 24 Vdc selectable

### SPECIFICATIONS

TYPE

FREQUENCY RESPONSE

CONSUMPTION

NOMINAL POWER

INPUT SENSITIVITY

CONNECTORS

### AM 6020

STEREO AMPLIFIER

150÷6.000 Hz (mic) 20÷15.000 Hz (aux)

80 W (24 V cc) - 40 W (12 V cc)

20+20 W (24 V cc) - 10+10 W (12 V cc)

50 mV ÷ 5 V RMS

DIN o XLR / 0,7 mV – 2 KOhm (mic), e DIN (aux) / 150 mV – 22 KOhm

# FLUSH MOUNTED AND WALL SPEAKERS

The best solutions for wall or flush installations in false ceiling or panels.



MODEL	PL 40	PL 50	PL 60	PL 6X	PL 8X
TYPE	Ceiling speaker	Ceiling speaker	Ceiling speaker	Ceiling speaker	Ceiling speaker
INSTALLATION	Flush mounted	Flush mounted	Flush mounted	Flush mounted	Flush mounted
COLOUR	White	White	White	White	White
SPEAKER	3.5"	6"	6" dual-cone	6" + 1"	8" + 1"
POWER NOM. / PROGRAM	8 W RMS / 16 W	3 W RMS– 6 W	6 W RMS / 12 W	12 W RMS / 24 W	20 W RMS / 40 W
INPUT	100 V, 70 V	100 V	100 V, 70 V	100 V, 70 V	100 V, 70 V
FREQUENCY RESPONSE	90 ÷ 20.000 Hz	100 Hz ÷ 20 kHz	110 ÷ 20.000 Hz	70 ÷ 20.000 Hz	60 ÷ 20.000 Hz
MAX. SOUND PRESSURE	100 dB	98 dB	102 dB	106 dB	109 dB
ANGLE OF COVERAGE	120°	150°	150°	100°	80°
PROTECTION	IP 44	-	-	IP 44	IP 44



MODEL	PL 60 FD	PL 70 EN	HS 1026	PLF 30	BS 8	BS 2620
TYPE	Ceiling speaker	Ceiling speaker	Ceiling speaker	Ceiling speaker	Spherical	Spherical
INSTALLATION	Flush mounted	Flush mounted	Flush mounted	Flush mounted	Suspended	Suspended
COLOUR	White	White	White/Gold/Chrome	White (paintable)	White	White
SPEAKER	6" dual-cone	6" dual-cone	2.5"	3"	8"	6" dual-cone
POWER NOM. / PROGRAM	6 W RMS / 12 W	6 W RMS / 12 W	6 W RMS / 12 W	6 W RMS / 12 W	20 W RMS / 40 W	20 W RMS / 40 W
INPUT	100 V, 70 V	100 V, 70 V	100 V, 70 V	100 V	100 V	100 V
FREQUENCY RESPONSE	150 ÷ 15.000 Hz	120 ÷ 14.000 Hz	220 ÷ 17.000 Hz	150 Hz ÷ 7 kHz	160 ÷ 12.500 Hz	20 ÷ 20.000 Hz
MAX. SOUND PRESSURE	105 dB	109 dB	102 dB	99 dB	106 dB	106 dB
ANGLE OF COVERAGE	150°	150°	170°	170°	360° (Horiz) 140° (Ver)	360° (Horiz) 150° (Ver)
PROTECTION	-	EN 54-24	-	-	-	IP 55



MODEL	DM 41	DM 61	DU50 EN	DU 100X	WS 620-XT
TYPE	Compact two-way	Compact two-way	Universal	Universal	Universal two-way
INSTALLATION	Wall	Wall	Wall or flush mounted	Wall or flush mounted	Flush-mounted
COLOUR	White Ivory	White Ivory	White	White	White
SPEAKER	3.5" + 1"	6" + 1"	4.5"	4" + 1"	6" + 1"
POWER NOM. / PROGRAM	15 W RMS / 30 W	25 W RMS / 50 W	6 W RMS / 12 W	10 W RMS / 20 W	12 W RMS / 24 W
INPUT	100 V, 70 V	100 V, 70 V	100 V, 70 V	100 V, 70 V, 25 V	100 V, 70 V, 4 Ω
FREQUENCY RESPONSE	100 ÷ 20.000 Hz	70 ÷ 20.000 Hz	200 ÷ 12.000 Hz	100 ÷ 18.000 Hz	70 ÷ 20.000 Hz
MAX. SOUND PRESSURE	102 dB	106 dB	102 dB	103 dB	105 dB
ANGLE OF COVERAGE	180° (Horiz) 170° (Ver)	120° (Horiz) 140° (Ver)	150°	100° (Horiz) 140° (Ver)	120°
PROTECTION	IP 55	IP 55	EN 54-24		IP 55



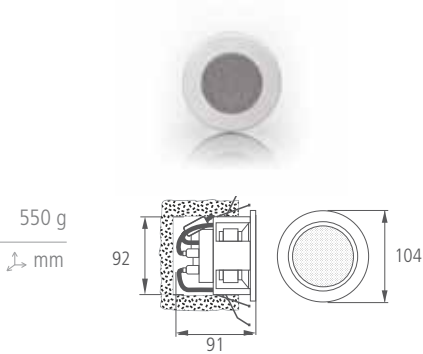
MODEL	DU 31	DU 31 AT	ELISA 50	DMW 20A
TYPE	Universal two-way	Universal two-way	Universal	2 way active
INSTALLATION	Wall or Flush-mounted	Wall or Flush-mounted	Flush-mounted	Wall or Flush-mounted
COLOUR	White Ivory	White Ivory	White	White
SPEAKER	3.5" + 0.85"	3.5" + 0.85"	3.5"	3" full-range
POWER NOM. / PROGRAM	8 - 4 - 2 W (100 V) - 8 W (25 V)	8 - 4 - 2 - 1 - 0,5W (100V) - 8 W (25V)	6 W RMS / 12 W	20 W RMS
INPUT	100 V, 70 V, 25 V	100 V, 70 V, 25 V	100 V, 70 V, 25 V, 4 Ω	RCA AND 6.3 MM JACK BALANCED
FREQUENCY RESPONSE	100 ÷ 17.000 Hz	100 ÷ 17.000 Hz	120 ÷ 16.000 Hz	130 Hz ÷ 20 kHz
MAX. SOUND PRESSURE	91 dB	91 dB	99 dB	98 dB
ANGLE OF COVERAGE	160°	160°	160°	-

## HS 1026W

SPOTLIGHT CEILING SPEAKER

p/n 131.10.062

- For paging and background music
- High-pass filter for use with optional subwoofer
- Low impedance (8Ω) or 100V
- Built-in multi-tapped transformer for 100/70V constant voltage connection
- Ease of installation in standard holes used for lightspots



### SPECIFICATIONS

### HS 1026 W

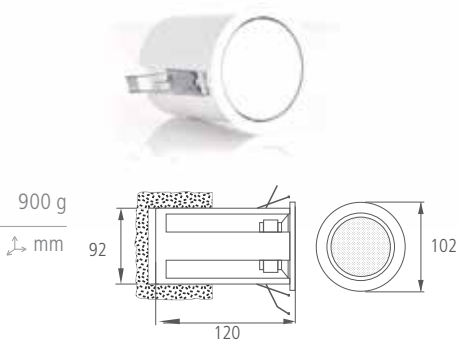
POWER	6 - 3 W (100 V)
CONSTANT VOLTAGE	100 V, 70 V
FREQUENCY RESPONSE	220 ÷ 17.000 Hz (± 3 dB)
SENSITIVITY (1 m / 1 W)	89 dB
MAXIMUM SOUND PRESSURE	102 dB (1 m / POWER MAX)
ANGLE OF COVERAGE	170°

## PLF 30

PAINTABLE FLUSH MOUNTING CEILING SPEAKER

p/n 131.33.061

- Particularly suitable for business music applications
- Extra-wide dispersion over 160°
- 3" wide-range transducer with flat diaphragm
- Sound Pressure Level: 83 dB @ 1W/1m
- Built-in multi-tapped transformer for 100/70V constant voltage connection
- Body in self-extinguishing plastic
- Front paintable flat cone in white, Clips or Spring-type mounting systems provided



### SPECIFICATIONS

### PLF 30

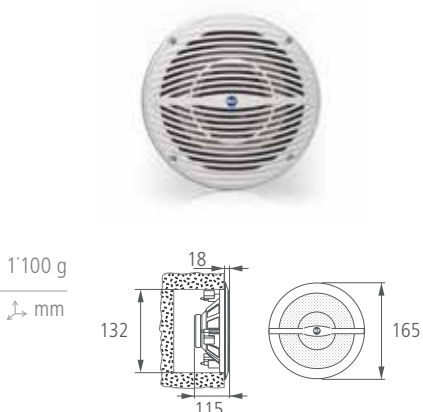
POWER	12 - 6 W
CONSTANT VOLTAGE	100 V
FREQUENCY RESPONSE	150 ÷ 7.000 Hz (± 3 dB)
SENSITIVITY (1 m / 1 W)	88 dB
MAXIMUM SOUND PRESSURE	99 dB (1 m / POWER MAX)
ANGLE OF COVERAGE	170°

## WS 620XT

TWO-WAY WEATHER RESISTANT  
FLUSH MOUNTING SPEAKER

p/n 131.33.044

- Weather resistant splashproof speaker
- Two way speaker system with coaxial tweeter, recommended for hi level speech and background-music reproduction
- 6" woofer with coaxial tweeter
- Body and grille in plastic RAL 9016 White
- IP 55 protection



### SPECIFICATIONS

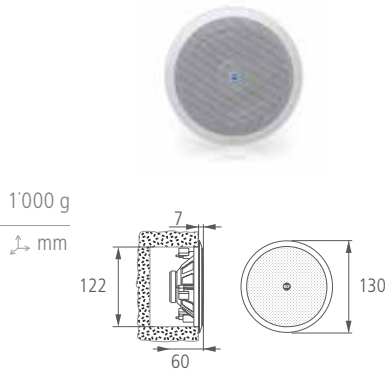
### WS 620XT

POWER	12 - 6 - 3 W (100 V)
CONSTANT VOLTAGE	100 V, 70 V
FREQUENCY RESPONSE	70 ÷ 20.000 Hz (± 3 dB)
SENSITIVITY (1 m / 1 W)	91 dB
MAXIMUM SOUND PRESSURE	105 dB (1 m / POWER MAX)
ANGLE OF COVERAGE	120°

**PL 40**  
CEILING SPEAKER

p/n 131.33.045

- Recommended for speech and background-music reproduction
- Low impedance ( $8\Omega$ ) or 100V
- 3.5" full range speaker
- Three hooks mounting system (no screws or other attachment elements)
- Built-in multi-tapped transformer for constant voltage connection
- Body in self-extinguishing (UL 94V-0) plastic and front metal grille RAL 9003 White
- IP 44 protection



SPECIFICATIONS	PL 40
POWER	8 - 6 - 4 - 2 W (100 V)
CONSTANT VOLTAGE	100 V, 70 V
FREQUENCY RESPONSE	90 ÷ 20.000 Hz ( $\pm 3$ dB)
SENSITIVITY (1 m / 1 W)	88 dB
MAXIMUM SOUND PRESSURE	100 dB (1 m / POWER MAX)
ANGLE OF COVERAGE	120°

**PL 50**  
FULL RANGE FLUSH  
MOUNTING CEILING SPEAKER

p/n 131.33.060 (only available in 12 pieces per package)

- Suitable for paging and background music applications
- 6" wide band loudspeaker
- Sound pressure level at music power: 91 dB @ 1W/1m
- Built-in multi-tap line transformer, 100V and 70V constant voltage connection
- Body in self-extinguishing plastic, white colour
- Spring-type mounting system

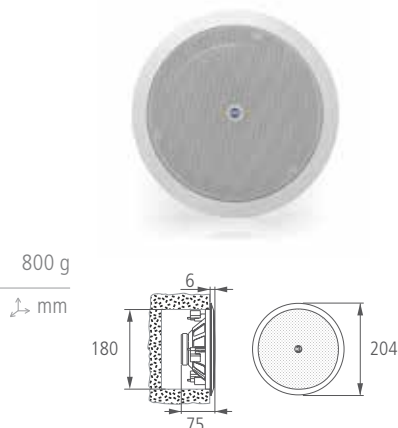


SPECIFICATIONS	PL 50
POWER	6 - 3 W
CONSTANT VOLTAGE	100 V
FREQUENCY RESPONSE	100 Hz ÷ 20 kHz ( $\pm 3$ dB)
SENSITIVITY (1 m / 1 W)	90 dB
MAXIMUM SOUND PRESSURE	98 dB (1 m / POWER MAX)
ANGLE OF COVERAGE	150°

**PL 60**  
HIGH EFFICIENCY CEILING SPEAKER

p/n 131.10.214

- For paging and background music
- 6" dual cone wide band loudspeaker
- Sound pressure level at music power: 102 dB/1 m
- Low impedance ( $4\Omega$ ) or 100V
- Built-in multi-tapped transformer for 100/70V constant voltage connection
- Body in self-extinguishing plastic UL-94-V0 and front metal grille RAL 9010 White
- Optional accessory: A 1360 base for surface mount installation (p/n13320107)



SPECIFICATIONS	PL 60
POWER	6 - 3 W (100 V)
CONSTANT VOLTAGE	100 V, 70 V
FREQUENCY RESPONSE	110 ÷ 20.000 Hz ( $\pm 3$ dB)
SENSITIVITY (1 m / 1 W)	91 dB
MAXIMUM SOUND PRESSURE	102 dB (1 m / POWER MAX)
ANGLE OF COVERAGE	150°





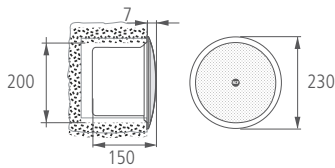
## PL 60FD

CEILING SPEAKER WITH FIRE DOME



2'800 g

↕ mm



p/n 131.33.059

- Especially suitable for alarm/evac applications
- 6" dual cone wide band loudspeaker
- Sound pressure level at music power: 105 dB/1 m
- Low impedance (8Ω) or 100V
- Built-in multi-tapped transformer for 100/70V constant voltage connection
- Metal back cover, RAL 3020 red
- Ceramic termination blocks, thermal fuse, fire resistant cable
- Front metal grille RAL 9010 White

### SPECIFICATIONS

### PL 60FD

POWER	6 - 3 - 1.5 W (100 V)
CONSTANT VOLTAGE	100 V, 70 V
FREQUENCY RESPONSE	150 ÷ 15.000 Hz (± 3 dB)
SENSITIVITY (1 m / 1 W)	94 dB
MAXIMUM SOUND PRESSURE	105 dB (1 m / POWER MAX)
ANGLE OF COVERAGE	150°



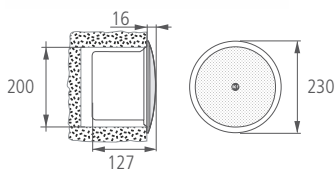
## PL 70EN

CEILING SPEAKER WITH FIRE DOME



2'000 g

↕ mm



p/n 131.33.065

- Speaker for transmitting voice alarm messages with high intelligibility and background music
- 6" diameter dual cone wide band loudspeaker
- Low impedance (8Ω) or 100V
- Steel protection Fire Dome, terminal strip in ceramic material for connecting flameproof input and output cables, thermal fuse, suitable internal wiring
- Conforms to EN 54-24 regulations
- Structure, front grille, and protection cap in steel, RAL 9003 White

### SPECIFICATIONS

### PL 70EN

POWER	6 - 3 - 1.5 W (100 V)
CONSTANT VOLTAGE	100 V, 70 V
FREQUENCY RESPONSE	120 ÷ 14.000 Hz (± 3 dB)
SENSITIVITY (1 m / 1 W)	95 dB
MAXIMUM SOUND PRESSURE	109 dB (1 m / POWER MAX)
ANGLE OF COVERAGE	150°

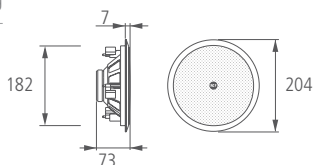
## PL 6X

COAXIAL CEILING SPEAKER



1'000 g

↕ mm



p/n 131.33.042

- Two way speaker system with dome tweeter recommended for speech and background-music reproduction
- 6" woofer with coaxial tweeter
- Low impedance (8Ω) or 100V
- Built-in multi-tapped transformer for 100/70V constant voltage connection
- Three hooks mounting system (no screws or other attachment elements)
- Body in self-extinguishing (UL 94V-0) plastic and front metal grille RAL 9003 White
- IP 44 protection

### SPECIFICATIONS

### PL 6X

POWER	12 - 6 - 3 W (100 V)
CONSTANT VOLTAGE	100 V, 70 V
FREQUENCY RESPONSE	70 ÷ 20.000 Hz (± 3 dB)
SENSITIVITY (1 m / 1 W)	92 dB
MAXIMUM SOUND PRESSURE	106 dB (1 m / POWER MAX)
ANGLE OF COVERAGE	100°

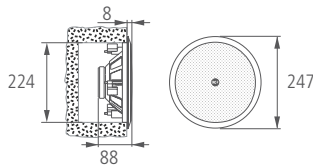
## PL 8X

### COAXIAL CEILING SPEAKER



1'800 g

↕ mm



p/n 131.33.043

- Two way speaker system with dome tweeter recommended for hi level speech and background-music reproduction
- 8" woofer with coaxial tweeter
- Low impedance (8Ω) or 100V
- Built-in multi-tapped transformer for 100/70V constant voltage connection
- Body in self-extinguishing plastic (UL 94V-0) and front metal grille RAL 9003 White
- IP 44 protection

#### SPECIFICATIONS

#### PL 8X

POWER	20 - 10 - 5 - 2.5 W (100 V)
CONSTANT VOLTAGE	100 V, 70 V
FREQUENCY RESPONSE	60 ÷ 20.000 Hz (± 3 dB)
SENSITIVITY (1 m / 1 W)	93 dB
MAXIMUM SOUND PRESSURE	109 dB (1 m / POWER MAX)
ANGLE OF COVERAGE	80°

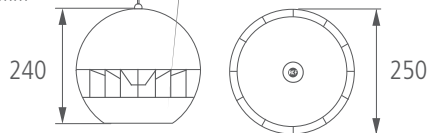
## BS 8

### PENDENT BALL SPEAKER



1'200 g

↕ mm



p/n 131.33.054

- Pendant speaker
- For paging and background music
- 8" diameter dual cone wide band speaker
- Plastic body - White RAL 9010
- Built-in transformer for 100V constant voltage connection
- 5-metre suspension and connection cable included

#### SPECIFICATIONS

#### BS 8

POWER	20-10-5 W (100 V)
CONSTANT VOLTAGE	100 V
FREQUENCY RESPONSE	160 ÷ 12.500 Hz (± 3 dB)
SENSITIVITY (1 m / 1 W)	93 dB
MAXIMUM SOUND PRESSURE	106 dB (1 m / POWER MAX)
ANGLE OF COVERAGE	360° (HORIZ.); 140° (VERT.)

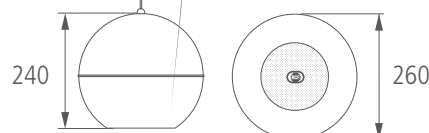
## BS 2620

### HIGH PERFORMANCE PENDENT BALL SPEAKER



3'000 g

↕ mm



p/n 131.10.006

- Pendant speaker
- For paging and background music
- 6" diameter dual cone wide band speaker
- 5-metre suspension and connection cable included
- Weather-resistant construction (IP55) for use both indoors and outdoors
- Body in self-extinguishing plastic UL94V0, UV ray protected, RAL 9010 White

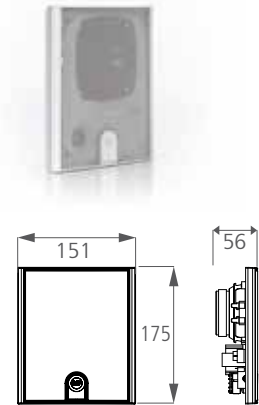
#### SPECIFICATIONS

#### BS 2620

POWER	20-15-10-5-2.5 W (100 V)
CONSTANT VOLTAGE	100 V
FREQUENCY RESPONSE	50 ÷ 20.000 Hz (± 3 dB)
SENSITIVITY (1 m / 1 W)	93 dB
MAXIMUM SOUND PRESSURE	106 dB (1 m / POWER MAX)
ANGLE OF COVERAGE	360° (HORIZ.); 150° (VERT.)

## DU 31

### FLUSH MOUNT WALL SPEAKER



600 g  
mm

p/n 130.00.204

- For paging and background music for several type of installation
- 2 way wall speaker with flexible design with wide band 3,5" woofer and 1" tweeter
- Includes a transformer inside for the connection to (100 - 70 - 25 V) constant voltage lines
- Power selector 8 W, 4 W, 2W at 100 V and a 25 V (8W) socket makes it possible to connect multiple speakers in parallel to a constant impedance line
- Universal mounting in wall on the standard European flush mounting box (like Gewiss GW 48005 dimension 160(L) x 130(H) x 70(P) or B-Ticino 16205 dimension 170(L) x 145(H) x 70(P))
- Body in plastic, RAL 9002 White Ivory

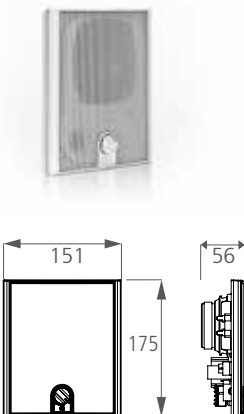
#### SPECIFICATIONS

#### DU 31

POWER	8 - 4 - 2 W (100 V) - 8 W (25 V)
CONSTANT VOLTAGE	100 V, 70 V, 25 V
FREQUENCY RESPONSE	100 - 17.000 Hz ( $\pm 3$ dB)
SENSITIVITY (1 m / 1 W)	82 dB
MAXIMUM SOUND PRESSURE	91 dB (1 m / POWER MAX)
ANGLE OF COVERAGE	160°

## DU 31AT

### FLUSH MOUNT WALL SPEAKER WITH POWER SELECTOR



600 g  
mm

p/n 130.00.220

- For paging and background music for several type of installation
- 2 way wall speaker with flexible design with wide band 3,5" woofer and 1" tweeter
- Wattage taps (8 W, 4 W, 2W, 1W, 0,5W at 100 V) is selectable by means of a Rotary switch, accessible from the front panel
- Includes a transformer inside for the connection to (100 - 70 - 25 V) constant voltage lines and a 25 V socket makes it possible to connect multiple speakers in parallel to a constant impedance line
- Universal mounting in wall on the standard European flush mounting box (like Gewiss GW 48005 dimension 160(L) x 130(H) x 70(P) or B-Ticino 16205 dimension 170(L) x 145(H) x 70(P))
- Body in plastic, RAL 9002 White Ivory

#### SPECIFICATIONS

#### DU 31AT

POWER	8 - 4 - 2 - 1 - 0,5 W (100 V) - 8 W (25 V)
CONSTANT VOLTAGE	100 V, 70 V, 25 V
FREQUENCY RESPONSE	100 - 17.000 Hz ( $\pm 3$ dB)
SENSITIVITY (1 m / 1 W)	82 dB
MAXIMUM SOUND PRESSURE	91 dB (1 m / POWER MAX)
ANGLE OF COVERAGE	160°

## A1331

### SURFACE MOUNT FOR DU 31 / DU 31AT



pn 133.60.123

- Quickly and easily installed on any flat surface
- Body in plastic, RAL 9002 White Ivory



DU 31AT Table mounting support with tilt 15°



DU31 and A1331 wall mounting support with tilt 0°



DU31 and A1331 wall mounting support with tilt 15°



DU31 and A1331 flag mount support unidirectional



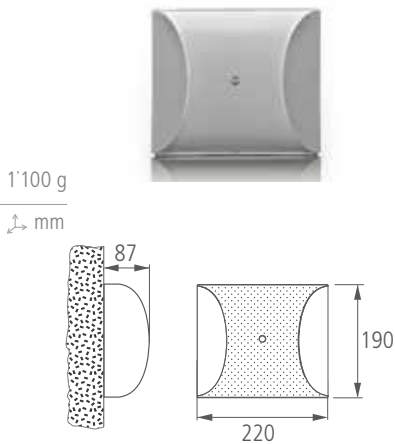
2 x DU31 and 2 x A1331 flag mount support bi-directional

## DU 100X

COAXIAL SPEAKER

p/n 130.00.105

EASYLINE SOLUTIONS



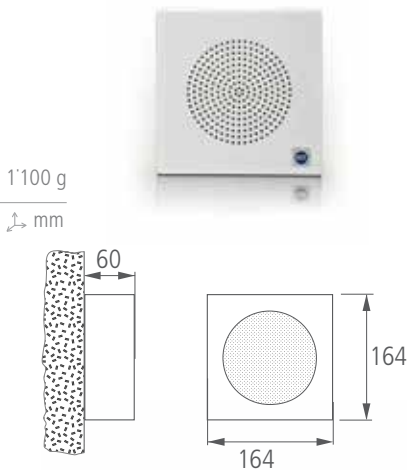
- Ideal for paging and background music, wall or ceiling installation
- Dual-cone extended range loudspeaker, 4" diameter
- Plastic body with shock-proof metal grid
- Built-in multi-tapped transformer for 100/70V constant voltage connection
- Body in ABS and metal grille RAL 9003 White

SPECIFICATIONS	DU 100X
POWER	10 - 5 - 2.5 - 1.25 - 0.75 W (100 V)
CONSTANT VOLTAGE	100 V, 70 V, 25 V
FREQUENCY RESPONSE	100 ÷ 18.000 Hz (± 3 dB)
SENSITIVITY (1 m / 1 W)	93 dB
MAXIMUM SOUND PRESSURE	103 dB (1 m / POWER MAX)
ANGLE OF COVERAGE	100° (HORIZ.); 140° (VERT.)

## DU 50EN

UNIVERSAL STEEL SPEAKER

p/n 131.33.064



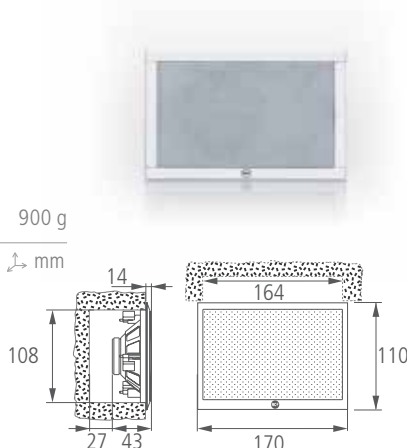
- Speaker designed for transmitting alarm messages with high intelligibility, and background music
- Wide-band dual cone loudspeaker, diameter 5"
- Extra-thick steel housing, terminal strip for connections made of ceramic material for flameproof input and output cables, thermal fuse, suitable internal wiring
- In compliance with norm EN 54-24
- Colour: RAL 9010 White

SPECIFICATIONS	DU 50EN
POWER	6-3-1.5-0.75 W (100 V)
CONSTANT VOLTAGE	100 V, 70 V
FREQUENCY RESPONSE	200 ÷ 12.000 Hz (± 3 dB)
SENSITIVITY (1 m / 1 W)	91 dB
MAXIMUM SOUND PRESSURE	102 dB (1 m / POWER MAX)
ANGLE OF COVERAGE	150°

## E.LI.S.A. 50

COMPACT HI-DEFINITION FLUSH MOUNT WALL SPEAKER

p/n 131.10.071



- For high quality paging and background music
- Music power/RMS: 12/6W (20/10W in use without transformer, 4Ω)
- 3.5" extended range speaker with central equaliser, carbon fibre cone
- Equipped with multi-tapped transformer for 100/70/25V constant voltage connection
- Flush mount box with soundproof material included
- Front frame in ABS and metal grille RAL 9010 White

SPECIFICATIONS	E.LI.S.A. 50
POWER	6-3-1 W (100 V)
CONSTANT VOLTAGE	100 V, 70 V, 25 V, 4 Ω
FREQUENCY RESPONSE	120 ÷ 16.000 Hz (± 3 dB)
SENSITIVITY (1 m / 1 W)	88 dB
MAXIMUM SOUND PRESSURE	99 dB (1 m / POWER MAX)
ANGLE OF COVERAGE	160°

## DM 41 DM 41-B Black

COMPACT TWO-WAY SPEAKER

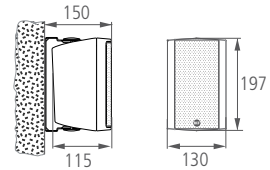


pn 130.00.049

p/n 130.00.387

1'800 g

↕ mm



- 3.5" woofer with mylar dome 1" tweeter
- Built-in multitap transformer for constant voltage system
- Body in self-extinguishing composite material
- IP55 protection, suitable for outdoor use
- Adjustable mounting accessory included

### SPECIFICATIONS

### DM 41

POWER	15 - 10 - 5 - 2.5 W (100 V) SELEZ.
CONSTANT VOLTAGE	100 V, 70 V
FREQUENCY RESPONSE	100 ÷ 20.000 Hz (± 3 dB)
SENSITIVITY (1 m / 1 W)	87 dB
MAXIMUM SOUND PRESSURE	102 dB (1 m / POWER MAX)
ANGLE OF COVERAGE	180° (HORIZ.); 170° (VERT.)

## DM 61

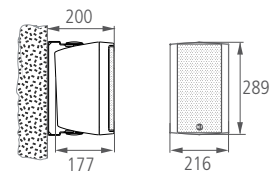
COMPACT TWO-WAY SPEAKER



p/n 130.00.050

4'000 g

↕ mm



- Woofer 6" with mylar dome tweeter
- Built-in multitap transformer for constant voltage system
- Body in self-extinguishing composite material
- IP55 protection, suitable for outdoor use
- Adjustable mounting accessory included

### SPECIFICATIONS

### DM 61

POWER	25 - 15 - 10 - 5 W (100 V)
CONSTANT VOLTAGE	100 V, 70 V
FREQUENCY RESPONSE	100 ÷ 20.000 Hz (± 3 dB)
SENSITIVITY (1 m / 1 W)	89 dB
MAXIMUM SOUND PRESSURE	106 dB (1 m / POWER MAX)
ANGLE OF COVERAGE	120° (HORIZ.); 140° (VERT.)

# DMW 20A

ACTIVE SPEAKER CABINET

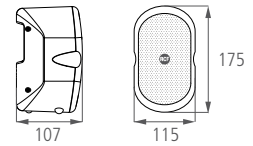
EASYLINE SOLUTIONS

p/n 130.00.265



1'340 g

mm



- Compact, lightweight perfect for multimedia application
- High quality reference sound
- 20 watts built-in stereo power amplifier
- AC power input with switch ON/OFF
- Two-way speaker design
- Volume control knob on the rear panel
- Wall or ceiling mount with mounting brackets included
- Colour RAL 9010

**SPECIFICATIONS**

**DMW 20A**

POWER RATING	20 W
SPEAKER	3" PAPER CONE, 0.8" VOICE COIL DIAMETER
MAX SPL	98 DB (@ 20 W)
POWER SUPPLY	220÷240 V / 50 HZ
INPUT CONNECTORS	RCA AND 6.3 MM JACK BALANCED
OUTPUT-LINK CONNECTORS	6.3 MM JACK BALANCED
EXTERNAL CONTROLS	VOLUME, POWER SWITCH
DIMENSIONS (WXDXH)	115 X 107 X 175 MM (4.5" X 4.2" X 6.9")
WEIGHT	1.34 KG (2.96 LBS)
PESO NETTO	1,34 kg
COLORE	RAL 9010

# AC 50B

FLUSH MOUNT BOX



p/n 133.60.038

- Flush mount box for E.L.I.S.A. 50 speaker
- Dimensions. 152x97x70 mm

# AC 1503

CERAMIC TERMINAL WITH THERMAL FUSE ACCESSORY



p/n 133.60.112

- Accessory with ceramic terminal and a thermal fuse to connect a loudspeaker in sound systems for emergency purposes



# SOUND PROJECTORS, MONITORS AND COLUMN SPEAKERS


Maximum speech intelligibility  
for every public ambience and for any  
kind of application.



MODEL	DP 4	BD 42	DP 2X/1	DP1420EN	BD 2412EN
TYPE	Projector	Projector Bidirectional	Projector two-way	Projector Aluminium	Aluminium Bidirectional Projector
INSTALLATION	Wall o Flush Mounted	Wall o Flush Mounted	Wall o Flush Mounted	Wall o Flush Mounted	Wall o Flush Mounted
COLOUR	Grey	Grey	White	Grey	Grey
SPEAKER	5"	2 x 5"	5" + 1"	5"	2 x 5"
POWER NOM./PROGRAM	10 W RMS / 20 W	12 W RMS / 24 W	4 W RMS / 8 W	20 W RMS / 40 W	20 W RMS / 40 W
INPUT	100 V	100 V	100 V, 4 Ω	100 V, 70 V,	100 V, 70 V,
FREQUENCY RESPONSE	180 ÷ 16.000 Hz	180 ÷ 16.000 Hz	150 ÷ 18.000 Hz	150 ÷ 20.000 Hz	130 ÷ 20.000 Hz
MAX. SOUND PRESSURE	101 dB	102 dB	102 dB	104 dB	102 dB
ANGLE OF COVERAGE	130°	130°*	110°	160°	130°*
PROTECTION	IP 55	IP 55	-	IP 66, EN 54-24	IP 55, EN 54-24



MODEL	CS 3041	CS 3082	CS 6520	CS6940
TYPE	Column speaker two-way	Column speaker two-way	Column speaker two-way	Column speaker two-way
INSTALLATION	Wall	Wall	Wall	Wall
COLOUR	White	White	White	White
SPEAKER	4 x 2" + 1"	8 x 2" + 2 x 1"	4 x 3.15" + 0.8"	8 x 3.15" + 0.8"
POWER NOM./PROGRAM	15 W RMS / 30 W	30 W RMS / 60 W	20 W RMS / 40 W	40 W RMS / 80 W
INPUT	100 V, 70 V	100 V, 70 V	100 V, 70 V	100 V, 70 V
FREQUENCY RESPONSE	160 - 20.000 Hz (? 3 dB)	180 - 20.000 Hz (? 3 dB)	250 ÷ 20.000 Hz	160 ÷ 20.000 Hz
MAX. SOUND PRESSURE	105 dB (1 m / POWER MAX)	111 dB (1 m / POWER MAX)	105 dB	110 dB
ANGLE OF COVERAGE	180° (Horiz) 70° (Ver)	180° (Horiz) 50° (Ver)	180° (Horiz) 60° (Ver)	180° (Horiz) 40° (Ver)
PROTECTION			IP 66	IP 66



MODEL	MR 33T	MR 44T	MR 55	MQ 100L	MQ 90S
TYPE	Compact two-way	Compact two-way	Compact two-way	Column speaker Three-way	Subwoofer
INSTALLATION	Wall	Wall	Wall	Wall	Universal
COLOUR	White/Black	White/Black	White/Black	White/black	White/Black
SPEAKER	4.75" + 0.5"	5" + 0.5"	5" + 0.75"	2 x 3.5" + 2 x 3.5" + 0.75"	8"
POWER NOM./PROGRAM	40 W IEC	60 W IEC	175 W IEC	80 W RMS / 160 W	60 W RMS / 120 W
INPUT	100 V, 70 V, 50 V, 25 V	100 V, 70 V, 50 V, 25 V	4 Ω	100 V, 70 V	100 V, 70 V
FREQUENCY RESPONSE	160 ÷ 20.000 Hz	150 ÷ 20.000 Hz	150 ÷ 20.000 Hz	130 ÷ 20.000 Hz	70 ÷ 220 Hz
MAX. SOUND PRESSURE	105 dB	108 dB	112 dB	120 dB	107 dB
ANGLE OF COVERAGE	110° (Horiz) 100° (Ver)	110° (Horiz) 100° (Ver)	110° (Horiz) 100° (Ver)	180° (Horiz) 60° (Ver)	-
PROTECTION	-	-	-	-	-



MODEL	MQ 50	MQ 60H	MQ 50C	MQ 50I	MQ 30P	MQ 80P
TYPE	Compact two-way	Compact two-way	Ceiling two-way	Compact two-way	Compact two-way	Compact two-way
INSTALLATION	Wall	Wall	Ceiling	Flush mounted	Projector	Projector
COLOUR	White/Silver/Black	White/Silver/Black	White/Silver	White/Silver	White/Silver/Black	White/Silver/Black
SPEAKER	5" + 0.75"	5" + 2 x 1"	5" + 1"	5" + 0.75"	3" + 0.75"	5" + 1"
POWER NOM./PROGRAM	60 W RMS / 120 W	60 W RMS / 120 W	60 W RMS / 120 W	60 W RMS / 120 W	12 W RMS / 24 W	60 W RMS / 120 W
INPUT	100 V, 70 V	100 V, 70 V	100 V, 70 V	100 V, 70 V	100 V, 70 V	100 V, 70 V
FREQUENCY RESPONSE	70 ÷ 20.000 Hz	100 ÷ 19.000 Hz	70 ÷ 20.000 Hz	180 ÷ 20.000 Hz	150 ÷ 20.000 Hz	100 ÷ 20.000 Hz
MAX. SOUND PRESSURE	110dB	109 dB	112 dB	108 dB	102 dB	115 dB
ANGLE OF COVERAGE	120° (Horiz) 90° (Ver)	180° (Horiz) 120° (Ver)	120°	120° (Horiz) 100° (Ver)	120°	90° (Horiz) 60° (Ver)
PROTECTION	-	-	-	-	-	IP 55

## DP 4

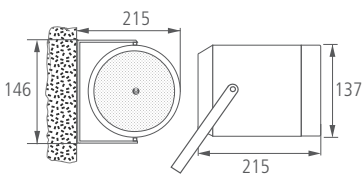
p/n 130.00.106

### INDOOR / OUTDOOR SOUND PROJECTOR



1'300 g

mm



- Ideal for paging and background music
- IP55 protection, suitable for outdoor use
- 5" (130 mm) diameter extended range twin-cone loudspeaker
- Built-in multi-tapped transformer for 100 V constant voltage connection
- Equipped with aluminium "U" bracket
- Body in ABS grey RAL 7035 with metal grill
- IP 55 protection

#### SPECIFICATIONS

#### DP 4

POWER	10 - 5 - 2.5 W (100 V)
CONSTANT VOLTAGE	100 V
FREQUENCY RESPONSE	180 ÷ 16.000 Hz (± 3 dB)
SENSITIVITY (1 m / 1 W)	91 dB
MAXIMUM SOUND PRESSURE	101 dB (1 m / POWER MAX)
ANGLE OF COVERAGE	130°

## BD 42

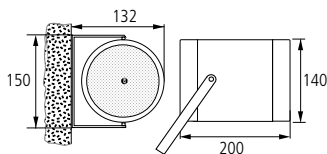
p/n 130.00.247

### INDOOR / OUTDOOR BIDIRECTIONAL SOUND PROJECTOR



1'500 g

mm



- It's ideal for train stations, underground stations, car parks, factories, warehouses, and PA systems in general
- Bidirectional sound projector with double loudspeaker, characterized by high acoustic performance, excellent design and compact dimensions
- IP55 protection, suitable for outdoor use
- 2 x 5" (130 mm) diameter extended range twin-cone loudspeaker
- Built-in multi-tapped transformer for 100 V constant voltage connection
- Equipped with aluminium "U" bracket. Body in ABS grey RAL 7035 with metal grill

#### SPECIFICATIONS

#### BD 42

POWER	12 - 6 - 3 W (100 V)
CONSTANT VOLTAGE	100 V
FREQUENCY RESPONSE	180 ÷ 16.000 Hz (± 3 dB)
SENSITIVITY (1 m / 1 W)	91 dB
MAXIMUM SOUND PRESSURE	102 dB (1 m / POWER MAX)
ANGLE OF COVERAGE	130° (per single loudspeaker)

## DP 2X/1

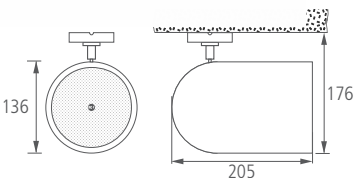
p/n 130.00.107

### TWO-WAY SOUND PROJECTOR



1'100 g

mm



- Ideal for paging and background music
- Music power/RMS: 8/4W
- 5" diameter extended range loudspeaker
- 4 Ω input
- Equipped with hinged support that makes it possible to orient the speaker in any direction
- DP 2X/1: body in ABS RAL 9003 White, metal grille White

#### SPECIFICATIONS

#### DP 2X/1

POWER	4-2-1 (100 V)
CONSTANT VOLTAGE	100 V
FREQUENCY RESPONSE	150 ÷ 18.000 Hz (± 3 dB)
SENSITIVITY (1 m / 1 W)	94 dB
MAXIMUM SOUND PRESSURE	102 dB (1 m / POWER MAX)
ANGLE OF COVERAGE	110°

**EASYLINE**  
SOLUTIONS

# DP 1420EN

## ALUMINIUM SOUND PROJECTOR

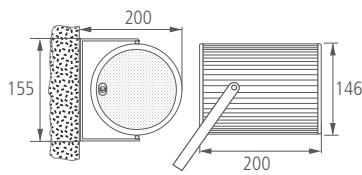
p/n 131.33.071



- Unidirectional sound projector characterized by high acoustic performance.
- Complying with EN 54-24 standard thanks to ceramic termination block, thermal fuse and internal fire-resistant cable
- IP 66 protection, suitable for outdoor use
- It's ideal for train stations, underground stations, car parks, factories, warehouses, and PA systems in general

2'500 g

mm



### SPECIFICATIONS

### DP 1420EN

POWER	20-10-5 W (100 V)
CONSTANT VOLTAGE	100 V, 70 V
FREQUENCY RESPONSE	150 ÷ 20.000 Hz (± 3 dB)
SENSITIVITY (1 m / 1 W)	91 dB
MAXIMUM SOUND PRESSURE	104 dB (1 m / POWER MAX) 2
ANGLE OF COVERAGE	160°

# BD 2412 EN

## ALUMINIUM BIDIRECTIONAL SOUND PROJECTOR

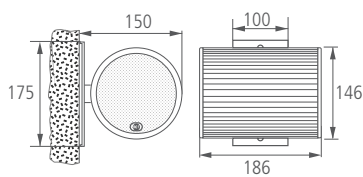
p/n 131.33.074



- Bidirectional sound projector with double loudspeaker, characterized by high acoustic performance, excellent design and compact dimensions
- Complying with EN 54-24 standard thanks to ceramic termination block, thermal fuse and internal fire-resistant cable
- IP 55 protection, suitable for outdoor use
- It's ideal for train stations, underground stations, car parks, factories, warehouses, and PA systems in general

3'200 g

mm



### SPECIFICATIONS

### BD 2412 EN

POWER	20-5-10 W (100 V)
CONSTANT VOLTAGE	100 V, 70 V
FREQUENCY RESPONSE	130 ÷ 20.000 Hz (± 3 dB)
SENSITIVITY (1 m / 1 W)	89 dB
MAXIMUM SOUND PRESSURE	102 dB (1 m / POWER MAX)
ANGLE OF COVERAGE	130° (per SINGLE LOUDSPEAKER)

## CS 3041

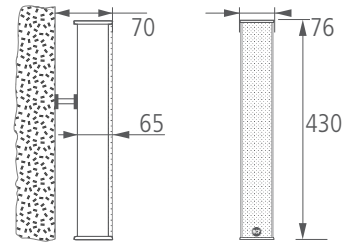
SLIM-LINE COLUMN SPEAKER

p/n 130.00.231



1'700 g

mm



- Ideal for speech reproduction, shape designed to enable corner installation
- Four 50 mm (2") diameter extended range speakers and one tweeter 25 mm (1")
- Body in extruded aluminium bake-painted RAL 9016 White and front metal grille RAL 9016 White, includes accessory for wall mounting
- Built-in multi-tapped transformer (15 - 10 - 5 W) for 100 V constant voltage connection
- 16-ohm input that can be selected on the terminal block
- Audio connection on screw terminal block

### SPECIFICATIONS

POWER	20 W - 15 W - 10 W
CONSTANT VOLTAGE	100 V
FREQUENCY RESPONSE	160 - 20.000 Hz (? 3 dB)
SENSITIVITY (1 m / 1 W)	87 dB
MAXIMUM SOUND PRESSURE	105 dB (1 m / POWER MAX)
ANGLE OF COVERAGE	180° (HORIZ.); 70° (VERT.)

### CS 3041

## CS 3082

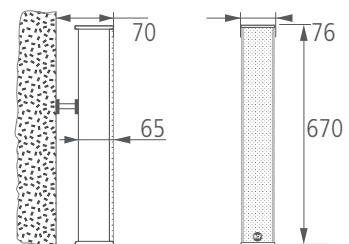
SLIM-LINE COLUMN SPEAKER

p/n 130.00.232



2'700 g

mm



- Ideal for speech reproduction, shape designed to enable corner installation
- Eight 50 mm (2") diameter extended range speakers and two tweeter 25 mm (1")
- Body in extruded aluminium bake-painted RAL 9016 White and front metal grille RAL 9016 White, includes accessory for wall mounting
- Built-in multi-tapped transformer (30 - 20 - 10 W) for 100 V constant voltage connection
- 16-ohm input that can be selected on the terminal block
- Audio connection on screw terminal block

### SPECIFICATIONS

POWER	30 W - 20 W - 10 W
CONSTANT VOLTAGE	100 V
FREQUENCY RESPONSE	180 - 20.000 Hz (? 3 dB)
SENSITIVITY (1 m / 1 W)	90 dB
MAXIMUM SOUND PRESSURE	111 dB (1 m / POWER MAX)
ANGLE OF COVERAGE	180° (HORIZ.); 30° (VERT.)

### CS 3082

# CS 6520 CS 6520 EN

TWO-WAY COLUMN SPEAKER

p/n. 131.50.005

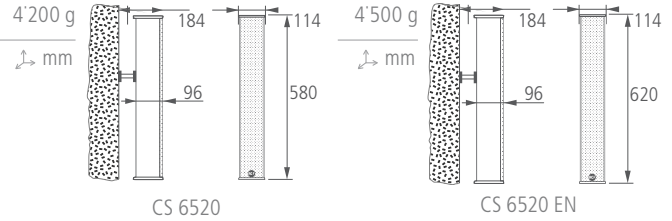
p/n. 131.33.079



CS 6520



CS 6520 EN



- Ideal for speech reproduction with high intelligibility in acoustically difficult environments, both indoors and outdoors, also suitable for music
- Four 3" mid-woofer speakers and one central 20mm tweeter
- Weather-resistant construction IP 66 for use also outdoors, sturdy hinged support in resin, stainless steel fasteners
- Body in aluminium and front grille in steel bake-painted RAL 9003 White
- Articulated support for wall mounting included
- CS 6520 EN column speaker, EN 54-24 norm compliant

**SPECIFICATIONS**

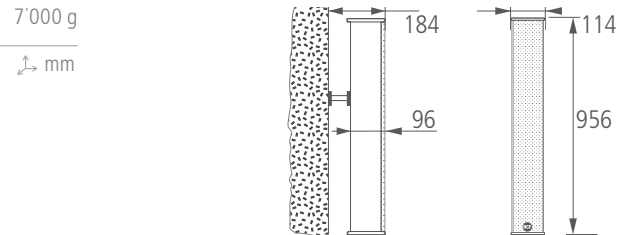
POWER	20 - 10 - 5 - 2,5 W (100 V)
CONSTANT VOLTAGE	100 V, 70 V
FREQUENCY RESPONSE	CS 6520: 250 ÷ 20.000 Hz (± 3 dB)   CS 6520 EN: 140 ÷ 20.000 Hz (± 3 dB)
SENSITIVITY (1 m / 1 W)	CS 6520: 92 dB (1 W, 1m)   CS 6520 EN: 92 dB (1 W, 1m) - 80 dB (1 W, 4m)
MAXIMUM SOUND PRESSURE	CS 6520: 105 dB   CS 6520 EN: 105 dB (20 W, 1 m), 93 dB (20 W, 4 m)
ANGLE OF COVERAGE	CS 6520: 180° (horiz.); 60° (vert.)   CS 6520 EN: 185° (horiz.); 47° (vert.)

**CS 6520 - CS 6520 EN**

# CS 6940

HIGH DIRECTIVITY  
TWO-WAY COLUMN SPEAKER

p/n 131.50.006



- Ideal for speech reproduction with high intelligibility in acoustically difficult environments, both indoors and outdoors, also suitable for music
- Eight 3" diameter speakers, one 20mm tweeter, filtered and connected for improved control of vertical dispersion
- Weather-resistant construction IP 66 for use also outdoors, sturdy hinged support in resin, stainless steel fasteners
- Body in aluminium and front grille in steel bake-painted RAL 9003 White
- Articulated support for wall mounting included

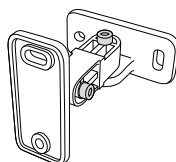
**SPECIFICATIONS**

POWER	40 - 20 - 10 - 5 W (100 V)
CONSTANT VOLTAGE	100 V, 70 V
FREQUENCY RESPONSE	160 ÷ 20.000 Hz (± 3 dB)
SENSITIVITY (1 m / 1 W)	94 dB
MAXIMUM SOUND PRESSURE	110 dB (1 m / POWER MAX)
ANGLE OF COVERAGE	180° (HORIZ.); 40° (VERT.)

**CS 6940**

# AC WM-CS

COUPLE OF SWIVEL BRACKETS  
p/n 133.60.206



- Swivel brackets for the installation of CS 3041 and CS 3082 speakers



## MR 33T MR 33WT

TWO-WAY COMPACT MONITOR SPEAKERS  
WITH TRANSFORMER

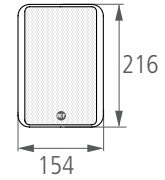
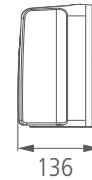
MR 33T Black p/n 00.07.140

MR 33WT White p/n 00.07.141



2'200 g

↕ mm



- Ideal for high quality paging and music reproduction
- Low impedance (4Ω - 40W) or 100V operating mode
- Two-way system, woofer with carbon fiber cone, 0.5" tweeter in Mylar on constant directivity horn
- Built-in low inductance passive crossover, bass reflex @150Hz
- Orientable mounting accessory included
- Body in self-extinguishing composite material, UV resistant

### SPECIFICATIONS

POWER	20 - 10 - 5 - 2.5 - 1 W (100 V)
CONSTANT VOLTAGE	100 V, 70 V, 50 V, 25 V
FREQUENCY RESPONSE	160 ÷ 20.000 Hz (± 3 dB)
SENSITIVITY (1 m / 1 W)	88 dB
MAXIMUM SOUND PRESSURE	105 dB (1 m / POWER MAX)
ANGLE OF COVERAGE	110° (HORIZ.); 100° (VERT.)

### MR 33T

## MR 44T MR 44WT

TWO-WAY MONITOR SPEAKERS  
WITH TRANSFORMER

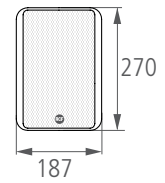
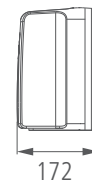
MR 44T Black p/n 00.07.142

MR 44WT White p/n 00.07.354



3'600 g

↕ mm



- Ideal for high quality paging and music reproduction
- Low impedance (4Ω - 60W) or 100V operating mode
- Transducers LF 5" - HF 0.5" constant directivity tweeter
- Built-in low inductance passive crossover with high frequency dynamic protection, bass reflex @65Hz
- Body in self-extinguishing plastic
- Includes hinged support for installation

### SPECIFICATIONS

POWER	40 - 30 - 20 - 10 - 5 W (100 V)
CONSTANT VOLTAGE	100 V, 70 V, 50 V, 25 V
FREQUENCY RESPONSE	150 ÷ 20.000 Hz (± 3 dB)
SENSITIVITY (1 m / 1 W)	89 dB
MAXIMUM SOUND PRESSURE	108 dB (1 m / POWER MAX)
ANGLE OF COVERAGE	110° (HORIZ.); 100° (VERT.)

### MONITOR 44T

# MR 55 MR 55W

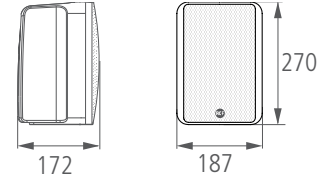
TWO-WAY HIGH DEFINITION  
MONITOR SPEAKERS



MR 55 Black p/n 00.07.143

MR 55 White p/n 00.07.355

3'900 g  
mm



- Ideal for high quality paging and music reproduction
- Transducers LF 5" - HF 0.75" constant directivity tweeter
- Built-in low inductance passive crossover with high frequency dynamic protection, bass reflex @65Hz
- Body in self-extinguishing plastic
- Includes hinged support for installation

### SPECIFICATIONS

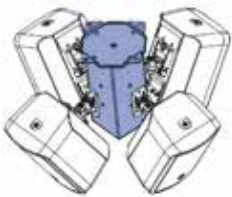
NOMINAL POWER	175 W (IEC268-1)
SPEAKER IMPEDANCE	4 Ω
FREQUENCY RESPONSE	100 ÷ 19.000 Hz (± 3 dB)
SENSITIVITY (1 m / 1 W)	87 dB
MAXIMUM SOUND PRESSURE	112dB (1 m / POWER MAX)
ANGLE OF COVERAGE	110° (HORIZ.); 100° (VERT.)

### MONITOR 55

NOMINAL POWER	175 W (IEC268-1)
SPEAKER IMPEDANCE	4 Ω
FREQUENCY RESPONSE	100 ÷ 19.000 Hz (± 3 dB)
SENSITIVITY (1 m / 1 W)	87 dB
MAXIMUM SOUND PRESSURE	112dB (1 m / POWER MAX)
ANGLE OF COVERAGE	110° (HORIZ.); 100° (VERT.)

## MA 4X ACCESSORIES

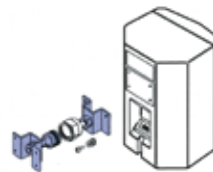
p/n 133.60.009



Wall mounting bracket for up to 4 Monitor Series cabinets models MR33T - MR44T - MR55 in cluster installations.

## MA 8-2 ACCESSORIES

P/n 133.20.054



Support with ball joint for mounting one Monitor 88 speaker on the wall.

## MA 3B - MA 3W WALL MOUNT BRACKET

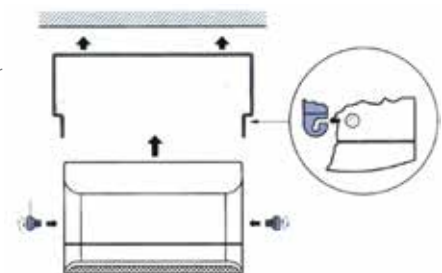
MA 3B Black p/n 00.08.056  
MA 3W White p/n 00.08.057

Bracket for mounting one MR 33T speaker on the wall

## MA 5B - MA 5W WALL MOUNT BRACKET

MA 5B Black p/n 00.08.058  
MA 5W White p/n 00.08.059

Bracket for mounting one Monitor 44T or 55 series speaker on the wall



## MQ 30P

MINIATURE TWO-WAY COAXIAL SPEAKER

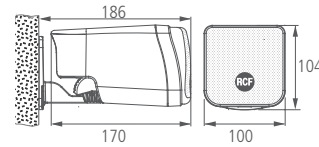
MQ 30P-W White  
p/n 130.00.058  
MQ 30P-B Black  
p/n 130.00.068



### SPECIFICATIONS

POWER	12 - 6 W (100 V)
CONSTANT VOLTAGE	100 V, 70 V
FREQUENCY RESPONSE	150 ÷ 20.000 Hz (± 3 dB)
SENSITIVITY (1 m / 1 W)	88 dB
MAXIMUM SOUND PRESSURE	102 dB (1 m / POWER MAX)
ANGLE OF COVERAGE	120°

1'100 g  
↕ mm



- Orientable mini-speaker for high quality reproduction
- Two way coaxial speaker: LF 3.5" - tweeter 0.75" dome
- Constant voltage: 70.7 - 100 V
- Impedance: [Bypass] 16 Ω
- Crossover frequencies: 5400 Hz, 6/6 dB/oct
- Built-in High-Pass filter at 150 Hz for integration with a subwoofer
- Cabinet: Hi-density polystyrene HB grade
- Connectors: Euroblock, removable for easy installation

### MQ 30P

POWER	12 - 6 W (100 V)
CONSTANT VOLTAGE	100 V, 70 V
FREQUENCY RESPONSE	150 ÷ 20.000 Hz (± 3 dB)
SENSITIVITY (1 m / 1 W)	88 dB
MAXIMUM SOUND PRESSURE	102 dB (1 m / POWER MAX)
ANGLE OF COVERAGE	120°

## MQ 80P

TWO-WAY INDOOR / OUTDOOR MONITOR

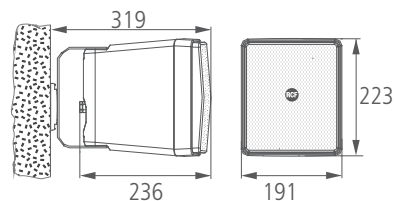
MQ 80P-W White  
p/n 130.00.096  
MQ 80P-B Black  
p/n 130.00.094



### SPECIFICATIONS

POWER	30 - 20 - 10 - 5 W (100 V)
CONSTANT VOLTAGE	100 V, 70 V
FREQUENCY RESPONSE	100 ÷ 20.000 Hz (± 3 dB)
SENSITIVITY (1 m / 1 W)	94 dB
MAXIMUM SOUND PRESSURE	115 dB (1 m / POWER MAX)
ANGLE OF COVERAGE	90° (HORIZ.); 60° (VERT.)

3'000 g  
↕ mm



- Speaker: woofer 5" horn-loaded, 1" horn-loaded compression driver with phase-plug loaded on CD horn
- Impedance: [Bypass] 8 Ω
- [70.7V]: 15W - 10W - 5W - 2.5W
- Tuning frequency: 100 Hz
- Crossover frequency: 3000 Hz Crossover: Notch/6 dB/oct
- Cabinet: self-extinguishing high-density polystyrene, UV stabilized
- IP 55, suitable for outdoor use
- Suitable for cluster installation (2x, 3x) for a wide and uniform coverage

### MQ 80P

POWER	30 - 20 - 10 - 5 W (100 V)
CONSTANT VOLTAGE	100 V, 70 V
FREQUENCY RESPONSE	100 ÷ 20.000 Hz (± 3 dB)
SENSITIVITY (1 m / 1 W)	94 dB
MAXIMUM SOUND PRESSURE	115 dB (1 m / POWER MAX)
ANGLE OF COVERAGE	90° (HORIZ.); 60° (VERT.)

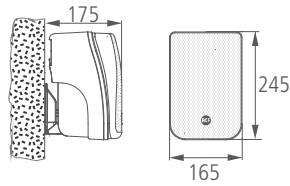
# MQ 50

TWO-WAY MONITOR

- MQ 50-W white  
p/n 130.00.056
- MQ 50-B black  
p/n 130.00.070



2'600 g  
↕ mm



- Two way Bass reflex speaker for music reproduction
- Speaker: woofer 5" - tweeter 0.75" dome
- Impedance: [Bypass] 16 Ω
- Crossover frequencies: 4500 Hz, 12/12 dB/oct
- Protection: Dynamic on woofer and tweeter
- Cabinet: Hi-density polystyrene HB grade
- Connectors: Euroblock, removable for easy installation

**SPECIFICATIONS**

POWER	30 - 20 - 10 - 5 W (100 V)
CONSTANT VOLTAGE	100 V, 70 V
FREQUENCY RESPONSE	70 ÷ 20.000 Hz (± 3 dB)
SENSITIVITY (1 m / 1 W)	89 dB
MAXIMUM SOUND PRESSURE	110 dB (1 m / POWER MAX)
ANGLE OF COVERAGE	120° (HORIZ.); 90° (VERT.)

**MQ 50**

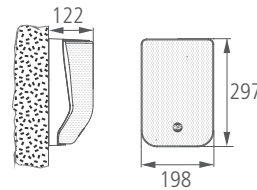
# MQ 60H

WIDE DISPERSION CONSTANT DIRECTIVITY MONITOR

- MQ 60H-W white  
p/n 130.00.060
- MQ 60H-B black  
p/n 130.00.072



2'800 g  
↕ mm



- Two way Bass reflex speaker for music reproduction
- Speaker: woofer 5" - tweeter 2 x 1" dome
- Impedance: [Bypass] 16 Ω
- Line transformer [100V]: 30W - 20W - 10W - 5W - [70.7V]: 15W - 10W - 5W - 2.5W
- Crossover frequencies: 2600 Hz. Crossover: 12/12 dB/oct
- Protection: Dynamic on woofer and tweeter
- Cabinet: Hi-density polystyrene HB grade
- Connectors: Euroblock, removable for easy installation

**SPECIFICATIONS**

POWER	30 - 20 - 10 - 5 W (100 V)
CONSTANT VOLTAGE	100 V, 70 V
FREQUENCY RESPONSE	100 ÷ 19.000 Hz (± 3 dB)
SENSITIVITY (1 m / 1 W)	88 dB
MAXIMUM SOUND PRESSURE	109 dB (1 m / POWER MAX)
ANGLE OF COVERAGE	180° (HORIZ.); 120° (VERT.)

**MQ 60H**

# MQ 60H Link W

□ white p/n 133.60.080

# MQ 60H Link B

■ black p/n 133.60.081

ACCESSORIES



- AC MQ60HLINK accessories, available in black or White can be used to support 2 MQ 60H speakers to form an Omni directional high quality speaker array (360°) dispersion over a horizontal surface which is controlled over a vertical surface.
- MQ 60H Link is made in fibre-glass loaded nylon and it is provided with the slide-insupports for the direct mounting of the two MQ 60H speaker systems.
- Central fixing ring for the safe suspension of the speaker assembly through a chain or a steel-wire.

## MQ 50C

TWO-WAY CEILING MONITOR  
SPEAKER

MQ 50C-W White  
p/n 130.00.081

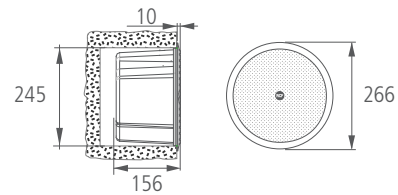


### SPECIFICATIONS

POWER	30 - 20 - 10 - 5 W (100 V)
CONSTANT VOLTAGE	100 V, 70 V
FREQUENCY RESPONSE	70 ÷ 20.000 Hz (± 3 dB)
SENSITIVITY (1 m / 1 W)	92 dB
MAXIMUM SOUND PRESSURE	112 dB (1 m / POWER MAX)
ANGLE OF COVERAGE	120°

2'150 g

↕ mm



- Two way bass reflex ceiling speaker for music reproduction
- Speaker: woofer 5" neodymium magnet, tweeter 1" dome neodymium magnet
- Impedance: [Bypass] 16 Ω
- [70.7V]: 15W - 10W - 5W - 2.5 W
- Crossover frequencies: 3000 Hz, 12/12 dB/oct - High pass filter at 150 Hz
- Angle of coverage: 120° horizontal x 120° vertical
- Cabinet: Plastic material self-extinguishing, Tuned Alu-dome
- Connectors: Euroblock, removable for easy installation

### MQ 50C

## MQ 50i

TWO-WAY IN WALL SPEAKER

MQ 50i-W White  
p/n 130.00.139

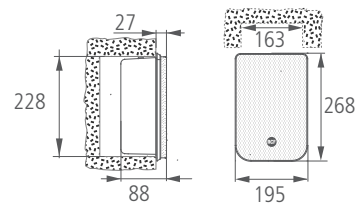


### SPECIFICATIONS

POWER	30 - 20 - 10 - 5 W (100 V)
CONSTANT VOLTAGE	100 V, 70 V
FREQUENCY RESPONSE	180 ÷ 20.000 Hz (± 3 dB)
SENSITIVITY (1 m / 1 W)	90 dB
MAXIMUM SOUND PRESSURE	108 dB (1 m / POWER MAX)
ANGLE OF COVERAGE	120° (HORIZ.); 100° (VERT.)

3'000 g

↕ mm



- In-wall speaker system for music reproduction
- Two way bass reflex construction for flush mount
- Speaker: woofer 5" neodymium magnet, 0.75" dome tweeter
- Impedance: [Bypass] 16 Ω
- [70.7V]: 15W - 10W - 5W - 2.5 W
- Crossover frequency: 3000 Hz, 12/12 dB/oct
- Cabinet: Plastic material self-extinguishing, Tuned Alu-dome
- Connectors: Euroblock
- Suitable for standard Multibox enclosure, 2 modules

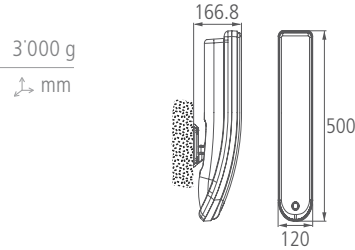
### MQ 50i

**MQ 100L-W**  
**MQ 100L-B**

3 WAYS COLUMN LOUDSPEAKER



MQ 100L-W White  
p/n 130.00.187  
MQ 100L Black  
p/n 130.00.186



- 3 way column array speaker system providing natural high intelligibility hi-fidelity sound of both speech and music
- Body is made of self-extinguishing (HB level) high density polystyrene
- The wide horizontal coverage angle (180°) and the 60° asymmetrical vertical dispersion allow the correct sound reproduction and feedback reduction
- MQ 100L is equipped with: 2 rubber surround 3.5" woofers, 2 fabric surround 3.5" mid-woofers, 2 cloth coated 0.75" dome tweeters
- Mounting accessories are included. These have been studied to keep the column as close as possible to the wall and simplify its installation
- The pre-oriented vertical acoustic axis allows to cover already the majority of the installations.
- Provided with accessories to orient the speaker down of extra 5° and 10°
- Built-in multi-tapped transformer (40 – 20– 10 -5 W) for 100 V constant voltage connection
- 16-ohm input that can be selected by switch with MAX power 60 W

**SPECIFICATIONS**

POWER	120 - 60 W (100 V)
CONSTANT VOLTAGE	100 V, 70 V
FREQUENCY RESPONSE	130 - 20.000 Hz (± 3 dB)
SENSITIVITY (1 m / 1 W)	93 dB
MAXIMUM SOUND PRESSURE	120 dB (1 m / POWER MAX)
ANGLE OF COVERAGE	180° (HORIZ.); 60° (VERT.)

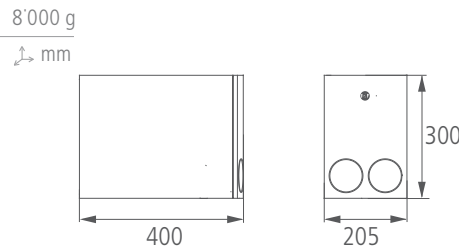
**MQ 100L-W - MQ 100L-B**

**MQ 90S-B**

8" BAND PASS SUBWOOFER



p/n 130.00.097



- Compact band-pass 8" subwoofer, especially designed to be used with MonitorQ series speakers
- Well suitable also for other RCF speakers such as PL40, PL6X, DU 100X, DP 2X
- The cabinet material is PVC covered with a scratch resistant surface and Painted Front Medium density
- Built-in multi-tapped transformer (60 – 30 – 7.5 W) for 100 V constant voltage connection
- 16-ohm input that can be selected by switch with MAX power 160 W / 80 W Bypass
- Internal Crossover filter at 200 Hz frequency 12 dB/oct
- As the subwoofer range is non-directional, the unit can be installed in a semi-hidden position
- Connection through a removable Euroblock plug that allows the parallel connection of other loudspeakers.

**SPECIFICATIONS**

POWER	60 - 30 - 15 - 7.5 W (100 V)
CONSTANT VOLTAGE	100 V, 70 V
FREQUENCY RESPONSE	70 - 220 Hz (± 10 dB)
SENSITIVITY (1 m / 1 W)	89 dB
MAXIMUM SOUND PRESSURE	107 dB (1 m / POWER MAX)
CONNECTORS	EUROBLOCK

**MQ 90S**



# HORN SPEAKERS

Designed to be weather resistant and to withstand high sound pressure levels outdoor or in large environments.



MODEL	HD 21 EN	HD 216/ST	HD 1110	H6045 (4 DRIVER D5076)
TYPE	Round	Round	Round	Rectangular
MATERIAL	ABS	Die-Cast Aluminium	ABS	Fiberglass
POWER NOM./PROGRAM	30 W RMS	20 W RMS / 30 W	20 W RMS / 30 W	200 W RMS / 300 W
INPUT	100 V - 70 V	100 V - 70 V - 25 V	8 Ω	100 V - 70 V - 25 V
FREQUENCY RESPONSE	340 Hz ÷ 9 kHz	350 ÷ 15.000 Hz	900 ÷ 13.000 Hz	150 ÷ 12.000 Hz
MAX. SOUND PRESSURE	119dB	123dB	116 dB	132 dB
ANGLE OF COVERAGE	210° - 135° - 70° - 40°	80°	180°	60° (Horiz) 50° (Ver)
PROTECTION / NORM	EN 54-24	IP 55	-	IP 54



MODEL	HD 210/TY	HD 310/T	HD 410/T	HD 3216/T
TYPE	Round	Round	Round	Rectangular
MATERIAL	Aluminium	Aluminium	Aluminium	ABS
POWER NOM./PROGRAM	20 W RMS / 30 W	30 W RMS / 45 W	50 W RMS / 75W	25 W RMS / 38 W
INPUT	100 V - 70 V	100 V - 70 V	100 V - 70 V	100 V - 70 V
FREQUENCY RESPONSE	300 ÷ 9.000 Hz	240 ÷ 10.000 Hz	180 ÷ 7.000 Hz	250 ÷ 10.000 Hz
MAX. SOUND PRESSURE	121 dB	123 dB	130 dB	122 dB
ANGLE OF COVERAGE	70°	80°	80°	60° (Horiz) 130° (Ver)
PROTECTION	IP 66	IP 66	IP 66	IP 66



## HD 21 EN

PLASTIC HORN SPEAKER WITH DRIVER

2'050 g

↗ ↘ Ø 211 x 280 mm



p/n 131.33.039

- Compact speaker with 30 W driver in compliance with EN 54-24
- Rear cover in UV stabilised self-extinguishing ABS
- Suitable for indoor and outdoor use (thanks to IP 66 protection)
- Transformer for 100 V (/ 70 V) constant voltage connection
- Thermal fuse to protect the audio line from heat
- Ceramic terminals for linking input and output cable
- Swiveling bracket included
- Color: light gray

SPECIFICATIONS	HD 21 EN
NOMINAL POWER (MAX)	30 W RMS
SELECTABLE POWER	30 - 15 - 7,5 - 3,75 W (100 V) / 15 - 7,5 - 3,75 - 1,875 W (70 V)
INPUT IMPEDANCE	333 Ω (30 W-100 V / 15 W-70 V)   667 Ω (15 W-100 V / 7,5 W-70 V) 1,33 kΩ (7,5 W-100 V / 3,75 W-70 V)   2,67 kΩ (3,75 W-100 V / 1,875 W-70 V)
FREQUENCY RESPONSE	340 Hz ÷ 9 kHz
SENSITIVITY	104 dB (1 W / 1 m), 92 dB (1 W / 4 m)
COVERAGE ANGLE (-6 dB)	210° (500 Hz), 135° (1kHz), 70° (2kHz), 40° (4 kHz)
SOUND PRESSURE (MAX)	119 dB (30 W, 1 m), 107 dB (30 W, 4 m)

## HD 3216

PLASTIC HORN SPEAKER WITH DRIVER

2'100 g

↗ ↘ 310x 165 x 290 mm



p/n 131.33.039

- IP 66 double isolation; for temperatures between -25°C and + 70°C
- UV-stabilized autoextinguishing UL-HB ABS plastic.
- Hi-pass filter for protecting driver against out-of-range low-freq.
- Color:RAL 7035 (platinum gray)
- Stainless-Steel mounting hardware

SPECIFICATIONS	HD 3216
NOMINAL POWER (MAX)	25 W RMS / 38 W
SELECTABLE POWER	-
INPUT IMPEDANCE	8 Ω
FREQUENCY RESPONSE	250 ÷ 10.000 Hz (± 3 dB)
SENSITIVITY	106 dB
COVERAGE ANGLE (-6 dB)	60° (HORIZ.); 50° (VERT.)
SOUND PRESSURE (MAX)	122 dB (1 m / POT. MAX)

## HD 3216/T

COMPACT HORN SPEAKER

2'500 g

↗ ↘ 310 x 165 x 320 mm



p/n 131.33.037

EASYLINE SOLUTIONS

- Compact speaker with high directivity and efficiency for intelligible speech reproduction
- Driver impedance 8 Ω
- Selector accessible on rear cover
- IP 66 double insulation construction for temperatures between -25°C and +70°C
- High-pass filter for protection of the driver against low frequencies out of range
- Body in UV stabilised self-extinguishing ABS, RAL 7035 grey
- Stainless steel attachment bracket included

SPECIFICATIONS	HD 3216/T
POWER	25 W RMS – 38 W MAX
CONSTANT VOLTAGE	25-20-15-10-5 W
FREQUENCY RESPONSE	100 V; 70V
SENSITIVITY (1 m / 1 W)	250 ÷ 10.000 Hz (± 3 dB)
MAXIMUM SOUND PRESSURE	106 dB
ANGLE OF COVERAGE	60° (HORIZ.); 50° (VERT.)

## HD 210/TY

### ALUMINIUM HORN SPEAKER WITH DRIVER

p/n 0007057

2'200 g

↕ ↗ Ø 212 x 290 mm



- Compact speaker with high directivity and efficiency for intelligible speech reproduction
- IP 66 double insulation construction, suitable for outdoor use for temperature between -25°C and +70°C
- High-pass filter for protection of the driver against low frequencies out of range
- Driver impedance 8 Ω
- Rear cover in UV stabilised self-extinguishing ABS, RAL 7035 grey
- Stainless steel attachment bracket included

#### SPECIFICATIONS

#### HD 210/TY

POWER	20 - 10 - 5 - 2.5 W (100 V)
CONSTANT VOLTAGE	100 V; 70 V
FREQUENCY RESPONSE	300 ÷ 9.000 Hz (± 3 dB)
SENSITIVITY (1 m / 1 W)	108 dB
MAXIMUM SOUND PRESSURE	121 dB (1 m / POWER MAX)
ANGLE OF COVERAGE	70° (HORIZ. AND VERT.)

## HD 310/T

### ALUMINIUM HORN SPEAKER WITH DRIVER

p/n 131.30.001

3'100 g

↕ ↗ Ø 310 x 315 mm



- High efficiency speaker ideal for speech reproduction
- Weather-resistant construction IP 66 Rating, suitable for outdoor use for temperatures between -25°C and +70°C
- High-pass filter for protection of the driver against low frequencies out of range
- Driver impedance 8 Ω
- Stainless steel attachment bracket included
- Rear cover in UV stabilised self-extinguishing ABS, RAL 7035 grey

#### SPECIFICATIONS

#### HD 310/T

POWER	30 - 20 - 15 - 10 - 5 W (100 V)
CONSTANT VOLTAGE	100 V; 70 V
FREQUENCY RESPONSE	240 ÷ 10.000 Hz (± 3 dB)
SENSITIVITY (1 m / 1 W)	108 dB
MAXIMUM SOUND PRESSURE	123 dB (1 m / POWER MAX)
ANGLE OF COVERAGE	80° (HORIZ. AND VERT.)

## HD 410/T

### ALUMINIUM HORN SPEAKER WITH DRIVER AND TRANSFORMER

p/n 131.33.041

4'100 g

↕ ↗ Ø 410 x 385 mm



- High efficiency speaker ideal for speech reproduction
- Weather-resistant construction IP 66 Rating, suitable for outdoor use for temperatures between -25°C and +70°C
- High-pass filter for protection of the driver against low frequencies out of range
- Driver impedance 16 Ω
- Stainless steel attachment bracket included
- Rear cover in UV stabilised self-extinguishing ABS, RAL 7035 grey

#### SPECIFICATIONS

#### HD 410/T

POWER	50 - 30 - 25 - 15 W (100 V)
CONSTANT VOLTAGE	100 V; 70 V
FREQUENCY RESPONSE	180 ÷ 7.000 Hz (± 3 dB)
SENSITIVITY (1 m / 1 W)	112 dB
MAXIMUM SOUND PRESSURE	130 dB (1 m / POWER MAX)
ANGLE OF COVERAGE	80° (HORIZ. AND VERT.)

# HD 216/ST

DIE CAST ALUMINIUM HORN SPEAKER

p/n 131.30.035

3'200 g

↳ Ø 215 x 300 mm



- High efficiency speaker ideal for speech reproduction
- Music power/RMS: 30/20W
- Driver impedance 16 Ω
- Construction in pressure die-cast aluminium, weather-resistant IP 55 for outdoor use
- Attachment bracket included
- Colour: RAL 7035 grey

**SPECIFICATIONS**

**HD 216/ST**

SELECTABLE POWER	20 - 10 - 5 - 2,5W (100V)
POWER HANDLING	100 V; 70 V; 25 V
FREQUENCY RESPONSE	350 ÷ 15.000 Hz (± 3 dB)
SENSITIVITY (1 m / 1 W)	108 dB
MAX SPL	123 dB (1 m / MAX)
COVERAGE ANGLE	80° (HORIZONTAL AND VERTICAL)

# HD 1110

HORN SPEAKERS WITH DYNAMIC DRIVER UNIT

p/n 131.33.030



- For alarm and paging systems in places with a high level of background noise
- High-pass filter for protection of the driver against low frequencies out of range
- Body in plastic, RAL 7035 grey
- Suitable for outdoor use
- Attachment steel bracket included

**SPECIFICATIONS**

**HD 1110**

POWER	20 W RMS - 30 W MAX
SPEAKER IMPEDANCE	8 Ω
FREQUENCY RESPONSE	900 ÷ 13.000 Hz (± 3 dB)
SENSITIVITY (1 m / 1 W)	101 dB
MAXIMUM SOUND PRESSURE	116 dB (1 m / POWER MAX)
ANGLE OF COVERAGE	180° (HORIZ. AND VERT.)

# H 6045

LONG-THROW MULTI CELL HORN SPEAKER

p/n 131.20.011



- High power, efficiency and directivity for intelligible speech reproduction
- To be used in combination with four D5076 drivers
- Sturdy construction, suitable for outdoor use in harsh weather conditions
- Body in fibreglass, RAL 9003 grey
- Attachment bracket included

**SPECIFICATIONS**

**H 6045**

POWER	200 W RMS - 300 W MAX (WITH 4 DRIVER D 5076)
CONSTANT VOLTAGE	100 V; 70 V; 25 V (with 4 transformer TD 507)
FREQUENCY RESPONSE	150 ÷ 12.000 Hz (± 3 dB) (WITH 4 DRIVER D 5076)
SENSITIVITY (1 m / 1 W)	101 dB
MAXIMUM SOUND PRESSURE	132 dB (1 m / POWER MAX, 4 DRIVER D 5076)
ANGLE OF COVERAGE	60° (HORIZ.); 50° (VERT.)

# D 5076

DRIVER UNIT

p/n. 151.10.017

- Musical power/RMS: 75/50W
- 1 3/8" W - 18 N threaded horn attachment
- Pressure die-cast compression chamber
- Driver impedance 16 Ω
- Dimensions Ø 98 x 75 mm, weight 1.7 Kg
- Optional TD 507 line transformer



# TD 507

50 V MULTI-TAPPED TRANSFORMER

p/n 133.30.006

- 50V Multi-tapped line transformer
- Suitable for connecting the D 5076 driver to 100/70V constant voltage lines
- Output power can be selected from four different values: 50-25-12-6W



# ATTENUATORS, AUDIO TRANSFORMERS AND ACCESSORIES

To adjust the settings of the audio system according to any needs.



## ATTENUATORS (SWITCHERS)

- The volume control is made of a control circuit having a 6 position (5 + off) selector and a separated transformer
- Installed on whichever supporting frame for home / office electrical systems by drilling a hole in a blank key and fixing its control circuit
- 3 knobs are included in 3 different colours: white, silver, anthracite
- The maximum depth of the volume control circuits are measured between the inner side of the front panel

### AT 10Z

CONSTANT IMPEDANCE ATTENUATOR



p/n 131.60.032

- Constant impedance attenuator for speakers with minimum impedance 4 Ω
- Universal mounting on any standard European electrical wall plate.
- 5 selectable positions + OFF volume control

#### SPECIFICATIONS

#### AT 10Z

IN/OUT IMPEDANCE	4 Ω
MAX. POWER	10 W
ATTENUATION	0 dB - 6 dB - 12 dB - 18 dB - 24 dB - OFF
MAX. DEPTH	50 mm

### AT 20T

20 W / 100 V TRANSFORMER ATTENUATOR



p/n 131.60.033

- Attenuator for constant voltage systems, max 20W
- Universal mounting on any standard European electrical wall plate.
- 5 selectable positions + OFF volume control
- Bypass relay or 3-wire control system for alarm/evac applications

#### SPECIFICATIONS

#### AT 20T

INPUT VOLTAGE	100 V
MAX. POWER	20 W
ATTENUATION	0 dB - 3 dB - 6 dB - 9 dB - 12 dB - OFF
MAX. DEPTH	50 mm

## AT 40T

p/n 131.60.035

40 W / 100 V TRANSFORMER ATTENUATOR



- Attenuator for constant voltage systems, max 20W
- Universal mounting on any standard European electrical wall plate.
- 5 selectable positions + OFF volume control
- Bypass relay or 3-wire control system for alarm/evac applications

### SPECIFICATIONS

### AT 40T

INPUT VOLTAGE	100 V
MAX. POWER	40 W
ATTENUATION	0 dB - 3 dB - 6 dB - 9 dB - 12 dB - OFF
MAX. DEPTH	58 mm

## CT 61

p/n 131.60.036

6 POSITION 1 WAY ROTARY SWITCHER



- 5 selectable position + OFF volume control
- To be used with TL 128 autotransformer
- Bypass relay or 3-wire control system for alarm/evac applications

### SPECIFICATIONS

### CT 61

INPUT VOLTAGE	100 V
MAX. POWER	120 W
MAX. DEPTH	58 mm

## TL 128

120 W LINE TRANSFORMER

1'140 g

↕ 68 x 72 x 85 mm



p/n 133.60.050

- The TL 128 transformer can be used in audio systems with constant voltage lines (usually 100 or 70V) to regulate the power of one or more acoustic speakers that have line transformers with a combined power of a maximum of 120 W
- It can be combined with a switch (up to 8 positions), in order to form a volume control that fades at 3 dB intervals

### SPECIFICATIONS

### TL 128

INPUT VOLTAGE	100 - 70 - 50 - 35 - 25 - 18 - 12 V
MAX. POWER	120 W
MINIMUM LOAD IMPEDANCE	83.3 - 41.7 - 20.8 - 10.4 - 5.2 - 2.6 - 1.3 Ω
FREQUENCY RESPONSE	60 ; 18.000 Hz (± 3 dB)

## CP 52

p/n 131.60.034

5 POSITION 2 WAY ROTARY SWITCHER



- 5 Line selector for 100V system, load max 120W
- Bypass relay for emergency calls on line 1

### SPECIFICATIONS

### CP 52

MAX INPUT VOLTAGE	100 V
MAX. POWER	120 W
MAX. DEPTH	58 mm



## UNIVERSAL LINE TRANSFORMERS

- High quality transformers suitable to connect loudspeakers with 4-8  $\Omega$  impedance (TD 105 excluded) to constant voltage lines (70-100V). It's possible to select different power values choosing different outputs.
- Thanks to material over-sizing and alternate layer windings, they offer high performance: dynamics and frequency response are particularly extended. They are suitable to drive professional speakers through constant voltage power amplifiers (TD 105 excluded)

### TD 10 10 W UNIVERSAL LINE TRANSFORMER

p/n 133.60.045



#### SPECIFICATIONS

#### TD 10

OUTPUT POWER 4 $\Omega$	1.2 - 2.5 - 5 - 10 W
OUTPUT POWER 8 $\Omega$	0.6 - 1.2 - 2.5 - 5 - 10 W
FREQUENCY RESPONSE	50÷18'000 Hz
DIMENSIONS	86 x 53 x 59 mm
WEIGHT	500 g

### TD 30 30 W UNIVERSAL LINE TRANSFORMER

p/n 133.60.046



#### SPECIFICATIONS

#### TD 30

OUTPUT POWER 4 $\Omega$	15 - 30 W
OUTPUT POWER 8 $\Omega$	7.5 - 15 - 30 W
FREQUENCY RESPONSE	50÷18'000 Hz
DIMENSIONS	87 x 53 x 68 mm
WEIGHT	700 g

### TD 60 60 W UNIVERSAL LINE TRANSFORMER

p/n 133.60.047



#### SPECIFICATIONS

#### TD 60

OUTPUT POWER 4 $\Omega$	15 - 30 - 60 W
OUTPUT POWER 8 $\Omega$	7.5 - 15 - 30 - 60 W
FREQUENCY RESPONSE	50÷18'000 Hz
DIMENSIONS	77 x 77 x 79 mm
WEIGHT	1200 g

### TD 120 120 W UNIVERSAL LINE TRANSFORMER

p/n 133.60.048



#### SPECIFICATIONS

#### TD 120

OUTPUT POWER 4 $\Omega$	30 - 60 - 120 W
OUTPUT POWER 8 $\Omega$	15 - 30 - 60 - 120 W
FREQUENCY RESPONSE	50÷18'000 Hz
DIMENSIONS	85 x 85 x 90 mm
WEIGHT	1900 g

### TD 240 240 W UNIVERSAL LINE TRANSFORMER

p/n 133.60.049



#### SPECIFICATIONS

#### TD 240

OUTPUT POWER 4 $\Omega$	60 - 120 - 240 W
OUTPUT POWER 8 $\Omega$	30 - 60 - 120 - 240 W
FREQUENCY RESPONSE	50÷18'000 Hz
DIMENSIONS	98 x 89 x 100 mm
WEIGHT	3100 g

## DRIVER REPLACEMENTS DIAPHRAGMS



MODEL	IMPEDANCE	LOUDSPEAKER	P/N
M 26	16 Ω	HD 216/ST	154.10.028
M 27	16 Ω	HD 2220, HD 2220/T, HD 3421, HD 3421/T	154.10.029
M 31	16 Ω	D 3045, D 3045/T, D 3045/TS, D 5076	154.10.033
M 40	16 Ω	HD 3418, HD 3418/T	154.10.040
M 99	8 Ω	HD 310/T	154.10.099

### ST 7300

UNIVERSAL VEHICLE SUPPORT FOR HORN SPEAKERS



p/n 133.20.036

- Chrome steel universal support for the installation of a horn speaker on a car top. Designed for the installation on the luggage rack, it offers the possibility to rotate the horn speaker up to 160°, to steer the sound to the desired direction.
- Dimensions: 230 x 90 x 18 mm. Weight: 0,5 Kg

### IM 2220

PORTABLE IMPEDANCE TESTER

p/n 133.60.089



- The IM 2220 is a portable instrument, easy to use for measuring the impedance of the constant voltage speaker lines or of a single loudspeaker.
- The test range is quite wide thanks to the three measure fields (20 Ohm, 200 Ohm, 2000 Ohm). It is suitable for both commercial audio and domestic use.
- The IM 2220 is easy to use, comfortable and safe, thanks to the large control knob, to the large display and the high insulation.
- Meets IEC-1010 (EN 61010); CAT III 100V
- Display 3 ½ digit LCD
- Data HOLD indication
- Automatic switch-off of the pilot tone after 20s unless the LOCK key is pressed
- Automatic switch-off of the device after 15 minutes without being used

#### SPECIFICATIONS

SPECIFICATIONS	IM 2220
SIGNAL TEST FREQUENCY	1 kHz
ACCURACY	± 2%
ALTITUDE	2000 m (~ 6500 ft)
OPERATING TEMPERATURE	0 ÷ 40°C (32 ÷ 104 °F)
POWER SUPPLY	9 V c.c (6 x 1.5 V AA, ALCALINE)
DIMENSIONS	168 x 110 x 62 mm
WEIGHT	0.5 Kg

# RACK COMPONENTS

For the optimum management of the system configurations.



MODEL	CR 2615	CR 2615 FV	CR 2628	CR 2642
PART NUMBER	171.70.080	171.70.129	171.70.081	171.70.082
TYPE	15 U	15 U	28 U	42 U
BASE DIMENSIONS	600 x 600 mm	600 x 600 mm	600 x 600 mm	600 x 600 mm
HEIGHT	800 mm	800 mm	1600 mm	2000 mm
WEIGHT	26 Kg	30 Kg	54 Kg	68 Kg
MAX LOAD	105 Kg	100 Kg	320 Kg	350 Kg
VENTILATION	-	Thermostat controlled	Thermostat controlled	Thermostat controlled
Thermal Dissipation 25 °C	230 W	3130 W	3280 W	3320 W
Thermal Dissipation 35 °C	140 W	2070 W	2160 W	2180 W
INCLUDED ACCESSORIES	4 wheels with braking system	4 wheels with braking system	-	-
MODEL DOOR	AK 2615	AK 2615	AK 2628	AK 2642
PART NUMBER DOOR	(173.60.028)	(173.60.028)	(173.60.029)	(173.60.030)

# CR 2600

RACK ENCLOSURES



- The CR 2600 series rack enclosures are designed to hold all RCF 19" rack standard components.
- They are constructed in compliance with the IEC 297-2 dimensional standard, and the depth is 600 mm for all models.
- The structure is made of steel painted RAL 7035 light grey. The rack enclosures are bake-painted at high temperature using epoxy powders to make the structure unalterable over time and resistant to scratching, abrasion, and atmospheric agents.
- The protection level is IP 30. The CR 2600 SERIES rack enclosures are composed of a basic structure that is assembled simply and quickly by fitting and securing four steel uprights to the upper and lower panels.
- The lower door and side panels are fitted following the wiring operations to facilitate the insertion and connection of the components. The lower panel, which forms the base of the rack, has openings for the passage of external connection cables (speaker lines, power supply, data, etc.) that are sized and shaped to guarantee the electrical safety of the structure. The earthing of the rack complies with current safety regulations.
- For the optimisation of the internal wiring, supports are supplied to gather the cable and attach them in an orderly fashion. The packing materials can be reused for transport the enclosure once it has been wired.
- Front doors are also available, which are useful for to protect the components installed in the rack.

## RR 2601

RACK WHEELS KIT  
p/n 173.60.038



- Wheels for RCF rack cabinets CR 2628 and CR 2642.
- The kit includes 2 wheels with brake and 2 swivel wheels. Wheel diameter: 80 mm .
- The maximum applicable load does not change when wheels are mounted.

## AR 2605

FRAME WITH POWER SOCKETS  
p/n 173.60.027



- 5-socket frame, Schuko and Italian standard, on back-rack support 2U.
- Portion of Omega bar for installing 5 Omega standard modules
- 16A total capacity; cable included

## AR 1050-N

RACK LATERAL SUPPORT  
p/n 173.60.039

## AR 1051-N

RACK LATERAL SUPPORT  
p/n 173.10.058

## AR 1052-N

RACK LATERAL SUPPORT  
p/n 173.10.059



- 1U accessory (AR 1051-N) o 2U (AR 1052-N) for installation in RCF CR2600 series racks

## PAER1

FRONT VENTILATION PANELS  
p/n 171.30.149



- Front ventilation panel, 1U for CR 2600 series racks, RAL 9005 black

# CLOSURE PANELS

## PU 1

p/n 171.70.145



- 1U Closure Panel
- RAL 9005 Nero

## PU 2

p/n 171.70.146



- 2U Closure Panel
- RAL 9005 Nero

## PU 3

p/n 171.70.147



- 3U Closure Panel
- RAL 9005 Nero

## PU 4

p/n 171.70.148



- 4U Closure Panel
- RAL 9005 Nero

## SA 2095

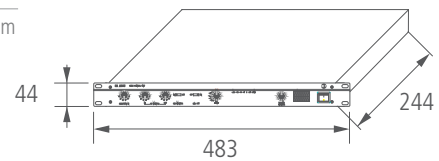
RACK CONTROL UNIT

p/n 171.30.046



2'900 g

↕ mm



- Allows centralised switch-on of the equipment installed in the rack enclosure and directly connected to the 230 Vac 8A output.
- 6 unbalanced inputs on terminal strip 775mV for pre-listening to sound sources, selection switch
- Balanced inputs on terminal strip for 100/70/50V power amplifier for audio monitoring of six amplifiers at constant voltage, selection switch
- Internal monitor loudspeaker with volume control, LED VU Meter
- 1U 19" rack
- Color: grey RAL 7021

### SPECIFICATIONS

SOURCE INPUTS - SENSITIVITY

POWER AMPLIFIERS - SENSITIVITY

SENSITIVITY VU-METER

ATTENUATION VOLUME SPEAKER

REMOT CONTROL

MAX. CURRENT THAT CAN BE TAPPED

POWER SUPPLY

CONSUMPTION

CONNECTORS INPUT/OUTPUT

### SA 2095

0 dBu (775 mV)

100 V (70 V o 50 V SELECTABLE INTERNALLY); COSTANT IMPEDANCE

0 dBu (775 mV); (200 mV o 80 mV SELECTABLE INTERNALLY)

0 dB - 1.2 dB - 1.9 dB - 3 dB - 5.2 dB - OFF

BY MEANS OF CONTACT OR 10÷24 Vdc EXTERNAL SUPPLY

8 A (AC OUTLET)

220÷240 V / 110÷120 V (50 / 60 Hz)

10 VA

SCREW RERMINAL

## PV 2603

VENTILATION UNIT

p/n171.70.137



5'000 g

↕ mm

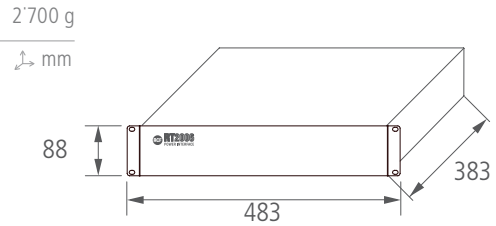


- Composed by 3 blowers (230 V ac) and a main switch
- The blowers turn on due to the activation command of a thermostat included ia all RCF CR 2600 rack cabinets series
- The ventilation unit has an air flow capacity of 500 m /h
- 19" Rack muonting
- 1 unit Main switch placed on the rear panel
- Low noise

# RT 2006

p/n 171.70.125

RACK CONNECTIONS FOR POWER TRANSFORMERS  
TD 300-TD 500-TD 1000



- The RT 2006 is a 2 standard unit 19" high rack container to house and connect up to 6 TD 300 transformers, 4 model TD 500 transformers or 2 TD 1000 transformers.
- Different transformers can also be combined within the transformer panel.
- The RT 2006 has an interface circuit with connection terminals between amplifiers, transformers and speaker lines.
- The connections are all removable and sized for maximum applicable power.
- Easy transformer installation and connection to terminals
- Thanks to material over-sizing and alternate layer windings, frequency response of the transformers is particularly extended. These transformers can be used also with professional high performance loudspeakers.

## SPECIFICATIONS

INPUT IMPEDANCE (PRIMARY)	TD 300 - TD 500 - TD 1000
OUTPUT VOLTAGE (SECONDARY)	4 Ω (35 V - TD 300; 45 V - TD 500; 63 V - TD 1000)
FREQUENCY RESPONSE	100 V (33 Ω - TD 300; 20 Ω - TD 500; 10 Ω - TD 1000)
THERMAL DETECTION THRESHOLD	50 - 20.000 Hz
NOMINAL POWER	90° C
DIMENSIONS (DIAMETER, HEIGHT)	300 VA (TD 300); 500 VA (TD 500); 1000 VA (TD 1000)
NET WEIGHT	ø 115 mm, 65 mm (TD 300); ø 125 mm, 70 mm (TD 500); ø 170 mm, 75 mm (TD 300)
INPUT CONNECTORS	2.7 kg (TD 300); 3.3 kg (TD 500); 7.2 kg (TD 1000)
OUTPUT CONNECTORS	SPEAKON (RT 2006)
	SCREW TYPE EUROBLOCK (RT 2006)

# TD 300

p/n 171.70.126

300W PROFESSIONAL AUDIO TOROIDAL TRANSFORMER

# TD 500

p/n 171.70.127

500W PROFESSIONAL AUDIO TOROIDAL TRANSFORMER

# TD 1000

p/n 171.70.128

1000W PROFESSIONAL AUDIO TOROIDAL TRANSFORMER



Nominal 300W TD 300 Toroidal transformer, main 4Ω, secondary 100V  
Terminals for quick connection to panel RT 2006  
Quick transformer mounting inside the rack chassis with the supplied kit

Nominal 500W TD 500 Toroidal transformer, main 4Ω, secondary 100V  
Terminals for quick connection to panel RT 2006  
Quick transformer mounting inside the rack chassis with the supplied kit.

Nominal 1000W TD 1000 Toroidal transformer, main 4Ω, secondary 100V  
Terminals for quick connection to panel RT 2006  
Quick transformer mounting inside the rack chassis with the supplied kit



# MOBILE AMPLIFICATION

Portable systems for all the situations in which mobility is important.



## MG 80 MEGAPHONE

p/n 131 40 011

**EASYLINE**  
SOLUTIONS



- Speaker with high directivity and efficiency for intelligible speech reproduction
- Musical power/RMS: 38/25W
- Sound pressure level at musical power: 122 dB/1 m
- Angle of dispersion related to speech intelligibility: (HxV) 60°x50°
- Sturdy IP 66 double insulation construction for temperatures between -25°C and +70°C
- Approximated range 500m
- High-pass filter to protect the driver against low frequencies out of range
- Body in UV stabilised self-extinguishing ABS, RAL 7035 grey
- Stainless steel attachment bracket included
- Dimensions (W x H x D): 310 x 165 x 320 mm

### SPECIFICATIONS

NOMINAL POWER

FREQUENCY RESPONSE

S/N RATIO

MICROPHONE SENSITIVITY

DISTORTION

DIMENSIONS

WEIGHT

### MG 80

10 W RMS - 25 W MAX

500 ÷ 9.000 Hz (± 3 dB)

50 dB (1 W)

- 37 dB ± 3 dB

< 1.5 % (1 kHz)

Ø 230 x 370 mm

1.4 Kg (NO BATTERY)

# INDEX

# INDEX

PRODUCT	P/N	PAGE
2/C	143.40.012	31
2+2/C	143.40.013	31
A 504-N	143.80.014	31
A 507	143.10.008	31
A1331	133.60.123	56
AC 112DK	143.80.018	30
AC 1503	133.60.112	59
AC 1660	143.80.009	30
AC 19EM	143.80.020	30
AC 45SM	143.80.019	30
AC 50B	133.60.038	59
AC 7212	171.70.152	12
AC AD 2505	143.80.022	31
AC MIC DK	141.10.079	25
AC S50DK	143.80.011	31
AC S76FL	143.80.027	31
AC WM-CS	133.60.206	65
AC XLR-3M3F	133.60.102	31
AM 1125	121.35.082	40
AM 2080	121.35.062	43
AM 2160	121.35.058	42
AM 2320	121.35.059	42
AM 6020	121.10.012	48
AN 1602	143.80.005	30
AR 1050-N	173.60.039	81
AR 1051-N	173.10.058	81
AR 1052-N	173.10.059	81
AR 1620	173.60.031	30
AR 2605	173.60.027	81
AR 3000	133.60.101	38
AS 1606	143.80.004	30
AT 10Z	131.60.032	76
AT 20T	131.60.033	76
AT 40T	131.60.035	77
BD 2412EN	131.33.074	63
BD 42	130.00.247	62
BE 2012	143.22.022	19
BM 2006	143.22.021	19
BM 3001	143.22.008	28
BM 3003	143.22.012	28
BM 3014	143.20.135	28
BM 3022	143.22.013	29
BM 4601	171.70.074	14
BM 5001WM	171.70.087	14
BM 7601	143.22.017	12
BM 7608	143.22.015	12
BM 7608D	143.22.016	12
BM 7608DFM	143.22.014	13
BM 7624D	143.22.018	13

PRODUCT	P/N	PAGE
BM 9802	143.80.023	9
BM 9804	143.80.024	9
BM 9808	143.80.025	9
BS 2620	131.10.006	55
BS 8	131.33.054	55
CA 223U	143.80.008	30
CA 5XX	143.40.017	31
CJ 228E	143.80.017	9
CJ 428E	143.80.021	9
CP 52	131.60.034	77
CR 2615	171.70.080	80
CR 2615 FV	171.70.129	80
CR 2628	171.70.081	80
CR 2642	171.70.082	80
CS 3041	130.00.231	64
CS 3082	130.00.232	64
CS 6520	131.50.005	65
CS 6520 EN	131.33.079	65
CS 6940	131.50.006	65
CT 61	131.60.036	77
D 5076	151.10.017	75
DM 41	130.00.049	58
DM 41-B Nero	130.00.387	58
DM 61	130.00.050	58
DMW 20A	130.00.265	59
DP 1420EN	131.33.071	63
DP 2X/1	130.00.107	62
DP 4	130.00.106	62
DU 100X	130.00.105	57
DU 31	130.00.204	56
DU 31AT	130.00.220	56
DU 50EN	131.33.064	57
E.I.I.S.A. 50	131.10.071	57
ES 3160	121.35.057	39
ES 3323	121.35.064	38
H 6045	131.20.011	75
HD 1110 (8 Ω)	131.33.030	75
HD 21 EN	131.33.075	73
HD 210/TY	0007057	74
HD 216/ST	131.30.035	75
HD 310/T	131.30.001	74
HD 3216	131.33.039	73
HD 3216/T	131.33.037	73
HD 410/T	131.33.041	74
HE 2006	141.15.023	27
HS 1026W	131.10.062	52
IM 2220	133.60.089	79
LB 3340	171.20.053	15
LD 5002EN	171.70.089	15

PRODUCT	P/N	PAGE
LI 7903	171.70.141	13
LT 7208 EN	171.70.156	11
M 26	154.10.028	79
M 27	154.10.029	79
M 31	154.10.033	79
M 40	154.10.040	79
M 99	154.10.099	79
MA 3	00.08.056	67
MA 4X	133.60.009	67
MA 55	00.08.057	67
MA 8-2	133.20.054	67
MC 4038	141.15.022	30
MC 4040	141.15.020	25
MC 5030	141.15.005	29
MD 6000-X	141.15.021	15
MD 7600	141.15.014	24
MD 7800	141.15.013	24
MG 80	131 40 011	84
MMS 3404D	143.22.020	21
MMS 3405P	143.22.019	21
MMU 3100	121.70.021	20
MP 300	121.70.094	32
MP 301	124.01.006	33
MP 302	124.01.007	33
MP 321	124.01.008	32
MP 341	124.01.005	33
MQ 100L-B	130.00.186	71
MQ 100L-W	130.00.187	71
MQ 30P-B	130.00.068	68
MQ 30P-W	130.00.058	68
MQ 50-B	130.00.070	69
MQ 50-W	130.00.056	69
MQ 50C	130.00.081	70
MQ 50I	130.00.139	70
MQ 60H B	133.60.081	69
MQ 60H W	133.60.080	69
MQ 60H-B	130.00.072	69
MQ 60H-W	130.00.060	69
MQ 80P-B	130.00.094	68
MQ 80P-W	130.00.096	68
MQ 90S-B	130.00.097	71
MR 33T	00.07.140	66
MR 33WT	00.07.141	64
MR 44T	00.07.142	64
MR 44WT	00.07.354	66
MR 55	00.07.143	67
MR 55W	00.07.355	67
MS 1033	171.70.108	35
MS 520	121.35.043	17

PRODUCT	P/N	PAGE
MT 3100	141.10.079	25
MT 3200	141.10.080	25
MT 7308EN	171.70.159	11
MU 7100 EN	171.70.157	10
MU 9186	171.60.160	7
MX 9502	171.60.174	7
MX 9504	171.60.175	7
OT 3500	171.20.056	15
P AER1	171.30.149	81
PL 40	131.33.045	53
PL 50	131.33.060	53
PL 60	131.10.214	53
PL 60FD	131.33.059	54
PL 6X	131.33.042	54
PL 70EN	131.33.065	54
PL 8X	131.33.043	55
PLF 30	131.33.061	52
PR 4092	121.35.032	49
PR 5006EN	171.70.088	15
PS 3400	171.30.006	15
PS 4048	171.70.158	11
PU 1	171.70.145	81
PU 2	171.70.146	81
PU 3	171.70.147	81
PU 4	171.70.148	81
PV 2603	171.70.137	82
PX 2106	142.50.009	26
PX 4116	142.50.010	27
RB 3300	171.20.051	15
RC 2946	133.60.237	19
RC 62-G	133.60.040	17
RC 62-S	133.60.041	17
RC 62-W	133.60.039	17
RD 2016	171.70.168	34
RO 7102	171.70.151	12
RR 2601	173.60.038	81
RT 2006	171.70.125	83
SA 2095	171.30.046	82
SB 3320	171.20.052	15
SE 5120	171.70.083	14
SI 7120	171.70.153	12
ST 7300	133.20.036	79
SV 7982	171.70.140	13
TD 10	133.60.045	78
TD 1000	171.70.128	83
TD 120	133.60.048	78
TD 240	133.60.049	78
TD 30	133.60.046	78
TD 300	171.70.126	83

# INDEX

PRODUCT	P/N	PAGE
TD 500	171.70.127	83
TD 507	133.30.006	75
TD 60	133.60.047	78
TL 128	133.60.050	77
TS 9918	133.60.235	9
TS 9918-W	133.60.243	9
TX 2006	142.50.007	26
TX 4016	142.50.008	27
UP 1121	121.35.083	41
UP 2082	121.35.066	45
UP 2161	121.35.060	44
UP 2162	121.35.065	45
UP 2321	121.35.061	44
UP 8501	121.35.070	46
UP 8502	121.35.077	46
UP 8504	121.35.079	47
UP 9501	171.70.161	8
UP 9502	171.70.162	8
UP 9504	171.70.170	8
WS 620XT	131.33.044	52
ZE 2200	171.70.167	19
ZM2100	171.70.166	18
ZM2124	121.35.085	18









sound culture

**HEADQUARTERS:**

**RCF S.p.A. Italy**

tel. +39 0522 274 411  
e-mail: info@rcf.it

**RCF UK**

tel. 0844 745 1234  
Int. +44 870 626 3142  
e-mail: info@rcfaudio.co.uk

**RCF France**

tel. +33 1 49 01 02 31  
e-mail: france@rcf.it

**RCF Germany**

tel. +49 2203 925370  
e-mail: germany@rcf.it

**RCF Spain**

tel. +34 91 817 42 66  
e-mail: info@rcfaudio.es

**RCF Benelux**

tel. +49 (0) 2203 9253724  
e-mail: belgium@rcf.it

**RCF USA Inc.**

tel. +1 732-9026100  
e-mail: info@rcf-usa.com

[www.rcf.it](http://www.rcf.it)