

SPECIFICATIONS

SP™ 118



Dimensions (H x W x D):

Width: 20.80" / 528mm
Depth: 29.88" / 759mm
Height: 32.29" / 820mm

Net Weight:

107 lbs. (48.5 kg)

FEATURES

This loudspeaker system delivers high output, low distortion bass from a single 18" Pro Rider woofer mounted in a vented enclosure.

This unit is designed for portability. The enclosure is constructed of Aspen hardwood plywood augmented with dual-layered top and bottom panels covered with heavy duty textured black Hammertex™ and reinforced with high impact plastic corners. A full-length wrap-around perforated steel grille protects the front of the enclosure. A pole mount is also included for support of a high-pass enclosure.

Frequency Response, 1 Meter On-Axis, Swept-Sine in Anechoic Environment:

49 Hz to 300 Hz (± 3 dB)

Usable Low Frequency Limit (-10 dB point):

34 Hz

Power Handling:

600 Watts continuous
1,200 Watts program
2,400 Watts peak

Sound Pressure Level, 1 Watt, 1 Meter in Anechoic Environment:

98.0 dB (2.83 V input)

Maximum Sound Pressure Level (1 meter):

126.0 dB SPL continuous
132.0 dB SPL peak

Radiation Angle Measured at -6 dB Point of Polar Response:

Essentially omnidirectional

Transducer Complement:

One 18" woofer, vented
1808-8 ALCP Pro Rider®

Box Tuning Frequency:

38 Hz

Minimum Recommended Active Crossover Frequency and Slope for Bi-amping:

90 Hz at 18 dB / octave
High-pass filter 35 to 40 Hz
at 12 to 24dB/octave is
recommended

Impedance (Z):

Nominal: 8.0 Ω
Minimum: 6.5 Ω

Input Connections:

One four-pin twist lock connector
Two 1/4" jacks
All inputs in parallel

Enclosure Materials & Finish:

Aspen hardwood plywood
with internal bracing finished
in Hammertex™ covering



Description

The SP 118 is a subwoofer designed to enhance the low end in SP and other full-range speaker systems. Other uses include bass guitar, keyboard and drum monitoring.

The enclosure is constructed of Aspen hardwood plywood with internal bracing covered in a heavy-duty, textured Hammertex™ covering.

A powder-coated, perforated steel grille covers the front of the enclosure. Recessed steel handles on either side provide portability. A pole guide for support of a pole-mounted, high-pass enclosure is provided on the top face of the SP 118. Rubber feet are provided on the bottom and also on one side for horizontal use.

Inputs are at the rear of the enclosure, and consist of two 1/4" jacks and one four-pin twist lock connector. All inputs are in parallel, with the +1 and -1 pins of the Neutrik jack connected to the Pro Rider® driver and other jacks.

This low frequency enclosure is comprised of a single 18" Pro Rider subwoofer driver in a vented alignment. The Pro Rider driver delivers superior performance due to its advanced cooling system, large 4" voice coil with edge-wound aluminum wire and Kevlar® composite cone. This design provides strong bass extension and high power handling to complement a full-range sound system.

As the SP 118 does not include a passive subwoofer crossover, input should be electronically filtered for subwoofer applications. In addition, for high power operation, a high-pass filter set at 35 to 40 Hz and 12 to 24 dB Butterworth should be used to improve performance and reliability.

Frequency response

This measurement is useful in determining how accurately a given unit reproduces an input signal. The frequency response of the SP 118 is measured at a distance of 1 meter using a 1 watt (into the nominal impedance) swept-sine input signal in an anechoic environment. As shown in figure 1, the selected drivers in the SP 118 combine to give a smooth frequency response from 49 Hz to 300 Hz.

Power handling

There are many different approaches to power handling ratings. Peavey rates this loudspeaker system's power handling using a modified form of the AES Standard 2-1984. Using 40 Hz to 400 Hz pink noise with peaks of four times the RMS level, this strenuous test signal assures the user that every portion of this system can withstand today's high technology music. This rating is contingent upon having a minimum of 3 dB available amplifier headroom.

Harmonic distortion

Second and third harmonic distortions vs. frequency are plotted in figures 3 & 4 for two power levels: ten percent (10%) of rated input power and either one percent (1%) of rated input power or 1 Watt, whichever is greater. Distortion is read from the graph as the difference between the fundamental signal (frequency response) and the desired harmonic. As an example, a distortion curve that is down 40 dB from the fundamental is equivalent to 1% distortion.

Architectural & engineering specifications

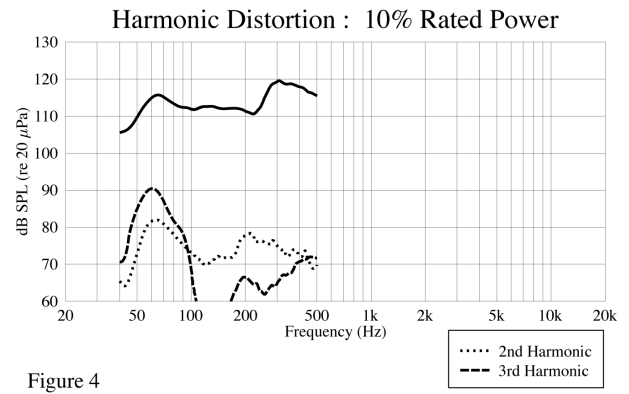
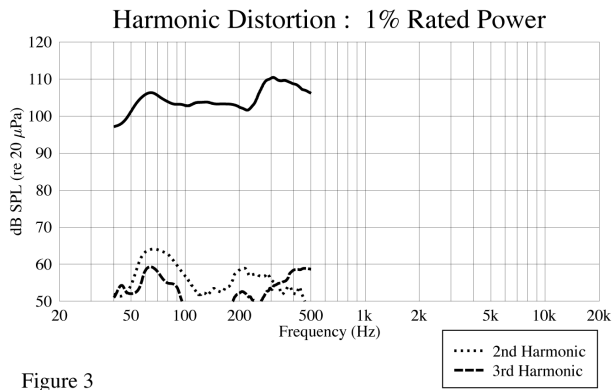
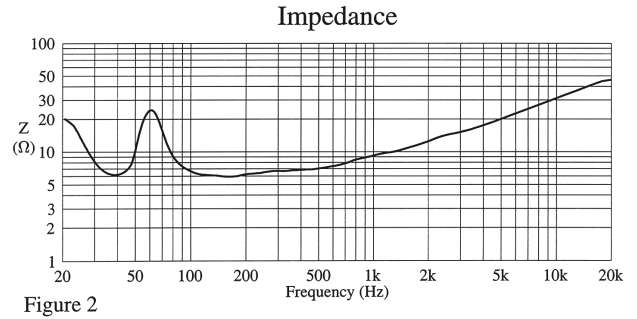
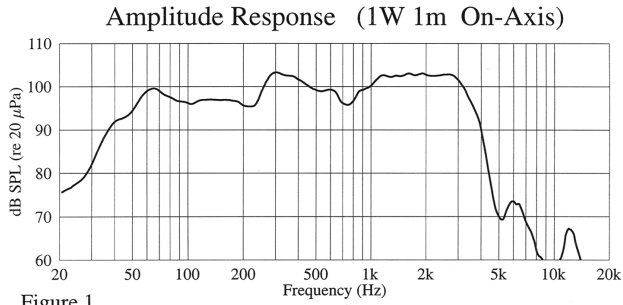
The loudspeaker system shall have an operating bandwidth of 49 Hz to 300 Hz. The nominal output level shall be 98.0 dB when measured at a distance of one meter with an input of one Watt. The nominal impedance shall be 8.0 Ohms.

The maximum continuous power handling shall be 600 watts, maximum program power of 1,200 watts and a peak power input of at least 2,400 watts, with a minimum amplifier headroom of 3 dB.

The outside dimensions shall be 32.29 inches high by 20.80 inches wide by 29.88 inches deep. The weight shall be 107 lbs. The loudspeaker system shall be a Peavey model SP 118.

3 + 2 Year Limited Warranty

NOTE: For details, refer to the warranty statement. Copies of this statement may be obtained by contacting Peavey Electronics Corporation, P.O. Box 2898, Meridian, Mississippi 39301-2898.



SP 118 Input Plate



80305558

Features and specifications are subject to change without notice.

Peavey Electronics Corporation • 5022 Hartley Peavey Drive • Meridian • MS • 39305 • (601) 483-5365 • www.peavey.com
©2010 Printed in the U.S.A. 02/10