

**High performance projector with 24/7 capability and designed for exceptional installation versatility.**



## Key Features

- WXGA 1280 x 800 resolution
- 8,500 ANSI lumens light output
- 2500:1 contrast ratio
- HDMI 2 inputs
- Accentualizer—advanced image processing
- HDBaseT-enabled
- Built-in dual color wheels
- Edge blending
- Geometric correction
- High dynamic contrast range (HDCR)

**1.800.HITACHI**  
**dmd.info@hal.hitachi.com**  
**hitachi-america.us/projectors**



As part of Hitachi's Professional Series, the CP-WX9210 DLP® projector is a true achievement in graphics display technology and performance. Offering the most advanced functionality with flexible installation features, Hitachi's CP-WX9210 is a perfect choice for large auditoriums, conference rooms, museums, and concert or stage productions. It can provide 24/7 use as well as multi-projection capability. Plus, 8,500 ANSI lumens light output and 2500:1 contrast ratio results in a super bright display with outstanding image clarity and uniformity. Always on the cutting-edge of technology, Hitachi's CP-WX9210 is an HDBaseT-enabled projector which delivers whole-home and commercial distribution of uncompressed HD multimedia content over a single CAT5e/6 cable. HDBaseT is unique in its ability to provide professional installers with a much simpler and more cost-effective way to transmit uncompressed HD video up to 328 ft. No matter how large the application environment, the CP-WX9210 delivers larger-than-life performance. For added peace of mind, Hitachi's CP-WX9210 is also backed by a generous warranty and our world-class service and support programs.

# CP-WX9210



## UNIQUE FEATURES

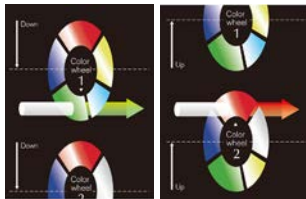
### Accentualizer

Hitachi original technology makes pictures look more real by enhancing sharpness, gloss and shade to make pictures as clear as pictures on a flat-panel device. You can also adjust the effects by three levels according to your surroundings so that the colors of projected images are the actual colors of the objects they represent.



### Built-in Dual Color Wheel

Two color wheels are built in to match usage conditions. By switching the color wheel, you can achieve an image quality to match the projected image. Previously requiring the services of an expert, Hitachi unique technology allows you to switch the color wheel in about 10 seconds by the remote control without having to open the chassis to install the color wheel.



Rich Color Mode Bright Mode

**Rich Color Mode:** Reproduces color in levels equivalent to digital cinema. Ideal for use in museums and for viewing videos that emphasize color.

**Bright Mode:** Prioritizes brightness and sharpens white colors. Achieves projections with contrast and bright images, making it ideal for presentations and other situations that require the sharing of information.

### DICOM® Simulation Mode

The DICOM (Digital Imaging and Communications in Medicine) Simulation Mode projects grayscale images which approximate DICOM Part 14 specifications. This mode is ideal for viewing grayscale medical images, such as X-rays, for training and educational purposes.

The projectors have a DICOM (Digital Imaging and Communications in Medicine) Simulation Mode. This mode simulates the DICOM standard, which is a standard applicable to digital communications in medicine, and is useful for displaying medical images such as X-rays. These projectors are not medical devices and are not compliant with the DICOM standard, and neither the projector nor the DICOM Simulation Mode should be used for medical diagnosis. Comparison photos are simulations.



### Dual Lamp and 24/7 Usable

Equipped with the highly reliable Dual Lamp System. If one lamp stops functioning during use, the second lamp activates and projects the image with no interruption in the projection. Also, 24 hours of continuous operation is available with the Alternative mode which alternates the use of the two lamps.



### Edge Blending

Projectors are equipped with the Edge Blending function that achieves the seamless projection of one image using multiple projectors. The 9000 series comes with various blending functions that meet the level users are looking for.

**Instant blending:** Easily perform blending processing without the use of any special equipment.

**Automatic blending:** Use a camera and quickly perform high precision blending processing automatically. Requires installation of a specialized application to your computer.



Instant Blending

Automatic Blending

### Geometric Correction

Geometric correction is possible from your computer by using the specialized application. Projection is possible on spherical surfaces and surfaces with corners, as well as conventional flat screens.



### HDCR (High Dynamic Contrast Range)

When average projectors are used in bright rooms, the darker colors of an image deteriorate and images become unclear. Using this function, blurred images caused by room lighting or outside light sources are corrected, and an effect similar to increasing contrast occurs. This results in clear images even in bright rooms.



### 360° Rotation

Display rotation of 360° for creative applications and greater installation flexibility.



HI0240-09/13  
All specifications subject to change without notice.  
DLP® and the DLP logo are registered trademarks of Texas Instruments.  
©2013 Hitachi America, Ltd. All Rights Reserved. ©2013 Hitachi America, Ltd. All Rights Reserved.

\* Actual filter life will vary by individual filter and based on environmental conditions, selected operating mode, user settings and usage. Hours of average filter life specified are not guaranteed and do not constitute part of the product warranty.  
\*\* Actual lamp life will vary by individual lamp and based on environmental conditions, selected operating mode, user settings and usage. Hours of average lamp life specified are not guaranteed and do not constitute part of the product or lamp warranty. Lamp brightness decreases over time.



## STANDARD FEATURES

**Center Lens Design:** This feature makes it easy to align the projector with the center of the screen for faster and trouble-free setup.

**Motorized Zoom, Focus and Lens Shift Control:**

Allows for greater range of installation possibilities. With the motorized function you can make fine adjustments through the remote control or RS232/IP device.

**Multiple Lens Options:** 6 optional lenses are available: USL901, SL902, SD903W, ML904, LL905, UL906. An optional short zoom lens developed by Hitachi offers powered zoom, powered focus and adequate lens shift. This lens increases installation versatility like never before.

**Perfect Fit 2:** Enables the user to adjust individual corners and sides independent of one another. Perfect Fit 2 provides vertical and horizontal digital correction of either barrel or pin cushion distortions. This feature helps correct geometric and complicated distortions. Perfect Fit 2 allows the projected image to fit correctly to the screen quickly and easily.

**Picture By Picture:** Enables the content from two input sources to be displayed simultaneously, side by side on one screen. You can use any two sources including 2 HDMI, with both images sharing equal screen size. The feature is ideal for teleconferencing applications.

**Picture In Picture:** Enables you to display one image inside another image using any two sources including 2 HDMI

**Status Monitor:** With Hitachi's status monitor, you'll have access in real time to projector diagnostics. Status updates include configuration information, maintenance history, as well as error and alarm messaging. For even greater user convenience, the status monitor can be accessed on the rear input panel or through the Hitachi network tools software.

**Wired and Wireless Switcher Solutions:**

Multifunctional switcher operates in conjunction with the receiver to provide expanded source selection and switching options for connected devices. The switcher is sold as an optional accessory that can provide 1080p 30 fps wireless via WHDI for both video and audio.

**Network Control, Maintenance and Security:**

Embedded networking gives you the ability to manage and control multiple projectors over your LAN. Features include scheduling of events, centralized reporting, image transfer and e-mail alerts for reactive and routine maintenance.

**PJMessenger:** PJMessenger function allows you to send and display text messages and audio alerts on your networked projectors. It is an easy and efficient way to send announcements out to multiple units.

**Wireless Presentation Compatible:** Connect the projector to a computer or your network using the optional USB wireless adapter (part number USBWL11N). The adapter supports IEEE802.11b/g and the latest 11n.



Front View



Rear View



Top View

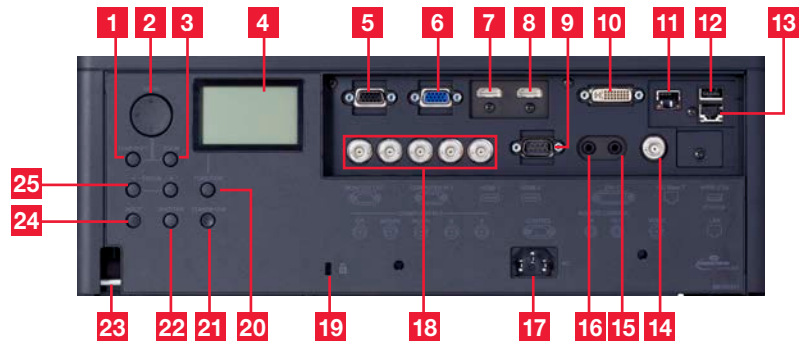


3/4 View




Right Profile

## Input/Outputs



- |                   |                        |                     |
|-------------------|------------------------|---------------------|
| 1. Lens Shift     | 10. DVI-D              | 18. Computer In 2   |
| 2. Menu           | 11. HDBaseT            | 19. Kensington Lock |
| 3. Zoom           | 12. USB-A              | 20. Function        |
| 4. Status Monitor | (for wireless adapter) | 21. Standby / On    |
| 5. Monitor Out    | 13. LAN                | 22. Shutter         |
| 6. Computer In 1  | 14. Composite Video    | 23. Security Bar    |
| 7. HDMI 2         | 15. Remote Out         | 24. Input           |
| 8. HDMI 1         | 16. Remote In          | 25. Focus +/-       |
| 9. RS-232C        | 17. AC In              |                     |



# CP-WX9210

HI0240-09/13  
All specifications subject to change without notice.  
DLP® and the DLP logo are registered trademarks of Texas Instruments.  
©2013 Hitachi America, Ltd. All Rights Reserved.

**Hitachi America, Ltd.**

Toll Free: 1.800.HITACHI • Email: dmd.info@hal.hitachi.com  
Web: hitachi-america.us/projectors





Accessories and Lenses	
<b>Supplied Accessories</b>	Remote control, power cord, computer cable, user's manual, security label, application CD, adapter cover
<b>Optional Accessories</b>	USBWL11N USB wireless adapter, MS-1 wired multifunction switcher, MS-1WL wireless multifunction switcher
<b>Optional Lenses</b>	6 optional lenses are available: USL901, SL902, SD903W, ML904, LL905, UL906. An optional short zoom lens developed by Hitachi offers powered zoom, powered focus and adequate lens shift. This lens increases installation versatility like never before.
Replacement Parts	
<b>Lamp</b>	DT01581
<b>Remote Control</b>	HL02803
<b>Filter</b>	UX39621

### Projection Throw Chart

Screen Size	16:10		Throw Distance	
	Diagonal	Width	Min	Max
50	42	73	110	
60	51	88	132	
80	68	117	176	
100	85	147	220	
150	127	220	330	
200	170	294	440	
300	254	441	660	
600	509	883	1321	

Throw Ratio: 1.7 - 2.6 : 1 (distance : width)  
Screen size and throw distance are measured in inches with standard lens SD903W.

### Projection Lens Chart

Lens	Inches	Meters
<b>USL901</b>	71 - 88	1.8 - 2.2
<b>SL902</b>	105 - 156	2.7 - 4.0
<b>SD903W</b>	147 - 220	3.7 - 5.6
<b>ML904</b>	216 - 329	5.5 - 8.3
<b>LL905</b>	314 - 506	8.0 - 12.9
<b>UL906</b>	496 - 786	12.6 - 20.0

Projection distances measured in inches and meters with standard lens and optional lenses when projecting onto a 100" diagonal screen.

Specifications		
Display	<b>Projection Technology</b>	Single chip DLP
	<b>Resolution</b>	WXGA 1280 x 800
	<b>Light Output</b>	8,500 ANSI lumens
	<b>Colors</b>	16.7 million colors
	<b>Aspect Ratio</b>	Native 16:10 / 4:3, 14:9 and 16:9 compatible
Lens & Operation	<b>Contrast Ratio</b>	2500 : 1 (using active IRIS)
	<b>Throw Ratio (distance : width)</b>	Specification will vary depending on which lens is used with the projector.
	<b>Lens</b>	Specification will vary depending on which lens is used with the projector.
	<b>Lamp Wattage</b>	370W x 2
	<b>Expected Lamp Life*</b>	Approximately 2,000 hours (standard mode) 4,000 hours (Eco mode)
	<b>Expected Filter Life**</b>	Approximately 15,000 hours
	<b>Speaker Output</b>	N/A
	<b>Acoustic Noise Level</b>	36 dB (29 dB in Eco mode)
	<b>Keystone</b>	H and V: +/- 10° (Note: Input signal is WXGA @ 60Hz)
	Compatibility	<b>Computer</b>
<b>H-Sync</b>		31.5 kHz - 106 kHz
<b>V-Sync</b>		56 Hz - 120 Hz
<b>Composite Video</b>		NTSC, NTSC4.43, PAL, PAL-M, -N, SECAM
<b>Component Video</b>		480i, 480p, 576i, 720p, 1080i, 1080p
Connectors	<b>HDMI</b>	480i, 480p, 576i, 720p, 1080i, 1080p, Computer signal TMDS Clock 27 MHz - 150 MHz
	<b>Digital Input</b>	HDMI x 2 (HDCP compliant), DVI-D x 1, HDBaseT x 1
	<b>Computer Input 1</b>	15-pin mini D-sub x 1
	<b>Computer Input 2</b>	BNC x 5
	<b>Computer Monitor Output</b>	15-pin mini D-sub x 1
	<b>Video Input</b>	
	S-Video	N/A
	Composite Video	BNC x 1
	Component Video	BNC x 3 (shared with computer in 2), 15-pin D-sub shrink x 1 (shared with analog computer in 1)
	<b>Audio Input</b>	N/A
	<b>Audio Output</b>	N/A
	<b>Network LAN Wired</b>	RJ-45 port (10 base-T / 100 base-TX)
	<b>Network LAN Wireless</b>	USB-A, IEEE802.11 b/g/n - optional wireless adapter required
	<b>USB</b>	Type A x 1 (wireless adapter)
	<b>Wired Remote Control</b>	3.5mm stereo mini jack (IN/OUT)
<b>Control Terminals</b>	9-pin D-sub x 1 (RS-232 control)	
Ratings & Warranty	<b>Power Supply</b>	AC110-120V / AC220-240V, 50/60Hz
	<b>Power Consumption</b>	1060W
	<b>Operating Temperature</b>	32°F - 113°F (0°C - 45°C)
	<b>Dimensions (W x D x H)</b>	21.1" x 17.2" x 6.7" (without lens) (537 x 438 x 170 mm)
	<b>Weight</b>	Approximately 36.9 lbs. (16.6 kg) (without lens)
	<b>Approvals</b>	UL60950-1/cUL, FCC Part 15 subpart B class A
	<b>Warranty</b>	3 year limited parts and labor Extended Service Contract available (additional cost)

\* Actual lamp life will vary by individual lamp and based on environmental conditions, selected operating mode, user settings and usage. Hours of average lamp life specified are not guaranteed and do not constitute part of the product or lamp warranty. Lamp brightness decreases over time.  
\*\* Actual filter life will vary by individual filter and based on environmental conditions, selected operating mode, user settings and usage. Hours of average filter life specified are not guaranteed and do not constitute part of the product warranty.

# CP-WX9210