

KEY FEATURES

- 300 W program power
- Sensitivity: 92 dB (1 W / 1 m)
- Extended controlled displacement: $X_{\max} \pm 5,7$ mm
- Extended mechanical displacement capability: $X_{\text{damage}} \pm 16$ mm
- Designed with MMSS technology for high control, symmetry and linearity
- Shorting cap for extended response and low harmonic distortion
- Waterproof paper cone with Santoprene™ surround
- Ferrite magnet

TECHNICAL SPECIFICATIONS

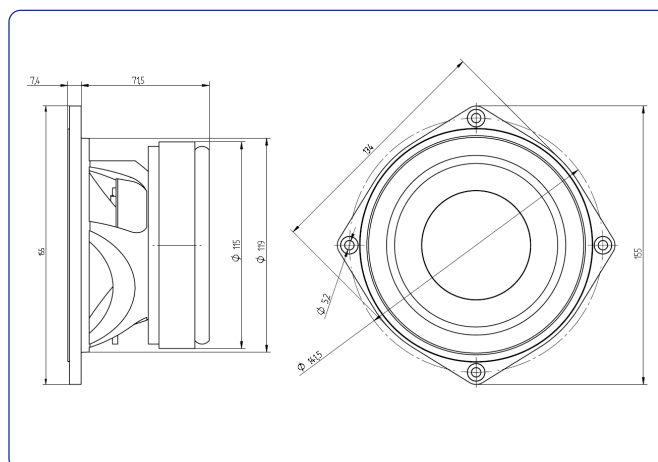
Nominal diameter	127 mm	5 in
Rated impedance		8 Ω
Minimum impedance		6,7 Ω
Power capacity*	150 W _{AES}	
Program power	300 W	
Sensitivity	92 dB	1W @ 1m @ Z _N
Frequency range		70 - 10.000 Hz
Recom. enclosure vol.	4 / 10 l	0,14 / 0,35 ft ³
Voice coil diameter	38 mm	1,5 in
Magnetic assembly weight	1,9 kg	4,19 lb
BL factor		8,5 N/A
Moving mass		0.01 kg
Voice coil length		14 mm
Air gap height		6 mm
X _{damage} (peak to peak)		16 mm

THIELE-SMALL PARAMETERS**

Resonant frequency, f_s	72 Hz
D.C. Voice coil resistance, R_e	5,2 Ω
Mechanical Quality Factor, Q_{ms}	7,50
Electrical Quality Factor, Q_{es}	0,35
Total Quality Factor, Q_{ts}	0,33
Equivalent Air Volume to C_{ms} , V_{as}	5,69 l
Mechanical Compliance, C_{ms}	451 $\mu\text{m} / \text{N}$
Mechanical Resistance, R_{ms}	0,65 kg / s
Efficiency, η_0	0,58 %
Effective Surface Area, S_d	0,0095 m ²
Maximum Displacement, X_{\max} ***	5,7 mm
Displacement Volume, V_d	49 cm ³
Voice Coil Inductance, L_e @ 1 kHz	0,6 mH



DIMENSION DRAWINGS



MOUNTING INFORMATION

Overall diameter	155 mm	6,1 in
Bolt circle diameter	141,5 mm	5,57 in
Baffle cutout diameter:		
- Front mount	119 mm	4,69 in
- Rear mount	122 mm	4,8 in
Depth	78,9 mm	3,11 in
Volume displaced by driver	0,5 l	0,02 ft ³
Net weight	2,19 kg	4,83 lb
Shipping weight	2,47 kg	5,45 lb

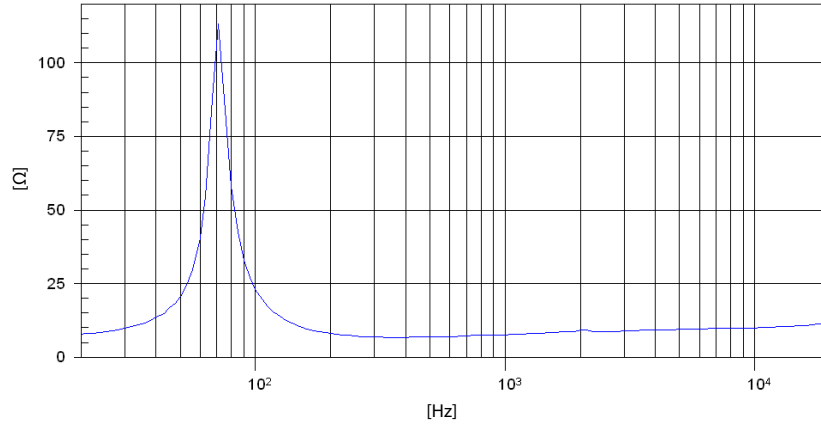
Notes:

* The power capacity is determined according to AES2-1984 (r2003) standard. Program power is defined as the transducer's ability to handle normal music program material.

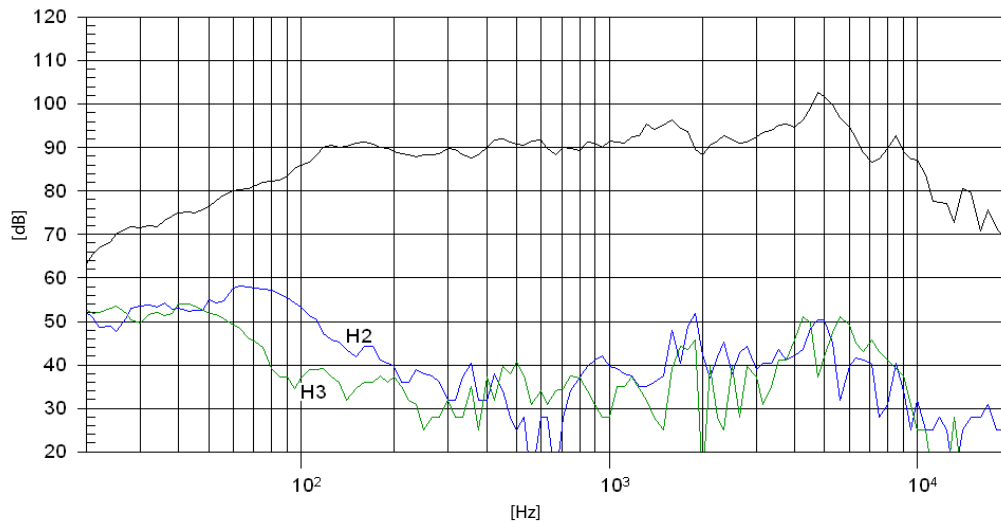
** T-S parameters are measured after an exercise period using a preconditioning power test. The measurements are carried out with a velocity-current laser transducer and will reflect the long term parameters (once the loudspeaker has been working for a short period of time).

*** The X_{\max} is calculated as $(L_{vc} - H_{ag})/2 + (H_{ag}/3,5)$, where L_{vc} is the voice coil length and H_{ag} is the air gap height.

FREE AIR IMPEDANCE CURVE



FREQUENCY RESPONSE AND DISTORTION



Note: On axis frequency response measured with loudspeaker standing on infinite baffle in anechoic chamber, 1W @ 1m